Table 7 D.--INSECTICIDE AND HERBICIDE ANALYSES OF WATER AND SEDIMENT FROM THE LAGUNA MADRE ESTUARY, 1969 WATER YEAR.

Date	Time (24 hour)		Micrograms per liter											
			Aldrin	DDD	DDE	DDT	Dieldrin	Endrin	Heptachlor	Heptachlor epoxide	Lindane	2,4-D	Silvex	2,4,5-T
			Line 6 site 2. Baffin Bay											
Sept. 15	1630	Water	0.00	0.00	0.00	0.01	0.00	0.00	0.00	0.00	0.00	0.00	0.00	0.00
		Sediment	.00	2.2	5.4	.00	.00	.00	.00	.00	.00	--	--	--
			Line 7 site 2. Baffin Bay											
Sept. 15	1530	Water	.00	.00	.00	.00	.00	.00	.00	.00	.00	.00	.00	.05
		Sediment	.00	.00	.00	.00	.00	.00	.00	.00	.00	--	--	--
			Line 11 site 3. Baffin Bay											
Sept. 15	1750	Water	.00	.00	.00	.00	.00	.00	.00	.00	.00	.00	.00	.00
		Sediment	.00	.00	.00	.00	.00	.00	.00	.00	.00	--	--	--
			Line 22 site 2. Arroyo Colorado											
Sept. 10	1340	Water[a/]	--[b/]	.00	.00	.00	.00	.00	--[b/]	.00	--[b/]	.00	.00	.02
		Sediment[c/]	.00	2.0	5.1	.00	.00	.00	.00	.00	.00	--	--	--
			Line 25 site 2. Arroyo Colorado											
Sept. 10	1055	Water	.00	.00	.00	.00	.00	.00	.00	.00	.00	.00	.00	.00
		Sediment	.00	.00	.84	.00	.00	.00	.00	.00	.00	--	--	--

a/ H_2S odor.
b/ Not detectable due to interfering sulphur compounds.
c/ H_2S odor; Qualitative test for parathion, methylparathion, and diazinon negative.

WATER STAGES IN THE ESTUARIES

Celestial tides along the Texas coast vary during a 2-week period from diurnal to semidiurnal. The tides generate variable water stages in the estuaries and cause a cyclic exchange of water between the Gulf of Mexico and the estuaries. At times, however, winds or streamflow exert a greater influence on the estuarine water stage than celestial tides; therefore, at certain water stages in the estuaries, flow during one or more tidal cycles may be constantly out of the estuary or constantly into the estuary.

All water-stage recorder sites in the estuaries are shown on Figure 22 and are numbered arbitrarily for convenience. The data given in Tables 8 through 15 represent peaks and troughs in water stages caused by tides, wind, or inflow.

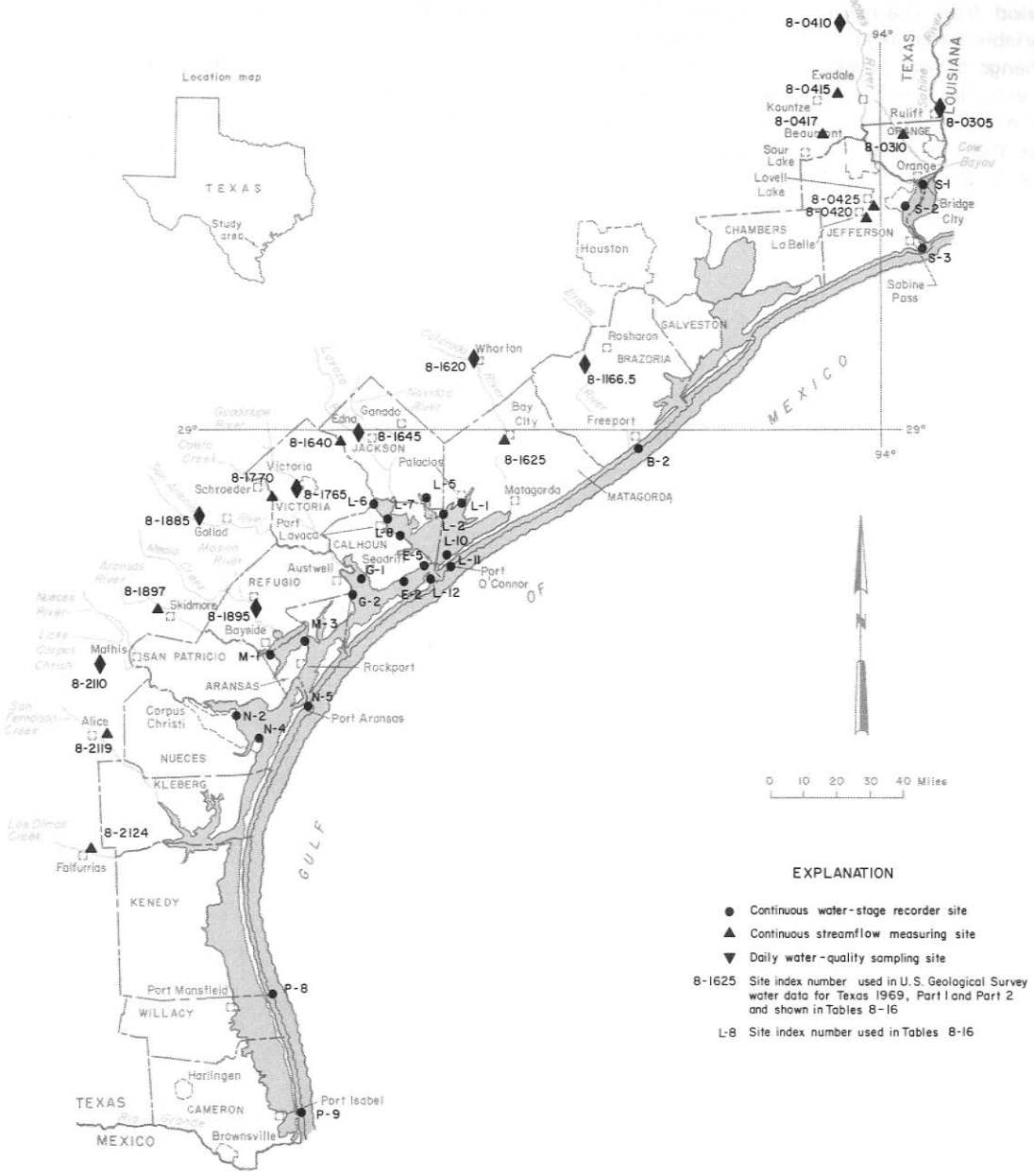

Figure 22

Locations of Continuous Water-Stage and Daily Water-Quality Data-Collection Sites

Base from Official State Highway Map of Texas, 1971

Table 8A.--51, Sabine Lake near Bridge City, Tex.

LOCATION.-- Lat 29°57'42" long 93°48'16", at the Texas-Louisiana State line, on well platform in north end of Sabine Lake about 4 miles east southeast of Rainbow Bridge and about 5 miles south southeast of Bridge City, Orange Co.

RECORDS AVAILABLE.-- July 1966 through September 1969.

GAGE.-- Water-stage recorder. Datum of gage is mean sea level (levels by U. S. Army Corps of Engineers).

EXTREMES.-- 1968 water year: maximum elevation 3.1 feet June 24; minimum -2.3 feet Mar. 13.
1969 water year: maximum elevation 2.8 feet Mar. 23; minimum -1.4 feet Nov. 11.

REMARKS.-- Gage operated by U. S. Army Corps of Engineers; records since Aug. 1967 computed by U. S. Geological Survey.

Water stage, in feet, above or below (-) mean sea level; Time is Central Standard; Water Year October 1966 to September 1967.

October			November			December			January			February			March			April			May			June			July			August			September		
Day	Time	Stage	Day	Time	Stage	Day	Time	Stage	Day	Time	Stage	Day	Time	Stage	Day	Time	Stage	Day	Time	Stage	Day	Time	Stage	Day	Time	Stage	Day	Time	Stage	Day	Time	Stage	Day	Time	Stage
																														1	0800	-0.9	1	1400	0.6
																															2200	-.2		2400	-.4
																														2	1000	1.0	2	1400	.9
																															2300	-.2	3	0100	-.2
																														3	1400	1.0		1700	1.2
																														4	0100	-.1	4	0200	.1
																															1000	1.0		1800	1.4
																														5	0100	-.2	5	0100	.4
																															1600	1.1		0800	1.4
																														6	0200	-.2		1200	.9
																															1700	1.1		1900	1.4
																														7	0200	.0	6	0200	.8
																															1700	1.2		0700	1.4
																														8	0300	.1		1600	.8
																															1100	.9		2000	1.0
																															1500	.8	7	0300	.4
																															2000	1.0		0800	.8
																														9	0400	.1		1600	.1
																															1000	.7		2400	.8
																															1600	.3	8	0500	.7
																															2200	.8		0900	.6
																														10	0500	.3		1700	-.3
																															1000	.7	9	0100	.6
																															1600	.2		0900	.6
																															2200	.9		1800	-.3
																														11	0600	.3	10	0500	.8
																															1100	.6		1900	-.3
																															1900	-.2	11	0600	.8
																															2400	.2		2100	-.3
																														12	0500	.1	12	0800	.8
																															1300	.6		2100	-.2
																															1900	-.2	13	1200	1.4
																														13	0200	.6		2300	.1
																															1200	.7	14	1400	1.4
																															2000	-.2		2200	.5
																														14	1100	1.0	15	1500	1.8
																															2100	.2		2400	.8
																														15	1000	1.4	16	0600	1.5
																															2400	.3		1100	1.4
																														16	0600	1.1		1600	1.7
																															1500	1.1	17	0100	.8
																															2400	.0		0800	1.4
																														17	1200	1.4		1200	1.2
																															2400	.1		1800	1.5
																														18	0800	1.0	18	0100	.9
																															1600	1.0		0800	1.4
																														19	0100	.0		1200	1.2
																															1300	1.2		1900	1.7
																														20	0100	.2	19	0100	1.2
																															1500	1.3		0800	1.6
																														21	0300	.4		1200	1.4
																															1000	1.0		2000	2.0
																															1400	.8	20	0100	1.8
																															2000	1.3		0800	2.3
																														22	0200	.5		1200	2.1
																															0900	1.0		2000	2.5
																															1300	.8	21	0400	2.1
																															2000	1.1		0800	2.2
																														23	0400	.4		1500	1.6
																															1000	.9		2000	2.0
																															1500	.6	22	1600	.6
																															2100	1.1		2400	1.3
																														24	0500	.6	23	1600	.4
																															0900	.9	24	0300	1.3
																															1600	.5		1800	.2
																															2200	1.0	25	0700	1.2
																														25	0500	.8		1900	.4
																															1300	1.1	26	0600	1.4
																															1700	.6		1900	.4
																															2400	1.2	27	0600	1.5
																														26	1000	1.3		2400	-.7
																															1800	.5	28	1200	.0
																															2300	1.1		2100	-.9
																														27	0700	.9	29	1500	1.0
																															1000	1.1		2300	.2
																															2000	.3	30	0600	1.0
																														28	0700	1.1		1100	.8
																															2100	-.1		1500	1.0
																														29	0600	.8		2300	.1
																															2100	-.2			
																														30	0800	.9			
																															2100	-.2			
																														31	0800	.9			
																															2300	-.5			

Table 8A.--S1, Sabine Lake near Bridge City, Tex.-Continued

Water stage, in feet, above or below (-) mean sea level; Time is Central Standard; Water Year October 1967 to September 1968.

October			November			December			January			February			March		
Day	Time	Stage	Day	Time	Stage	Day	Time	Stage	Day	Time	Stage	Day	Time	Stage	Day	Time	Stage
1	0600	1.0	1	0500	0.7	1	1300	-0.1	1	0600	0.8	1	0800	1.3	1	0200	-1.8
	1100	.8		1300	-.1	2	0500	1.6		1600	-.4		1600	.7		1100	-.9
	1600	.9		2100	.7		1500	.2	2	0600	1.2		2200	1.1		1600	-1.0
	2400	.2	2	0200	.4		2000	.6		1600	.0	2	1600	-.6		2200	-.3
2	0700	1.0		0500	.6	3	0400	-1.3	3	0400	1.1		2400	.1	2	0300	-.7
	1100	.8		1300	-.2	4	0800	.7		1600	.2	3	0400	.0		1000	.0
	1800	1.3		2200	1.0		1700	-.3	4	0200	1.0		1200	.8		1600	-.2
	2400	.7	3	0500	1.4	5	0700	1.1		1700	-1.0		1600	.7		2100	.1
3	0600	1.2		1700	-.4		1700	.2	5	1100	.9		2200	1.1	3	0700	-.6
	1200	.8		2200	.0	6	0300	1.3		1600	.6	4	0600	.5		0900	-.5
	1900	1.4	4	0300	-.1		1800	-.1	6	0200	1.4		1100	.7		1600	-.8
4	0100	.9		0700	.1	7	0500	.9	7	1100	-1.4		1700	.7		2300	-.6
	0700	1.3		1400	-.7		1700	.0	8	0600	-.1		2200	1.0	4	0600	-1.0
	1300	.6	5	0600	.9	8	0400	.9		1000	-.3	5	0800	.3		2300	.4
	2200	1.4		1600	-.4		2000	.3	9	0500	1.1		2000	.8	5	0700	-.4
5	0100	.9	6	0400	.8	9	0300	1.0		1000	.6	6	0900	-.3		2200	.7
	0700	1.2		1700	-.3		1700	1.1		1700	1.2		1800	.2	6	0800	-.1
	1400	.3	7	0700	1.0		2000	.9	10	0200	.8	7	1100	-1.3		1900	.7
	a	a		1800	-.1	10	0500	1.3		1100	-.2		2100	.3	7	1000	-.6
6	1600	.1	8	0400	.9		1400	.5	11	0200	.4	8	0900	-1.5		2100	.4
7	0600	1.4		1900	-.3		1700	.7		1100	-.3		2200	.2	8	1000	-.5
	1600	.2	9	0500	.7		2100	.4		2200	.7	9	1100	-1.0		2400	.7
8	0300	1.4		1200	.8	11	0300	.6	12	1200	-.3		2400	.4	9	1000	-.2
	1800	-.4		2000	.2		1300	-.5		1900	.3	10	1200	-1.0		2400	1.0
9	0800	.9	10	0500	1.0		1600	-.2	13	1300	-1.5	11	0200	.2	10	1200	-.1
	1900	-.1		1000	.7		2400	-.7		1900	-1.0		1300	-1.0	11	0300	1.1
10	0600	1.0		1400	.8	12	0500	-.5	14	1300	-1.9	12	0400	.3		1200	.5
	2000	-.2		2000	.3		1100	-1.0	15	0400	-.1		1300	-.4		1900	1.7
11	0600	.8	11	0500	1.0	13	0500	.9		1400	-1.0	13	0300	.9	12		b
	2100	-.2		1000	.7		1300	.3	16	0400	.4		1500	-.3	13	0400	-2.2
12	0700	.8		1500	1.0	14	0100	1.4		1500	-.8		2200	.5		0800	-2.0
	1500	.9		2200	.3		1200	.4	17	0500	.5	14	0100	.4		1400	-2.3
	2200	.2	12	0400	.7		2100	1.2		1500	-.6		0500	.6	14	0900	.4
13	0600	1.1		1000	.2	15	1400	-.3	18	0600	1.0		1400	-.4	15	a	a
	1500	1.1		1700	.6	16	0300	.6		1700	.0		2300	.5	16	a	a
	2400	.4		2300	.3		1400	.4	19	0400	.9	15	0700	.5	17	a	a
14	0600	1.0	13	0400	.6	17	0600	1.4		1700	-.1		1400	-.4	18	a	a
	1100	1.0		1200	.0		1400	.3		2400	.6		2100	.2	19	a	a
	1500	1.3		1800	.6	18	0500	1.5	20	0300	.4	16	0300	-.2	20	a	a
	2300	.6	14	0400	.8		1500	.2		1000	.8		0800	.3	21	a	a
15	0600	1.2		1400	e.3	19	0200	1.2		1700	.4		1500	-.4	22	a	a
	1000	1.1		1800	e.8		1600	-.1		2400	.9		2200	.5	23	a	a
	1700	1.4	15	a	a	20	0700	1.3	21	0600	.4	17	0300	.0	24	a	a
	2400	.8	16	a	a		1700	.2		2400	1.2		0700	.3	25	a	a
16	0400	1.3	17	a	a	21	0500	1.5	22	0800	.6		1500	-.2	26	a	a
	1500	.1	18	a	a		1600	.0		1300	1.2		2100	.2	27	a	a
	1800	.3	19	a	a		2200	.5		2300	1.1	18	0300	-.3	28	a	a
17	0200	-.4	20	a	a	22	1700	-1.4	23	1000	.1		2200	1.0	29	a	a
	0700	-.1	21	a	a	23	0100	-1.0		1400	.3	19	0600	.4	30	a	a
	1400	-.8	22	a	a		0700	-1.3	24	0800	-1.2		1300	1.0	31	a	a
	2000	-.2	23	a	a		1500	-1.2		2400	.4		1700	.7			
18	1300	-1.1	24	a	a	24	0300	.2	25	1000	-.8		2200	1.1			
	2100	-.1	25	a	a		1300	.4	26	0200	.8	20	0700	.1			
19	0200	-.3	26	a	a		1900	.1		1200	.3		1500	.9			
	0800	.0	27	a	a	25	0100	.6	27	0300	.9		2100	.9			
	1300	-.4	28	a	a		0900	.0		1300	-.3	21	0800	-.3			
	2200	.6	29	0400	1.1		1500	.4	28	0300	1.0		1500	.6			
20	0200	.5		1100	.6	26	0100	.2		1300	-.1	22	1000	-1.2			
	0500	.6		2000	1.5		1000	-.8	29	0300	1.0		2400	.7			
	1400	-.3	30	0300	1.6	27	0200	.8		1500	-.2	23	1100	-.7			
21	0400	.6		1200	.3		1100	.0		2200	.7		2200	.0			
	1500	-.4		2200	1.1		2000	.8	30	0500	1.0	24	1100	-1.0			
22	0500	.8				28	1100	-.8		1500	-.1	25	0300	.5			
	1600	-.3					2200	.4		2300	.7		1300	-.6			
23	0600	1.1				29	1300	-.8	31	0600	.8	26	0400	.5			
	1600	.3				30	0400	.8		1500	.0		1400	-.8			
24	0400	1.4					1400	-.6		2400	.9		2100	.0			
	1900	.1				31	0300	1.6				27	0500	.0			
25	0200	.8					1500	-.1					1400	-1.0			
	1900	-.3										28	0800	.7			
26	1000	1.4											1600	.1			
	1900	-.5											1800	.4			
27	0300	1.2										29	0400	-.6			
	2000	-.2											0800	-.5			
28	1400	1.0											1800	-2.0			
	2000	.6															
29	0500	1.6															
	0900	1.5															
	1500	1.8															
	2200	1.2															
30	0600	2.3															
	1300	1.5															
	1400	1.9															
31	1200	-.3															
	1800	.7															
	2300	.1															

April			May			June			July			August			September		
Day	Time	Stage	Day	Time	Stage	Day	Time	Stage	Day	Time	Stage	Day	Time	Stage	Day	Time	Stage
1	a	a	1	0300	0.0	1	0400	0.3	1	0500	0.5	1	0400	0.9	1	0700	1.4
2	a	a		1400	1.0		1300	1.4		1200	1.1		0800	.7		2100	.2
3	a	a	2	0400	-.2	2	0400	.4		2100	1.1		1100	.8	2	0900	1.5
4	a	a		1500	1.0		1300	1.2	2	0500	.6		2000	.1		2300	.3
5	a	a	3	0500	-.2	3	0600	.3		1200	1.1	2	0500	1.0	3	1400	2.1
6	a	a		1700	1.0		1600	1.3	3	0400	.5		1100	1.0		2300	.8
7	a	a	4	0600	-.2	4	0700	.4		1200	1.0		2200	.0	4	1100	2.0
8	a	a		1400	.8		1500	1.0		2000	.5	3	0600	1.2		2400	.9
9	a	a	5	0600	-.6	5	0700	.4	4	0200	.8		2200	-.2	5	0800	1.8
10	a	a		2000	.9		1500	1.0		0700	.7	4	1000	1.1		1600	1.4
11	a	a	6	0800	.0		2100	.5		1200	1.1		2300	.0		2400	.6
12	a	a		1700	1.1	6	0300	.8		2200	.4	5	1300	1.3	6	0800	1.4
13	a	a	7	0100	1.4		0900	.7	5	0500	1.0		2300	.1		1300	1.2
14	a	a		0700	1.0		1400	.9		1400	1.2	6	1000	1.3		1700	1.6
15	a	a		1500	1.4		2300	.2		2200	.4		1400	1.4	7	0200	.8
16	1600	1.5		2100	.9	7	0600	1.0	6	0700	1.1		2400	.0		0800	1.4
17	0400	.5	8	0200	1.1		1000	.8		1300	1.1	7	0900	1.2		1300	1.2
18	1400	1.6		1000	.4		1500	.9		2300	.0		1600	1.4		1700	1.7
19	0600	.3		1600	1.0		2300	.0	7	0800	1.1	8	0200	.1	8	0200	1.0
20	1400	1.4		2300	.6	8	1200	1.1		2400	-.1		1000	1.2		0800	1.5
21	0600	.2	9	0400	1.1		2400	.0	8	0900	1.3		1700	1.2		1500	1.0
22	1600	1.5		1000	.8	9	0900	1.3	9	0200	-.2	9	0200	.1		2000	1.5
23	0700	.3		1600	1.3		2400	-.1		1000	1.2		1000	1.1	9	0300	.9
24	1600	1.2		2300	.7	10	0900	1.4	10	0100	-.3		1800	1.4		0700	1.2
25	0300	1.1	10	0600	1.6		1500	1.4		1300	1.1	10	0300	.4		1500	.6
26	0900	.2		1200	1.4	11	0200	.9	11	0200	-.3		1000	1.1		2200	1.4
27	1700	1.2		1500	1.8		1400	1.3		1000	1.1		1500	1.0	10	0400	.8
28	2200	.9	11	0100	.8	12	0300	-.2	12	0300	-.2		1900	1.2		0900	.9
29	0300	1.1		0900	1.8		1000	1.0		1500	1.0	11	0400	.5		1600	.4
30	0900	.5		1500	1.5	13	0300	-.5	13	0300	-.1		1000	1.0		2300	1.0
31	1700	1.2		2400	.2		1700	1.0		1200	1.2		1500	.7	11	0300	.8
1	2200	.9	12	1000	1.9	14	0400	-.2		1900	1.1		2200	1.0		0800	.9
2	0500	1.1	13	0100	.4		1400	1.1	14	0400	.3	12	0400	.4		1500	.4
3	1000	.5		0900	1.7	15	0500	.0		1100	1.2		1000	.9	12	0100	1.1
4	1700	.8		1700	1.6		1400	1.1		1500	1.1		1600	.5		1000	1.0
5	2400	.0	14	0200	.5	16	0600	.0		2000	1.2		2300	.9		1700	.6
6	0400	.2		1100	1.6		1400	.9	15	0600	.6	13	0400	.7	13	0300	1.5
7	1100	-.5	15	0200	.3	17	0600	.0		1200	1.1		1100	1.0		1900	.6
8	1800	.2		1400	1.5		1400	.8		1800	.8		1800	.5	14	0600	1.5
9	2300	.0	16	0300	.2		2200	.4	16	0100	1.2	14	1000	1.4		1900	.6
10	0600	.7		1400	1.3	18	0200	.6		0600	.9		1900	.6	15	1100	2.1
11	1000	.4	17	0400	.1		0500	.3		1200	1.2	15	0500	1.5		2100	.9
12	1800	.9		1400	1.3		1400	1.0		1900	.7		1200	1.5	16	1300	2.0
13	2400	.4	18	0500	-.1		2000	.5	17	0200	1.1		2000	.6		2400	.9
14	0800	1.1		1800	1.0	19	0300	.8		1100	1.0	16	0800	1.6	17	1200	1.8
15	1300	.8	19	0800	-.2		0700	.6		2000	.3		2000	.5		2200	.5
16	1700	.9		1500	.6		1400	.9	18	0400	1.0	17	0600	1.4	18	1200	1.0
17	2400	.2	20	0900	-.6		2200	.3		0900	.9		2200	.2		2200	.1
18	0700	1.0		1600	.5	20	0600	1.0		1400	.9	18	0600	1.3	19	0700	1.2
19	1700	1.0		2200	.2		1500	1.0		2000	.2		2100	.2		1500	1.2
20	0100	.1	21	0200	.4		1900	.4	19	0900	1.0	19	0800	1.3		2300	.2
21	1300	1.0		0800	.0	21	1000	1.6		2200	.1		2200	.1	20	0600	1.2
22	0300	.0		1500	.7		2300	.5	20	0800	1.2	20	0900	1.2		1000	1.0
23	1000	.9		2200	.3	22	1100	1.8		2300	.1		2300	.1		1600	1.2
24	0300	-.6	22	0500	.9		2400	.6	21	0900	1.3	21	0800	1.0		2300	.4
25	1700	1.1		1000	.6	23	1200	2.0		2300	.0		2400	-.1	21	0600	1.2
26				1600	.9		2400	1.2	22	0900	1.1	22	1600	1.1		1100	1.0
27				2200	.4	24	1000	3.1		2400	-.2	23	0100	.1		1700	1.4
28			23	0600	1.4		2400	1.4	23	1000	1.1		1000	1.1		2300	.9
29				2300	.3	25	0800	2.2		2400	-.1		1400	1.0	22	0700	1.7
30			24	0800	1.2		2400	1.0	24	1500	1.3		1800	1.3		1100	1.4
31				1500	1.1	26	0900	1.8	25	0100	.1	24	0200	.3		1700	1.9
1				2400	.4	27	0300	.4		1600	1.4		1000	1.2		2400	1.4
2			25	0800	1.4		1500	1.3	26	0200	.3		1200	1.0	23	0600	1.8
3				1600	1.4	28	0300	.4		1000	1.1		1700	1.4		1200	1.2
4				2400	.5		1100	1.5		1700	1.2	25	0200	.5		1400	2.0
5			26	1100	1.3	29	0200	.6	27	0300	.3		0900	1.2	24	0100	1.5
6				1600	1.3		1200	1.7		1000	1.2		1400	.9		0600	1.7
7			27	0100	.2	30	0300	.8		1800	1.1		2000	1.1		1300	.9
8				1000	1.2		1100	1.5	28	0300	.2	26	0300	.5		2000	1.7
9			28	0300	-.3					1100	.9		0900	1.1	25	0200	1.3
10				1100	.9					1500	.8		1500	.6		0600	1.5
11			29	0300	-.3					1900	1.0		2000	1.2		1500	.5
12				1700	1.1				29	0400	.2	27	0400	.6		2200	1.2
13			30	0200	.0					1100	.9		1000	1.0	26	0300	1.0
14				1400	1.1					1600	.6		1500	.5		0600	1.1
15			31	0400	.0					2300	.8		2300	1.0		1600	.0
16				1400	1.2				30	0400	.3	28	0400	.8	27	0500	1.2
17										1200	1.0		1000	1.2		1700	.1
18										1700	.5		1700	.6	28	0600	1.5
19									31	0900	1.1	29	0100	1.2		1800	.3
20										1900	.3		1000	1.3	29	0400	1.4
21													1800	.6		2000	.1
22												30	0900	1.7	30	0500	1.0
23													1900	.7		2100	-.2
24												31	0600	1.6			
25													2100	.3			

Table 8A.--S1, Sabine Lake near Bridge City, Tex.-Continued

Water stage, in feet, above or below (-) mean sea level; Time is Central Standard; Water Year October 1968 to September 1969.

October			November			December			January			February			March			April			May			June			July			August			September		
Day	Time	Stage	Day	Time	Stage	Day	Time	Stage	Day	Time	Stage	Day	Time	Stage	Day	Time	Stage	Day	Time	Stage	Day	Time	Stage	Day	Time	Stage	Day	Time	Stage	Day	Time	Stage	Day	Time	Stage
1	1400	1.2	1	0500	0.9	1	0100	1.5	1	1000	-0.9	1	a	a	1	a	a	1	0100	0.8	1	a	a	1	0200	0.5	1	0100	0.2	1	0400	0.0	1	0200	1.5
	2200	.4		1100	.4		1200	.3	2	0400	1.0	2	a	a	2	a	a		0700	1.3	2	a	a		1200	2.0		1600	1.7		1100	.7		2100	.1
2	0600	1.4		1700	.9		2000	1.1		1200	.0	3	a	a	3		a		1300	.8	3	1700	2.1	2	0400	.5	2	0300	.3		1500	.5	2	0500	1.3
	1000	1.2		2400	.5	2	1200	-.2	3	a	a	4	a	a	4	a	a		1900	1.2	4	0400	1.0		1100	1.7		1800	1.6		2200	1.0		2200	.2
	1400	1.3	2	0500	.9	3	0200	1.4	4	a	a	5	a	a	5	a	a		2400	.9		1400	2.3	3	0400	.1	3	0400	.3	2	0500	.5	3	0700	1.4
	2300	.5		1100	.4		1600	-.5	5	a	a	6	a	a	6	a	a	2	0600	1.4	5	0500	1.1		1700	2.0		1200	1.2		1100	.9		2300	.3
3	0600	1.3		1900	1.0		2000	-.2	6	a	a	7	a	a	7	a	a		1400	.9		1500	2.4	4	0300	.7		2100	1.3		1600	.5	4	1000	1.5
	1100	1.0		2300	.9	4	1300	-1.1	7	a	a	8	a	a	8	a	a		1900	1.1	6	0500	1.2		1200	1.9	4	0500	.3		2300	1.1		2400	.3
	1600	1.2	3	0400	1.1	5	0300	.4	8	a	a	9	a	a	9	a	a	3	0100	.7		1400	2.3	5	0500	.6		1400	1.0	3	0600	.6	5	1100	1.6
	2400	.0		1400	.2		a	a	9	a	a	10	a	a	10	a	a		0800	1.4	7	0700	1.3		1400	1.6		2300	1.0		1100	.8	6	0200	.3
4	0600	.5		1800	.4	6	0400	.9	10	a	a	11	a	a	11	a	a		1400	1.0		1300	1.9		a	a	5	0500	.5		1800	.2		1100	1.3
	1100	.0	4	1300	-.7		1400	-.1	11	a	a	12	a	a	12	a	a		1900	1.3	8	0200	2.0	6	1400	1.6		1200	1.3	4	0200	.9	7	0200	.5
	1800	.7		2200	.5		2400	.9	12	a	a	13	a	a	13	a	a	4	0200	.8		0900	1.4	7	0700	.8		1800	.6		1000	.9		1200	1.4
	2400	.2	5	0500	.7	7	1600	-.9	13	a	a	14	a	a	14	a	a		0900	1.6		1600	2.2		1400	1.4	6	0200	1.1		2100	.3	8	0300	.1
5	1800	1.8		1300	.0	8	0700	.2	14	a	a	e15	e1400	0.8	15	a	a		1800	1.7	9	1200	.4		2100	1.0		1200	1.2	5	0600	1.1		1100	1.1
	2400	1.3	6	0500	1.6		1500	-.4	15	a	a		e1900	1.1	16	a	a	5	0300	.9		1800	1.1	8	0300	1.4		2100	.5		2200	.1		2100	.8
6	0600	1.9		1400	.2	9	0500	.9	16	a	a	e16	e1400	-.4	17	a	a		1100	2.0	10	0400	1.0		0900	1.0	7	0300	e1.1	6	0800	1.1	9	0400	.0
	1400	.9		2100	.8		1600	.0	17	a	a		e2200	.6	18	a	a	6	0500	.5		1100	.6		1400	1.4		1200	1.3		2200	.1		1100	.8
	2000	1.4	7	1400	-.6	10	0400	1.1	18	a	a	e17	e0700	1.0	19	2000	0.9		1200	1.5		1800	1.4		2100	.8		2200	.4	7	0900	1.2		2000	.9
7	0200	.8	8	0500	.5		1700	-.1	19	a	a		e1400	.3	20	0200	.4		2000	1.4		2400	1.1	9	0300	1.3	8	0700	1.2		2300	.0	10	0500	.1
	0600	1.1		1900	-.9	11	0400	.9	20	a	a		e2000	.9		0900	1.2	7	0600	.4	11	0500	1.3		1300	1.0		2000	.1	8	1100	1.2		1200	.8
	1300	.4	9	0700	.6		1600	.3	21	a	a	e18	e0400	.4		1400	.7		1400	1.6		1400	.7		2200	.5	9	0700	1.2		2400	.0		2000	1.0
	2000	1.3		1600	-.4	12	0300	1.3	22	a	a		e0800	.6		1800	.8	8	0600	.7		1800	1.0	10	0600	1.3		2300	-.1	9	1400	1.2	11	0500	.3
8	0200	1.1	10	0700	1.3		1300	1.3	23	a	a		e1600	-.2	21	0400	.1		1700	1.7		2400	.7		1700	.9	10	1100	1.2		2400	.1		1100	.8
	0600	1.3		1500	.8		1600	1.1	24	a	a		e2200	.3		1200	.8	9	0800	.8	12	0700	1.3		2200	.4		2300	.0	10	0900	1.1		1800	.5
	1300	.7		2100	1.4		2400	1.7	25	a	a	e19	e0400	.0		1500	.7		1600	1.8		1300	.9	11	0800	1.5	11	0700	1.4		1700	.9		2100	.8
	2000	1.5	11	2000	-1.4	13	1200	.7	26	a	a		e0900	.6		1900	.8		2300	1.6		1700	1.2		1600	1.2		2400	.0	11	0100	-.1	12	0600	.3
9	1800	.4	12	1000	-.3	14	1000	-.6	27	a	a		e1500	.1	22	0400	.2	10	0800	.8		2400	.8		2300	.5	12	1200	1.2		1000	.8		1300	.8
10	0500	1.2		1700	-.8		1800	.1	28	a	a		e2200	.7		1900	1.3		1600	1.7	13	0800	1.8	12	0900	1.8	13	0100	-.1		1900	1.0		1700	.6
	1400	.2	13	0600	.5		2300	-.1	29	a	a	e20	e0300	.3	23	0400	.8	11	1100	.5		1500	1.5		2400	.6		1000	1.0	12	0200	-.3		2300	1.1
11	0400	1.2		1900	-.2	15	0300	.0	30	a	a		e1100	1.2		1300	2.8		1700	1.4		2000	1.7	13	0800	1.7	14	0100	-.3		1200	.9	13	0700	.5
	1700	.2	14	1300	.8		0900	-.2	31	a	a		e1500	1.2	24	0600	1.2		2100	1.1	14	0200	1.2	14	0100	.5		1000	.8		1700	1.1		1100	.8
12	0300	1.3		2000	.3		1700	.4					e2200	1.4		1200	1.8	12	0300	1.6		0800	2.0		0900	1.6		1600	.9	13	0300	-.1		1800	.4
	1700	.4	15	1400	1.6		2000	.3					e2600	1.1	25	0700	-.2		0900	.8		1700	1.6	15	0100	.3	15	0200	-.3		1100	.9	14	0200	1.1
13	0500	1.6		2300	.9	16	0200	.8					e2300	1.9		1600	.6		1700	1.9	15	0200	1.0		1000	1.2		1000	.7		1800	1.2		0700	.9
	1800	.7	16	a	a		1000	-.1					e0800	.8	26	0900	-.4	13	0600	2.2		0900	1.8	16	0200	-.2		1800	1.4	14	0300	.3		1100	1.2
14	0500	1.8	17	0400	1.1	17	0100	1.2					e1300	.9		1700	.8		1200	1.5		2100	1.6		1100	1.3	16	0400	-.1		1000	1.0		1900	.7
	2000	.8		1100	.6		1100	.1					e0700	.1	27	0900	.0		1700	1.6	16	0300	1.0	17	0200	.2		1700	1.1		1500	.9	15	0400	1.4
15	0500	1.8		1700	1.1		1800	1.2					e2000	1.6		1700	1.0	14	0100	1.0		0900	2.1		1500	1.5	17	0300	.0		2000	1.1		1100	1.6
	2000	.8	18	1300	-1.0	18	0300	1.3				24	a	a	28	0900	.1		0600	1.2		2000	1.6	18	0200	.4		1000	.8	15	0400	.4		2000	.6
16	1200	1.9		2000	-.1		1200	.2				25	a	a		1800	1.1		1200	.8	17	0200	1.1		1100	1.5		1800	.9		1100	1.0	16	0400	1.3
	2100	1.2	19	1200	-1.3		2100	1.6				26	a	a	29	0400	.8		1800	1.3		1400	2.3	19	0300	.2	18	0400	.0		2200	1.2		1200	1.4
17	0500	1.8	20	0400	.4	19	1300	.0				27	a	a		1000	.4	15	0100	.9	18	0500	1.2		1400	1.3		1100	.6	16	0500	.6		2200	.4
	2200	.4		1300	-.7	20	0100	1.3				28	a	a		1800	1.2		0800	1.6		1400	2.0	20	0400	.4		2300	.5		1100	1.1	17	0800	1.4
18	0500	.9	21	0100	.6		1400	.0								2400	.9		1200	1.2	19	0600	.9		1300	1.5	19	0400	.0		1600	.5		2300	.2
	1000	.7		1400	-.9	21	0500	1.9							30	0300	1.0		1800	1.6		1500	1.8	21	0500	.4		1200	1.0		2300	1.2	18	1200	1.2
	1700	1.1	22	0400	.7		1500	.7								1200	.2	16	0100	1.1	20	0600	.8		1200	1.1		1800	.3	17	0400	e.8		2400	.4
	2300	.7		1500	-.6		2400	1.9								1800	.2		0800	2.0		1500	1.6	22	0600	.6		2400	.7		1100	1.2	19	1100	1.7
19	0500	1.2	23	0600	1.0	22	1700	.2								2400	.6		1400	1.6	21	0800	.5		1300	1.3	20	0500	.3		1900	e.8	20	a	a
	1100	.8		1600	-.3		2100	.7							31	0500	.6		1800	2.2		1700	1.5		2000	.8		1100	1.1		2400	1.3	21	a	a
	1700	1.4	24	0600	1.1	23	1600	-1.1								1100	.2	17	0900	2.6	22	0800	.6	23	0800	1.5		1800	.3	18	a	a	22	a	a
	2300	.9		1800	-.5	24	0300	-.1								1900	1.1	18	0400	1.1		1700	1.4		2000	.6		2400	.9		1100	1.3	23	a	a
20	0500	1.4	25	0900	.7		0900	.0											1000	1.6	23	0900	.5	24	0300	1.4	21	0600	.5		1700	.6	24	a	a
	1200	.8		1700	-.1		1700	-.5										19	0400	.0		1800	1.3		1200	1.6		1000	.8	19	1000	1.6	25	1300	.7
	1800	1.4	26	1000	1.4	25	0300	.6											1300	1.1	24	0800	.4		2000	.8		1900	.4		1900	.9		2000	1.4
	2400	.9		1800	.7		0700	.4										20	0400	.1		1800	1.2	25	0900	2.0	22	1100	1.6	20	1100	1.9	26	0300	.7
21	0500	1.2	27	1400	1.2		1300	.5											1400	1.2	25	a	a		2100	.9		2000	.3		2200	.6		0700	.9
	1300	.3	28	2100	-.4		1700	.3										21	0500	.3	26	a	a	26	1200	2.1	23	0300	1.1	21	0700	1.4		1300	.4
	1900	1.1	29	0300	-.1	26	0200	1.2											1400	1.1	27	a	a		2200	.9		0900	1.1		2300	.2		2200	1.3
	2400	.9		0900	-.6		0800	.8										22	0600	.2	28	a	a	27	0700	2.0		2100	-.1	22	1100	1.5	27	0300	1.0
22	0500	1.1		1700	.4		1300	1.3											1700	1.2	29	1300	1.3		2300	.4	24	1000	1.1		2400	.1		0800	1.3
	1300	.2		2300	.2		1800	1.0										23	0700	.2		2400	.5	28	1200	1.7		2200	-.2	23	1000	1.2		1600	.5
	2100	1.3	30	0400	.8	27	0300	1.4											1800	1.2	30	0800	1.7		2400	.3	25	0900	1.0	24	0100	-.1		2400	1.4
23	0200	1.1		1100	.1		0900	1.0										24	0900	-.1	31	0100	.4	29	1400	1.6		2200	-.4		1500	1.2	28	0700	1.1
	0500	1.2					1400	1.8											1900	1.2		1000	1.7	30	0100	.2	26	1200	1.0	25	0200	.0		1600	.2
	1400	.2				28	1000	-.2										25	0800	.6						1300	1.5	2300	-.3		1100	1.2		2400	e1.2
	2400	1.3					1600	.4											1800	1.7							27	1400	1.2		1800	1.4	29	1700	.1
24	1600	-.4					2200	-.1											2200	1.6							28	0100	-.2	26	0300	.3	30	0300	1.3
	2400	.6				29	0300	.2										26	0200	1.7								1500	1.1		1100	1.5		1700	.4
25	0700	.4					0900	-.4											1000	1.3							29	0100	-.3		1900	1.7			
	1700	-.6				30	0100	1.2											1700	2.2								0900	.7	27	0400	.7			
26	0600	.9					1100	.4											2400	1.8								1300	.6		1200	1.8			
	1700	-.3					1900	1.2										27	0400	1.9								1600	.8		1600	1.5			
27	0500	1.1				31	1300	-.8											0800	1.6							30	0300	-.5		2100	2.0			
	1900	-.3					2100	-.2											1700	2.4								1100	.6	28	0500	1.0			
28	0400	.6																	2400	1.4								1300	.5		1100	1.7			
	2100	-.8																28	0500	1.5								1800	1.0		1500	1.4			
29	0600	.3																	1100	.8							31	0300	-.2		2100	2.0			
	1300	.3																	1800	1.1								1100	.7	29	0600	1.2			
	2000	-.3																29	a	a								1300	.5		1200	1.7			
30	0500	.6																30	a	a								2000	.9		1700	1.2			
	0900	.5																												30	0100	1.9			
	1400	.6																													0600	1.4			
	2200	-.1																													1200	1.6			
31	0600	.7																													1800	1.0			
	1100	.5																												31	0100	1.8			
	1600	.8																													0800	1.4			
	2300	.3																													1200	1.5			
																															2000	.7			

Table 8B.--S2, Sabine-Neches Canal at Port Arthur, Tex.

LOCATION.-- Lat 29°52'00" long 93°55'50", in harbor on Pleasure Island, at U. S. Army Corps of Engineers area office, Port Arthur, Jefferson Co.

RECORDS AVAILABLE.-- December 1934 through September 1969.

GAGE.-- Water-stage recorder. Datum of gage is mean sea level (levels by U. S. Army Corps of Engineers).

EXTREMES.-- 1968 water year: maximum elevation 2.5 feet Oct. 30; minimum -2.4 feet Mar. 13.
1969 water year: maximum elevation 3.4 feet Feb. 14; minimum -1.7 feet Nov. 19.

REMARKS.-- Gage operated by U. S. Army Corps of Engineers; records since August 1967 computed by U. S. Geological Survey.

Water stage, in feet, above or below (-) mean sea level; Time is Central Standard; Water Year October 1966 to September 1967.

October			November			December			January			February			March			April			May			June			July			August			September		
Day	Time	Stage	Day	Time	Stage	Day	Time	Stage	Day	Time	Stage	Day	Time	Stage	Day	Time	Stage	Day	Time	Stage	Day	Time	Stage	Day	Time	Stage	Day	Time	Stage	Day	Time	Stage	Day	Time	Stage
																														1	0900	1.1	1	0500	1.3
																															1900	-.1		1600	1.7
																														2	0200	1.0		2400	.7
																															1100	1.2	2	0600	1.7
																															1900	-.2		1100	1.1
																														3	0300	.9		1900	1.9
																															1200	1.2		2300	1.2
																															2200	-.1	3	0600	1.7
																														4	0300	.9		1100	.9
																															1300	1.2		1800	1.3
																															2100	-.3		2300	.6
																														5	0200	.7	4	0500	1.0
																															1400	1.3		1000	.2
																															2200	-.2		1900	1.1
																														6	0500	1.0	5	0100	.7
																															1600	1.3		0500	.9
																															2200	.0		1200	-.1
																														7	0500	1.0		1800	.8
																															1600	1.3	6	0700	.9
																														8	0100	.2		1400	-.1
																															0500	1.0		1900	.8
																															1800	1.1	7	0500	1.2
																														9	0100	.3		1400	-.2
																															0500	1.0		1900	.6
																															1200	.6	8	0500	1.2
																															1900	1.0		1600	-.2
																															2400	.4		2100	.7
																		10	0700	.9	9	0700	1.1
																															1400	.4		1800	-.1
																															2200	1.1	10	0100	1.1
																		11	0300	.6		1100	1.6
																															0800	.9	11	a	a
																															1500	.1	12	a	a
																		12	0100	.8	13	a	a
																															0300	.6	14	a	a
																															0800	1.1	15	2100	1.0
																															1500	.1	16	0200	1.7
																		13	0300	1.1		1200	1.7
																															0900	1.0		1500	2.1
																															1700	.0		2200	1.0
																		14	0300	1.2	17	0600	1.7
																															1100	1.4		1000	1.5
																															1800	.4		1700	e1.8
																		15	0200	1.4		2300	1.2
																															1200	1.8	18	a	a
																															2000	.6	19	1800	2.4
																		16	0700	1.6		2400	2.2
																															1200	1.4	20	0700	2.8
																															2100	.1		1300	2.6
																		17	0300	1.2		1900	3.0
																															1100	1.7		2400	2.3
																															2000	.2	21	0700	2.6
																		18	0200	1.1		1300	1.8
																															1300	1.4		1900	2.4
																															2000	.1	22	0300	1.7
																		19	0900	1.7		a	a
																															1400	1.1		1400	.9
																															1700	1.4		2300	1.7
																															2400	.6	23	a	a
																		20	0800	1.2		1300	.6
																															1300	.9		a	a
																															2100	1.4	24	0500	1.6
																															2400	.9		1400	.3
																		21	0700	1.3		1900	1.0
																															1400	.8	25	0600	1.7
																															2100	1.4		1500	.6
																		22	0300	1.1	26	0100	1.7
																															0900	1.4		a	a
																															1400	.8	27	0400	1.8
																															2400	1.8		1100	1.4
																		23	0100	1.4		1800	-.1
																															0800	1.8	28	0900	.4
																															1500	.6		1900	-.5
																															2100	1.4	29	0400	e.8
																		24	0400	1.1		1300	e1.2
																															1000	1.4		2100	.3
																															1400	.5	30	0200	1.2
																															2100	.6		1400	1.2
																		25	0600	1.4		2000	.4
																															1800	.0			
																		26	0100	.8			
																															0600	1.1			
																															1800	-.2			
																		27	0100	.8			
																															1000	1.1			
																															1800	-.1			
																		28	0900	1.2			
																															2000	-.2			
																		29	0300	.8			
																															1400	1.1			
																															2000	-.1			
																		30	1300	1.2			
																															2200	-.1			
																		31	0300	.9			
																															1600	1.4			
																															2200	.3			

Note: No usable record for October through July.

Table 8B.--S2, Sabine-Neches Canal at Port Arthur, Tex.-Continued

Water stage, in feet, above or below (-) mean sea level; Time is Central Standard; Water Year October 1967 to September 1968.

October			November			December			January			February			March			April			May			June			July			August			September		
Day	Time	Stage	Day	Time	Stage	Day	Time	Stage	Day	Time	Stage	Day	Time	Stage	Day	Time	Stage	Day	Time	Stage	Day	Time	Stage	Day	Time	Stage	Day	Time	Stage	Day	Time	Stage	Day	Time	Stage
1	0200	1.1	1	0300	0.9	1	0700	1.7	1	0600	1.1	1	0800	e1.5	1	0500	-0.7	1	a	a	1	0100	0.0	1	a	a	1	0300	0.5	1	0800	1.1	1	0800	1.7
	1500	1.2		0900	-.1		1300	.1		1300	-.4		1400	.6		1400	-.7	2	a	a		1300	1.1	2	a	a		1100	1.5		1700	.1		1800	.2
	2100	.4		1800	1.0		2400	.9		1700	.5		1800	e1.3		2000	-.1	3	a	a	2	0200	-.1	3	a	a		1800	1.1		2200	1.1	2	0800	1.7
2	0500	1.2		2100	.5	2	a	a	2	0500	1.5	2	1300	-.3	2	0100	-.4	4	a	a		0800	.8	4	a	a		2200	1.4	2	0800	1.4		1800	.4
	1000	1.1	2	0500	.8	3	a	a		1400	.1	3	2200	1.5		0700	.2	5	a	a		1800	1.1	5	a	a	2	0400	.7		1600	.0	3	0100	1.4
	1700	1.5		1000	-.3	4	a	a		1900	1.0	4	0500	.7		1300	.0	6	a	a	3	0300	-.1	6	a	a		1200	1.4	3	0800	1.5		1400	2.3
	2200	.9		1600	1.0	5	a	a	3	0600	1.4		2300	1.3		1900	.4	7	a	a		1000	.9	7	a	a		1600	.9		1800	-.1		1900	.7
3	0500	1.5	3	0500	1.7	6	a	a		1500	.2	5	0400	.5	3	0200	-.3	8	2400	1.0		1900	1.1	8	a	a		2200	1.3	4	0900	1.4	4	0300	2.0
	1000	1.0		1200	.0	7	a	a		2000	1.1		2200	1.1		1000	.0	9	0800	-.1	4	0600	-.1	9	a	a	3	0400	.7		1900	.0		1400	2.3
	1800	e1.6		1600	.6	8	a	a	4	0300	1.2	6	0600	-.1		1500	-.5		1100	.6		1400	1.0	10	a	a		1000	1.3	5	0200	1.2		2100	.9
	2400	1.1		2100	.5	9	a	a		1500	-.4		1900	.6		2100	.0		2200	.9	5	0400	-.5	11	a	a		1900	.7		1200	1.7	5	0500	2.0
4	0400	1.6		2200	.2	10	a	a	5	1100	1.3	7	0800	-1.0	4	0400	-.8	10	1100	.0		2100	1.1	12	a	a		2400	1.3		2000	.1		1600	1.7
	a	a	4	0600	.3	11	a	a		1700	1.0		2100	.0		1000	.2		1600	.7	6	0700	.2	13	a	a	4	0400	1.0	6	0400	1.4		2200	.7
	2100	1.5		1100	-.7	12	a	a		2400	1.6	8	0600	-1.2		2200	.6		2000	.1		1700	1.3	14	a	a		1100	1.5		1100	1.6	6	0500	1.7
	2400	1.1		1600	-.4	13	a	a	6	0500	1.2		1300	-.2	5	0300	-.2	11	0500	.8	7	0100	1.5	15	a	a		1800	.6		2100	.0		1000	1.4
5	0500	1.5	5	0400	1.2	14	a	a		1400	1.1		2400	.5		1100	.7		0900	.0		0900	1.0	16	a	a	5	0100	1.4	7	0300	1.2		1600	2.0
	1200	.5		1300	-.2	15	a	a		1700	.6	9	0800	-1.0		2000	1.1		1900	.9		1400	1.5	17	a	a		1200	1.6		1400	1.5		2100	.9
	1600	1.1		2000	.8	16	a	a		2200	.7		1400	.1	6	0300	.2		2200	.3		2100	1.0	18	a	a		1900	.5		2100	.0	7	0600	1.7
6	0500	1.4	6	0500	1.2	17	a	a	7	0500	-.9		2400	.6		1800	1.1	12	0400	1.4	8	0300	1.2	19	a	a	6	0300	1.5	8	0500	1.3		1100	1.3
	1300	.3		1400	-.2	18	a	a		2300	.2	10	0900	-1.0	7	0700	-.4		1000	.7		0800	.6	20	a	a		1100	1.3		1500	1.5		1600	1.9
	1800	1.1		1900	.6	19	a	a	8	1000	.2		1500	.1		1300	.5		1800	1.6		1500	1.2	21	a	a		1900	-.1		2300	.1		a	a
7	0600	1.6	7	0500	1.3	20	a	a	9	0300	1.5	11	0200	.6		2100	.7		2200	.5		2000	.8	22	a	a	7	0100	1.2	9	0400	1.1	8	a	a
	1300	.3		1500	.0	21	a	a		0900	.6		1000	-1.0	8	0600	-.4	13	0800	1.7	9	0300	1.2	23	a	a		1000	1.3		1700	1.5	9	a	a
	2000	1.4	8	0400	1.1	22	a	a		1700	1.6		1600	.3		1200	.5		1100	1.2		0900	.9	24	a	a		1900	-.2		2400	.3	10	a	a
8	0200	1.6		1700	-.2	23	a	a		1900	1.0	12	0300	.8		2200	1.1		1800	1.5		1500	1.4	25	0800	2.3	8	0800	1.6	10	0600	1.2	11	a	a
	1500	-.3	9	0200	e.9	24	1600	.3	10	0200	1.3		1000	-.3	9	0800	.0		2300	.4		2100	.7		2300	.8		2200	-.3		1200	1.0	12	a	a
	2000	.6		1100	e1.1		2200	.8		0800	-.2		1600	.7		1400	.9	14	0900	1.4	10	0600	1.7	26	0900	2.1	9	0700	1.4		1700	1.4	13	a	a
9	0700	1.2		1800	e.5	25	0500	.1		1600	.4	13	0300	1.4		2400	1.3		1800	1.1		1300	1.6		2400	.4		1400	1.3		2400	.4	14	a	a
	1600	.0	10	0400	e1.2		1300	.5	11	0300	.7		1200	-.1	10	1000	.0		2300	.0		2300	.6	27	1400	1.6		2200	.4	11	0700	1.2	15	a	a
10	0500	1.3		a	a		2200	.5		0800	-.2		1800	.7		1500	1.0	15	0900	1.2	11	1100	1.4		2400	.2	10	0500	1.1		1300	.8	16	a	a
	1800	-.1	11	a	a	26	0600	-.6		2300	1.2	14	0400	1.1	11	0300	1.4		1300	.9		2400	.4	28	0800	1.7		1300	1.4		2000	1.1	17	a	a
11	0700	1.1	12	a	a		1300	.4	12	1000	-.3		1200	-.1		1000	.6		1800	1.1	12	a	a		1700	1.6		2400	-.4	12	0200	.5	18	a	a
	1800	.0	13	a	a	27	0100	1.2		1700	.6		1900	.9		1700	1.8		2400	-.1	13	a	a		2400	.3	11	0500	1.0		0800	1.0	19	a	a
	2400	.8	14	a	a		0800	.3	13	1100	-1.8	15	0600	1.0		2300	.5	16	0500	.9	14	1200	1.9	29	1300	2.0		1400	1.5		1300	.5	20	a	a
12	1300	1.1	15	a	a		2000	1.2		1900	-.9		1300	-.2	12	0200	.7		1700	1.5		2400	.1	30	0100	.6		2300	-.3		2000	1.1	21	a	a
	2000	.3	16	2200	1.1	28	1000	-.9		2300	-.3		2000	.6		1200	-2.0	17	0200	.1	15	0700	1.5		1000	1.8	12	1000	1.5	13	0200	.7	22	a	a
13	0300	1.2	17	0600	1.1		1500	.3	14	a	a	16	0200	.0		1700	-1.4		1600	1.7		1500	1.7					2300	-.1		0700	1.1	23	1100	1.4
	1500	1.3		1400	-.3	29	0100	.8		2000	-.3		0700	.6		2200	-2.2	18	0300	.2	16	0100	.0					1000	1.3		1400	.5		1800	2.1
	2200	.5		1900	.7		1000	-.9	15	0400	.1		1200	-.3	13	0500	-1.5		1400	1.5		0800	1.4					1800	1.5		2100	1.2		2300	1.6
14	0300	1.2	18	0500	1.1		1600	.4		1100	-1.2		1800	.8		1000	-2.4	19	0500	.3		1800	1.3					0200	-.4	14	0800	1.5	24	0500	1.9
	1100	1.2		1500	-.1	30	0400	1.2		1600	.2	17	0100	.3		1900	-.3		1700	.7	17	0200	-.1					0800	1.5		1500	.6		1100	1.0
	1500	1.5		2000	.6		1100	-.3	16	0300	.6		0700	.8		2200	-.4	20	0700	.0		0900	1.4					1400	1.2	15	0400	1.6		2000	1.8
	2000	.8	19	0800	1.3		1700	1.0		1100	-.9		1300	.0	14	0500	.7		1700	1.4		1700	1.5					1900	1.6		1700	.6		2400	1.5
15	0300	1.4		1600	.1	31	0100	1.9		1700	.3		1800	.7		1100	.0	21	0600	.3	18	0100	-.2					0300	.9		2400	1.5	25	0400	1.7
	1100	1.3		2000	.9		1300	.0	17	0400	.7	18	0100	.1		1600	.7		1600	1.3		1300	1.4					1200	1.4	16	1000	1.6		1200	.5
	1400	1.7	20	0800	1.5		1900	.9		1200	-.5		1000	1.0		2300	.3		2200	.9	19	0500	.0					1700	.9		1700	.5		2100	1.5
	2100	1.0		1600	.2					1800	.5		2300	1.4	15	0600	1.0	22	0200	1.1		1500	.9					2100	1.5	17	0500	1.6	26	0100	1.1
16	0400	1.5		2100	1.0				18	0500	1.3	19	0400	.7		1200	.2		0700	.4		2000	.3					0500	1.1		1800	.3		0600	1.4
	1100	.2	21	0600	1.4					1400	.2		1100	1.4		1800	.9		1600	1.2		2200	.7					1000	1.5	18	0500	1.5		1300	.1
	1300	.6		1700	.1				19	0300	1.3		1600	1.0		2400	.2		2200	1.0	20	0700	-.4					1600	.8		1900	.2	27	0400	1.5
	1700	.6		2400	1.0					1400	-.1		2100	1.6	16	0700	.8	23	0500	1.2		1300	.7					2300	1.3	19	0700	1.5		1400	.2
	2300	-.3	22	0800	1.4					2100	.9	20	0500	.2		1300	.2		0900	.7		1900	.5					1100	1.3		1900	.0	28	0600	1.7
17	0600	.0		1800	.2				20	0200	.7		1000	1.0		1900	.5		1600	1.0	21	0100	.8					1800	.5	20	0800	1.5		1600	.4
	1000	-.7		2300	1.1					1000	1.1		2000	1.2	17	0100	-.4		1900	.4		0700	.1					0300	1.3		2100	.1	29	0500	1.6
	1900	.0	23	0700	1.3					1600	.6	21	0500	-.2		0700	.5	24	0100	.5		1500	.9					1200	1.1	21	0900	1.2		1700	.1
	2300	-.4		2000	.3					2100	1.3		1800	1.6		1400	.6		0900	-.2		2000	.5					1700	.3		2100	-.1	30	0400	1.2
18	0400	-.2		2400	.9				21	0500	.6	22	0500	-.9		1800	1.3		1500	.4	22	0400	1.2					0500	1.4	22	0400	1.0		1100	.9
	1200	-.7	24	1400	1.0					2200	1.5		1300	.5	18	0200	.3		2100	.0		0900	.8					1800	.2		1400	1.3		1800	-.2
	1800	.2		2100	.4				22	0700	.9		2400	1.3		0700	1.1	25	0600	.8		1500	1.1					0700	1.5		2100	.1		2400	.8
	2300	.0	25	0200	1.0					1400	1.4	23	0900	-.6		2100	1.3		1000	.4		2000	.4					2000	.1	23	0500	1.1			
19	0600	.3		0900	.7					2100	1.4		1700	.5	19	0400	.2		1800	.9	23	0300	1.6					0800	1.4		1700	1.4			
	1100	-.4		1600	.8				23	0600	.1	24	0200	.3		1000	1.2		2400	.5		1400	1.3					2000	.0		2300	.3			
	1800	.7		2000	.4					1200	.6		0900	-1.2		a	a	26	0700	1.2		2000	.4					0900	1.4	24	0400	1.2			
20	0600	.8	26	0400	1.0					1700	-.3		1400	.1	20	a	a		2100	.5	24	0300	1.4					2100	-.1		1700	1.7			
	1200	-.2		1100	.3					2100	-.2	25	0400	.8	21	a	a	27	0600	1.0		1500	1.4					2300	.5						
	1800	.6		1800	.4				24	0500	-1.2		0900	-1.0	22	a	a		1600	1.1		2100	.5					1500	1.2	25	0800	1.4			
21	0500	.8		2100	-.1					1200	.0		1600	.5	23	a	a	28	0100	.2	25	0700	1.7					2100	-.1		1100	1.0			
	1200	-.3	27	0700	.7					2200	.5	26	0300	.7	24	a	a		0800	1.1		1400	1.6					0300	1.1		1800	1.4			
	1700	.5		1200	.4				25	0700	-1.0		1100	-.8	25	a	a		1500	1.2		2200	.5					1200	1.6		2300	.5			
22	0400	1.0		2100	1.3					1300	.4		1700	.3	26	a	a		2400	.1	26	1000	1.8					2200	.2	26	0600	1.3			
	1300	-.1	28	0600	1.4					2400	1.1	27	0300	.3	27	a	a	29	1000	1.0		2000	.0					0400	1.3		1200	.7			
23	0500	1.5		1200	.5				26	0900	-.4		1100	-1.1	28	a	a		2400	-.5	27	0600	1.5					1400	1.7		1900	1.5			
	1500	.4		1500	1.3					1600	.9		1700	.2	29	a	a	30	0500	.3		1200	1.8					2300	.3		2300	.8			
	2100	1.2	29	0100	1.6				27	0100	1.2		2200	.2	30	a	a		0800	.1	28	0100	-.2				26	0500	1.3	27	0700	1.3			
24	0600	1.5		1100	.2					1000	-.2	28	0500	1.0	31	a	a		1800	1.1		1100	1.2					1400	1.5		1200	.7			
	1600	.2	30	0100	1.4					1500	.8		1200	.2								2200	a					2400	.4		2200	1.3			
	2100	1.0		0800	.1				28	0300	1.3		1600	1.0							29	a	a				27	1000	1.5	28	0100	1.1			
25	0200	1.2		1300	-.1					1100	.0	29	0400	-1.2							30	a	a					2400	.2		0800	1.5			
	0700	.5		1800	1.0					1600	1.0		0900	-.7							31	a	a				28	0600	1.1		1400	.7			
	1700	-.1							29	0300	1.3		1500	-2.2														1900	1.1		2300	1.5			
	2200	.7								1100	-.2		1900	-1.3														2400	.3	29	0900	1.5			
26	1000	1.5								1700	.8		2400	-1.6													29	0800	1.1		1500	.6			
	1900	.6							30	0600	1.2																	1400	.6		1900	1.6			
27	0500	1.5								1200	.0																	1900	1.0	30	0700	2.1			
	1700	.1								1800	1.0																30	0200	.3		1600	.8			
28	1300	1.3							31	0600	1.1																	0900	1.1	31	0500	1.9			
	1900	.8								1200	-.1																	1400	.5		1800	.3			
29	0400	1.9								1700	1.0																	2100	1.1						
	0900	1.6																									31	0100	.9						
	1400	2.0																										0800	1.3						
	2000	1.1																										1600	.4						
30	0200	2.4																										2200	1.1						
	0800	2.5																																	
	1200	1.1																																	
	1300	2.2																																	
	2100	.4																																	
31	0400	.7																																	
	0900	-.7																																	
	1500	.6																																	
	1800	.7																																	
	2000	.3																																	

Table 8B.--S2, Sabine-Neches Canal at Port Arthur, Tex.-Continued

Water stage, in feet, above or below (-) mean sea level; Time is Central Standard; Water Year October 1968 to September 1969.

October			November			December			January			February			March			April			May			June			July			August			September		
Day	Time	Stage	Day	Time	Stage	Day	Time	Stage	Day	Time	Stage	Day	Time	Stage	Day	Time	Stage	Day	Time	Stage	Day	Time	Stage	Day	Time	Stage	Day	Time	Stage	Day	Time	Stage	Day	Time	Stage
1	1200	1.4	1	0300	1.1	1	0100	0.4	1	0900	-1.0	1	0200	1.3	1	a	a	1	0400	1.3	1	0400	0.7												
	1900	.4		0800	.5		0300	1.8		1700	.5		1000	.0	2	a	a		1100	.6		0500	1.8												
2	0100	1.3		1500	1.1		0400	.5	2	0400	1.1		1500	1.1	3	a	a		1700	1.3		0700	1.2												
	1300	1.4		2100	.6		1000	.1		1000	-.3	2	0500	1.3	4	a	a		2200	.6		1600	1.7												
	2100	.5	2	0300	1.0		1800	1.3		1700	.9		1000	.2	5	a	a	2	0400	1.6		2100	.4												
3	0400	1.4		0800	.4	2	0900	-.2	3	0400	1.6		1900	1.4	6	1200	.9		1100	.7	2	0700	2.0												
	1000	1.2		1500	1.1		1500	1.1		1100	.1	3	0900	-.7		1800	1.3		1800	1.2		1500	1.6												
	1500	1.3	3	0200	1.2	3	0100	1.6		1900	.9	4	0500	.8		2300	.5		2200	.4		2200	.3												
	2100	.4		1300	.2		1400	-.6	4	1000	-1.1		1200	.0	7	0900	1.6	3	0600	1.6	3	0600	1.9												
4	0200	.8		1500	.6		1800	.0		1900	.3		1700	.9		1900	2.0		1100	1.0		1500	2.0												
	1000	.4		2300	-.1	4	0100	-.8	5	0500	.6	5	0400	1.1	8	0200	1.2		1700	1.5		2300	.6												
	1600	1.0	4	0300	.1		0500	-.5		1200	-.5		1200	.4		0800	2.1		2300	.6	4	1100	2.4												
	2100	.4		1000	-.7		1100	-1.3		1800	.8		2100	1.3		1800	1.5	4	0600	1.7		2300	.7												
5	1600	2.1		1500	.4		1600	.2	6	0400	1.1	6	0700	1.3	9	0400	-.5		1200	1.5	5	1300	2.7												
	2300	1.4	5	0400	1.0	5	0400	.6		1200	-.3		1300	.4		0600	.2		1700	1.7	6	0100	.9												
6	0500	2.2		1000	-.1		1100	-.7	7	0100	.9		1900	.7		1900	.8		2300	.5		0900	2.4												
	0900	.9		1700	1.1		1600	.5		1300	-.6	7	0100	.1	10	0300	-.5	5	0900	2.2		1900	2.2												
	1900	1.5	6	0100	2.0	6	0200	.8		2100	.6		0700	.7		1800	1.3		1900	1.3	7	0200	1.0												
	2300	.9		1100	.2		1100	-.3	8	0600	.8		1400	.5	11	0400	-.4	6	0100	.2		1200	2.4												
7	0400	1.4		1700	1.1	7	0100	1.0		1300	.1		2100	1.1		1800	1.0		0900	1.7		2200	2.1												
	1000	.5	7	0400	.7		1400	-.7		2400	1.1	8	0200	.6	12	0500	-.3		1800	1.4	8	0500	1.1												
	1600	1.4		1000	-.5	8	0400	.5	9	1500	-.5		0900	1.1		2000	1.3	7	0100	.1		1100	2.1												
8	0600	1.6	8	0200	.9		1400	-.5	10	1100	-.1		1600	.4	13	0500	-.2		1500	1.8		2100	1.5												
	1100	.7		1300	-.1	9	0500	1.1		2300	.9		2000	.5		1300	1.0	8	0300	.4	9	0400	.3												
	2000	1.7	9	0500	.9		1500	.0	11	0500	.2	9	0400	-1.2		2300	1.3		1500	2.1		1400	1.2												
9	0600	1.5		1300	-.4	10	0400	1.2		2400	.9		2100	.9	14	0700	.0	9	0500	.5		2300	1.1												
	1000	.6	10	0400	1.7		1600	-.1	12	0600	.0	10	0100	-.1	15	0100	2.2		1200	1.9	10	0500	.3												
	1600	.8		1400	.9	11	0400	.9		1400	.9		1900	1.1		0900	1.0		2300	1.7		1300	1.3												
	1700	1.7		2000	1.8		1500	.3		2400	1.2	11	0600	-.1		1700	2.0	10	0500	.5		1900	.9												
	2000	1.0	11	1500	-1.6	12	0300	1.3	13	0700	.1		1800	1.2		2300	1.5		1500	1.9	11	0100	1.3												
10	0200	1.6		2100	-.7		1700	.6		1700	1.2	12	0700	-.4	16	0400	1.9	11	0600	.3		0800	.4												
	1100	.3	12	0800	-.1	13	0100	1.9		2400	1.1		1700	1.0		1100	.7		1600	1.7		1200	1.1												
11	0300	1.5		1400	-.9		0600	.6	14	0600	-.3		2300	1.3		1600	1.8		1900	.9		2000	.3												
	1400	.3	13	0600	.8	14	0100	.3		1300	.9	13	0800	-.2		2200	1.3		2400	1.9	12	0200	1.3												
12	0200	1.5		1700	.0		0800	-.5		2400	1.3	14	0700	3.3	17	0300	2.1	12	0800	.8		0800	.7												
	1300	.5		2200	.8		1600	.3	15	0800	-.1		1000	2.1		0800	1.1		1700	2.3		1400	1.2												
13	0500	1.9	14	1100	1.0		2000	.0		1400	1.2		1500	3.4		1700	2.1	13	0400	2.3		2000	.2												
	1600	.7		1600	.3	15	0100	.3	16	0100	1.6		2300	2.1		2200	1.3		0900	1.3	13	0300	1.8												
14	0500	1.9		2200	1.2		0700	-.7		1000	-.1	15	0100	2.4	18	0400	1.6		1600	1.7		1100	1.3												
	1700	.9	15	1400	1.7		1400	.4		1400	1.3		0800	.5		1100	.0		2100	.8		1700	1.7												
15	0200	2.0		1700	.8		1600	.1	17	0100	1.5		1600	1.3		1700	.5		a	a		2000	.6												
	1800	.8	16	0100	1.2		2400	.7		1000	-.1		2200	.5		2300	-.4	14	1300	.5	14	0300	1.9												
16	0600	2.2		0800	.5	16	0700	-.2		1600	1.2	16	0300	.8	19	0700	.7		2100	1.4		1000	1.3												
	1800	1.2		1500	1.0		1400	.8	18	0300	1.8		0800	-.8		1200	.2	15	0100	.7		1400	1.6												
17	0300	2.0		2000	.7	17	0100	1.2		1100	.1		1700	.7		1800	1.0		0900	1.7		2000	.6												
	1900	.6	17	0200	1.2		0900	-.1		1700	1.4	17	0500	1.1		2300	.2		1400	1.1	15	0500	1.9												
18	0400	1.2		0700	.6		1500	.9	19	0400	1.6		1100	.1	20	0600	1.3		2000	1.7		1700	1.4												
	0800	.9		1500	1.4	18	0300	1.3		1200	-.1		2000	.9		1300	.6	16	0100	.9		1900	.5												
	1700	1.4	18	0800	-.9		0900	-.1		1800	1.1		2400	.4		1700	.8		1000	2.1	16	0600	2.1												
	2100	.8		1700	.2		1600	1.3	20	0500	1.2	18	0600	.7		2400	-.2		1500	1.7		1600	1.7												
19	0300	1.4	19	0200	-.1		2300	1.7		1300	-.1		1100	-.4	21	0700	1.0		1900	2.5		2100	.4												
	0800	.9		0800	-1.7	19	1000	-.3		1900	1.0		1800	.5		1300	.7	17	0200	1.9	17	0400	2.3												
	1500	1.5		1600	.2		2400	1.6	21	0500	1.3		2400	.0		1800	.9		1000	2.8		1600	2.1												
	2100	.9	20	0200	.6	20	1200	-.3		1200	.2	19	0900	.6	22	0100	.0	18	0300	.8		2200	.7												
20	0200	1.6		1000	-.9		1900	1.5		1900	1.1		1200	.2		0900	1.2		1100	1.5	18	1000	1.9												
	0800	.8		1600	.5	21	0300	2.1	22	0900	1.1		1700	.8		1800	1.5	19	0400	-.4		2300	.5												
	1700	1.5	21	0100	.7		1200	.5		1400	.3		2400	.4	23	0200	.8		1200	1.2	19	1100	1.8												
	2100	1.0		1100	-1.2		1900	1.7		2000	1.1	20	1900	1.7		1200	2.8		2100	1.0		2400	.3												
21	0300	1.4		1600	.3	22	0300	2.0	23	0400	.7	21	0200	1.1	24	0400	1.0	20	0400	-.1	20	1100	1.7												
	1000	.4	22	0400	.9		1400	-.1		0900	1.1		1600	2.0		1200	1.7		1400	1.4	21	0200	.3												
	1600	1.2		1200	-.9		2000	.9		1700	.4	22	0500	.6	25	0300	-.6		2100	1.4		a	a												
	2200	1.0		1800	.5	23	0400	-.1		2200	.8		1200	1.1		1600	.7	21	0500	-.1	22	a	a												
22	0300	1.2	23	0400	1.1		1300	-1.2	24	0400	.2		1900	.9	26	0400	-.6		1800	1.2	23	a	a												
	1000	.2		1300	-.5		2200	.0		1300	-.1	23	0200	.0		1400	.8	22	0500	-.1	24	a	a												
	1800	1.4		1800	.7	24	0800	.2		2200	.6		0800	.9		2300	.7		1800	1.2	25	a	a												
23	0400	1.5	24	0500	1.2		1400	-.5	25	0400	.0		2200	e1.5	27	0500	-.4	23	0700	.0	26	a	a												
	1100	.1		1500	-.5	25	0200	.6		1600	1.0	24	0300	.7		1500	1.0		1800	1.2	27	a	a												
	1600	1.2		2100	.5		1500	.2		2300	1.1		0900	e.7	28	0700	-.3	24	0700	.0	28	a	a												
24	0300	1.6	25	0800	.8		2400	1.2	26	0600	.2		1400	1.4		1700	1.1		2000	1.4	29	a	a												
	1200	-.3		1300	-.2	26	0600	.8		1800	1.5		2200	e1.2	29	0300	.8	25	0800	.6	30	a	a												
	2000	.8		2100	1.0		1200	1.2	27	0100	1.4	25	0600	.3		0700	.1		1800	1.9	31	a	a												
25	0600	.6	26	0800	1.6		1800	.9		0700	.4		1600	1.6		1400	1.2	26	0400	1.9															
	1200	-.8		1600	.8		2300	1.4		1900	1.5	26	0700	.2		2200	.8		1100	1.2															
26	0500	1.1	27	0100	1.7	27	0600	.8	28	0700	.1		1900	1.8	30	0300	.9		1900	2.3															
	1400	-.4		1200	1.8		1700	1.7		2100	1.5		a	a		0800	.0	27	1100	1.4															
27	0300	1.2	28	0800	.0	28	0900	-.7	29	0700	.2	27	a	a		1500	1.0		1900	2.7															
	1600	-.4		1900	-.2		1400	.5		1300	1.1	28	a	a	31	0300	.9		2400	1.3															
28	0200	.9	29	0100	.3		2000	.0		2400	1.6					0800	.1	28	0700	1.7															
	1800	-.8		0700	-.4	29	0100	.4	30	0900	.3					1600	1.2		1300	.6															
	2300	.2		1800	.7		0700	-.5		1500	1.2					2100	.7		1900	1.2															
29	1000	.6		1900	.3		1400	.9	31	0200	1.1							29	0100	.5															
	1700	-.4	30	0200	1.1	30	0100	1.4		1000	-.1								0700	1.1															
	2300	.6		0900	.3		0800	.3		1500	.9								1200	.7															
30	1300	.6		2000	1.6		1900	1.4										30	0100	.6															
	1800	-.2		2100	1.3	31	1000	-.7																											
31	0100	.7		2300	1.8		1700	.2											0900	1.5															
	0900	.5																	1200	1.0															
	1500	.9																	2000	1.6															
	1900	.3																	2400	.5															

Note: No usable record for June through September.

Table 8C.--S3. Sabine Pass at Texas Point, near Sabine Pass, Tex.

LOCATION.-- Lat 29°40'54" long 93°50'17", on concrete pile near landward end of west jetty, about 4 miles southeast of city of Sabine Pass, Jefferson Co.

RECORDS AVAILABLE.-- May 1965 through September 1969.

GAGE.-- Water-stage recorder. Datum of gage is mean sea level (levels by U. S. Army Corps of Engineers). Gage moved about 300 yards southeast off west jetty to present location Sept. 23, 1968.

EXTREMES.-- 1968 water year: maximum elevation 3.5 feet, June 24; minimum -3.2 feet, May 27.
1969 water year: maximum elevation 5.0 feet, Feb. 14; minimum -2.4 feet, Nov. 21 and Dec. 23.

REMARKS.-- Gage operated by U. S. Army Corps of Engineers; records since August 1967 computed by U. S. Geological Survey.

Water stage, in feet, above or below (-) mean sea level; Time is Central Standard; Water Year October 1966 to September 1967.

October			November			December			January			February			March			April			May			June			July			August			September		
Day	Time	Stage	Day	Time	Stage	Day	Time	Stage	Day	Time	Stage	Day	Time	Stage	Day	Time	Stage	Day	Time	Stage	Day	Time	Stage	Day	Time	Stage	Day	Time	Stage	Day	Time	Stage	Day	Time	Stage
																														1	0200	1.4	1	0500	0.9
																															1000	1.0		1000	1.3
																															1800	-.8		1800	-.8
																														2	0300	1.6	2	0200	1.6
																															1100	1.1		0700	1.2
																															1900	-1.0		1000	1.4
																														3	0300	1.7		1900	-.8
																															0800	1.1	3	0200	1.9
																															1100	1.3		0800	1.1
																															1900	-.9		1300	1.7
																														4	0300	1.7		2000	-.6
																															0900	1.1	4	0400	1.9
																															1200	1.3		0800	1.2
																															2000	-1.2		1400	2.0
																														5	0500	1.7		2100	.2
																															0900	1.1	5	0600	2.4
																															1400	1.5		1000	.8
																															2200	-1.3		1400	2.5
																														6	0400	1.9		2200	.7
																															0900	.9	6	0300	2.6
																															1300	1.7		1100	.3
																															2100	-1.0		1600	1.8
																														7	0400	1.8		2300	.1
																															1000	1.1	7	0500	1.6
																															1400	1.5		1100	-.4
																															2200	-.6		1800	1.5
																														8	0600	1.6	8	0100	.5
																															1100	.7		0500	1.2
																															1700	1.4		1200	-.9
																															2300	-.4		1900	1.6
																														9	0500	1.5		2300	.7
																															1200	.2	9	0500	1.2
																															1800	1.2		1100	-.7
																															2400	.0		1900	1.6
																														10	0700	1.2		0500	1.3
																															1300	.1	10	1400	-.8
																															2000	1.4		2200	1.5
																														11	0100	.5		0700	1.2
																															0700	1.5	11	1500	-.8
																															1500	-.2		2300	1.5
																															2100	1.4		0800	1.1
																														12	0300	.7	12	1600	-.7
																															0800	1.6	13	0100	1.9
																															1400	-.6		0700	1.4
																															2300	1.5		1000	1.6
																														13	0700	1.3		1700	-.4
																															1700	-.5	14	0200	2.0
																															2400	1.8		0600	1.6
																														14	1000	1.6		1100	1.9
																															1700	-.2		1800	.2
																														15	0300	2.2	15	0200	2.4
																															0700	1.8		0700	1.8
																															1000	2.1		1200	2.2
																															1800	-.1		2000	.3
																														16	0300	1.9	16	0300	2.3
																															1400	1.4		0800	1.6
																															1900	-.5		1200	2.2
																														17	0300	2.0		2000	.5
																															0800	1.4	17	0200	2.1
																															1200	2.0		1000	1.5
																															2000	-.9		1400	2.1
																														18	0300	1.8		2100	1.0
																															0900	1.1	18	0300	2.2
																															1300	1.6		0900	1.4
																															2000	-.9		1600	2.4
																														19	0400	2.0		2000	e1.5
																															0900	1.3	19	0400	e2.4
																															1200	2.0		1000	e1.6
																															1900	-.2		1700	e2.8
																														20	0600	1.8		2000	e2.2
																															1600	1.6	20	0400	e2.9
																															2400	.0		1000	e2.5
																														21	0500	2.0		1600	e3.3
																															1100	.8		2300	2.3
																															1600	1.9	21	0700	2.9
																															2300	-.1		1200	1.3
																														22	0600	1.8		1800	e2.9
																															1100	.9		2300	1.5
																															1600	1.7	22	0400	2.1
																															2400	.3		1200	.2
																														23	0700	1.6		1900	2.0
																															1300	.8	23	0200	1.6
																															1800	1.8		1000	.2
																															2400	.7		1900	2.1
																														24	0500	1.7	24	0400	1.6
																															1200	.6		1200	-.1
																															1800	1.6		2200	1.8
																															2300	1.1	25	0500	1.7
																														25	0400	1.8		1300	.1
																															1300	.6		2200	2.1
																															1900	2.1	26	1400	.2
																															2400	1.4		2300	2.2
																														26	0400	2.0	27	1700	-.8
																															1400	.1	28	0500	.9
																															2100	1.9		1700	-.6
																															2400	1.1		2400	1.6
																														27	0600	1.8	29	0600	1.2
																															1300	-.1		0900	1.5
																														28	0200	1.6		1700	-.2
																															1700	-.2		2400	2.0
																															2400	1.6	30	0600	.9
																														29	1600	-.7		1100	1.6
																														30	0100	1.4		1700	-.4
																															1700	-.6			
																														31	0200	1.6			
																															1700	-.8			
																															2400	1.6			

Table 8C.--S3, Sabine Pass at Texas Point, near Sabine Pass, Tex.-Continued

Water stage, in feet, above or below (-) mean sea level; Time is Central Standard; Water Year October 1967 to September 1968.

October				November				December				January				February				March				April				May				June				July				August				September			
Day	Time	Stage	Day	Time	Stage	Day	Time	Stage	Day	Time	Stage	Day	Time	Stage	Day	Time	Stage	Day	Time	Stage	Day	Time	Stage	Day	Time	Stage	Day	Time	Stage	Day	Time	Stage	Day	Time	Stage	Day	Time	Stage	Day	Time	Stage	Day	Time	Stage	Day	Time	Stage
1	0100	1.9	1	a	a	1	a	a	1	a	a	1	0500	1.8	1	0400	0.2	1	0600	1.4	1	0600	1.7	1	0800	1.9	1	0100	0.1	1	0200	1.0	1	1700	-0.2
	0700	1.1	2	a	a	2	1200	0.1	2	a	a		1100	-.1		1100	-1.1		1100	.8		2400	-.6	2	0100	-.3		0800	1.8		0700	1.4	2	0100	2.4
	1100	1.5	3	a	a		1800	1.6	3	a	a		1900	1.8		1700	.5		1400	1.1	2	0800	1.7		0900	1.9		1500	1.1		1400	-.4		1900	-.3
	1800	-.1	4	a	a	3	a	a	4	a	a	2	1100	-.4		2100	-.6		2100	-.2	3	0100	-.7		1500	.9		1900	1.5		2100	1.8		2400	2.6
2	0200	2.0	5	a	a		2000	1.4	5	a	a		1800	1.1	2	0500	.9	2	0800	1.8		0900	1.5		2000	1.4	2	0200	.4	2	0200	1.1	3	0800	2.1
	0800	1.1	6	a	a		2300	1.0	6	a	a	3	0100	.3		1000	.0		1100	1.4		1500	1.3	3	0100	-.2		0900	1.8		0900	1.7		1000	2.5
	1400	2.0	7	a	a	4	0400	1.7	7	a	a		0600	1.5		1700	.9		1500	1.6	4	0200	-.6		1000	1.9		1500	.7		1500	-.6		1800	-.5
	1900	.5	8	a	a		1100	-1.0	8	a	a		1200	.9		2300	-.6	3	0100	.3		1200	1.7	4	0300	.3		2200	1.5		2300	1.9	4	0200	2.9
3	0300	2.0	9	a	a		2000	1.7	9	a	a		2000	1.7	3	0500	.5		0800	2.2		1800	.5		1000	1.5	3	0200	.6	3	1700	-.8		0800	2.0
	0800	.8	10	a	a		2300	1.5	10	a	a	4	0200	.8		1400	-.4		1400	1.8		2100	.8		1700	.4		1000	1.8		2400	2.0		1200	2.6
	1400	2.0	11	a	a	5	0500	1.8	11	a	a		0900	1.4		1900	.5		1600	2.1	5	0300	-1.0		2200	1.0		1700	.7	4	1000	1.6		1900	-.3
	2100	.8	12	a	a		1200	-.3	12	a	a		1400	1.1		2400	-1.2		2400	.7		1100	1.8	5	0400	.4		2300	1.8		1700	-.7	5	0200	2.7
4	0200	2.2	13	a	a		2000	2.4	13	a	a		1800	1.5	4	0700	1.1	4	1200	2.1		1500	1.1		1100	1.5	4	0500	1.2	5	0200	2.4		1000	1.5
	0900	.2	14	1500	1.6	6	1300	-.6	14	a	a	5	0300	.3		1500	.3	5	0200	-.9		1900	1.5		1900	.2		1100	2.1		0700	1.7		1300	2.1
	1600	2.2		2000	.8		2200	1.6	15	a	a		1000	1.4		1800	1.0		1000	1.6	6	0400	-.1		2300	1.4		1700	.2		0900	2.0		2000	-.1
	2200	.9		2400	1.3	7	1400	-.2	16	a	a		1400	1.1		2400	-.7		1800	.6		1200	1.8	6	0600	.8	5	0200	2.0		1800	-.8	6	0400	2.5
5	0200	1.8	15	0800	-.4		2100	1.6	17	a	a		1900	1.4	5	0900	1.2		2000	.8		1700	1.3		1300	1.4		0500	1.4	6	0300	2.4		0900	1.4
	0900	-.3		1600	1.8	8	1600	.5	18	a	a	6	0300	-.6		1200	.8	6	0200	-.6		2200	1.9		1900	-.3		1100	2.0		1300	1.7		1300	2.5
	1600	2.0		2000	1.3		2400	1.8	19	a	a		1000	.8		1900	1.2		1100	1.6	7	0600	1.0	7	0300	1.8		1800	-.1		1900	-1.0		2000	.0
	2200	1.0	16	0100	1.6	9	0600	1.0	20	a	a		1900	.6	6	0100	-.2		1500	1.2		1200	2.0		0800	.7	6	0300	2.1	7	0300	2.4	7	0400	2.2
6	0300	1.7		0800	-.1		1200	1.9	21	a	a	7	0300	-1.2		0800	1.2		1800	1.6		1900	.8		1300	1.4		0900	1.3		0900	1.5		0900	1.4
	1000	-.6		1600	2.0		1700	1.0	22	a	a		1400	.5		1800	1.2	7	0300	.0	8	0200	1.6		1900	-1.0		1200	1.7		1400	2.0		1500	2.4
	1900	2.1		2100	1.5	10	0100	2.1	23	a	a	8	0400	-1.5	7	0300	-.8		1200	1.7		0700	.2	8	0300	1.8		1900	-.9		2000	-1.2		2100	.7
	2300	1.6		2400	1.7		1000	.5	24	a	a		1300	.8		1100	1.1		2300	1.2		1100	1.8		0900	1.2	7	0300	2.0	8	0400	2.3	8	0400	2.0
7	0400	1.9	17	0900	-.5		1300	1.5	25	a	a		2300	.5		2100	.7	8	0500	.0		1800	.6		1100	1.5		1900	-1.1		1000	1.4		1000	.9
	1200	-.6		1700	1.9		1900	.4	26	1400	1.6	9	0600	-1.5	8	0400	-.7		1200	1.6	9	0100	1.6		2000	-1.0	8	0400	2.2		1400	1.8		1600	2.1
	2000	2.0	18	0100	1.5		2400	1.2		1800	.9		1300	.8		1400	1.3		1800	.9		0800	.8	9	0500	2.2		2100	-1.2		2100	-.9		2200	.8
8	1100	-1.3	19	a	a	11	0700	-1.7		2400	1.4	10	0600	-1.1		2000	1.1	9	0100	1.1		1400	1.9		1400	1.3	9	0500	2.3	9	0400	2.1	9	0400	1.8
	2000	1.5	20	a	a		1300	.5	27	0600	-1.4		1300	.9	9	0400	-.4		0700	-.4		2000	.4		2100	-1.6		2100	-1.4		1000	1.3		1300	.6
9	0100	1.2	21	a	a		1900	-1.0		1500	1.5		1800	.4		1200	1.6		1200	1.6	10	0300	2.6	10	0500	2.4	10	0500	2.0		1400	1.8		1800	2.2
	0600	1.5	22	a	a		2400	.1		2000	.9		2400	.6	10	0500	-.4		2000	.6		0800	1.6		1100	1.3		1100	1.3		2200	-.4		2300	.7
	1400	-.6	23	a	a	12	0600	-1.2		2400	1.5	11	0700	-1.8		0800	1.8	10	0200	1.0		1300	2.4		1400	1.9		1200	1.6	10	0600	1.9	10	0400	1.7
10	0100	1.7	24	a	a		1400	1.1	28	0800	-1.0		1500	1.1		1700	1.3		0800	-.4		2000	.0		2200	1.6		2000	-1.7		1100	1.1		1100	.1
	1500	-.8	25	a	a		1800	.7		1600	1.9		2000	.6		2200	1.6		1500	1.4	11	0300	2.4	11	0600	2.1	11	0500	1.9		1600	1.7		1800	1.9
	2400	1.6	26	a	a	13	0100	1.6	29	0100	1.5		2400	1.1	11	0600	.0		2000	.0		1000	1.3		1400	1.5		1000	1.1		2200	.0		2200	1.2
11	1700	-.5	27	a	a		0700	-.2		0900	-1.3	12	0800	-.7		1500	2.8	11	0300	1.3		1100	2.1	12	a	a		1400	1.7	11	0500	1.6	11	0400	1.7
12	0100	1.6	28	a	a		1500	1.8		1700	1.8		1500	1.6		2100	-.2		0800	-.4		2100	-.6		1500	1.1		2100	-1.8		1200	.6		1100	.6
	0600	1.1	29	a	a		1800	1.5		2100	.8		2100	1.2		2400	.5		1500	1.5	12	0300	3.0		2100	-2.0	12	0600	1.8		1800	1.5		1900	1.9
	1200	1.3	30	a	a		2200	1.8	30	0200	1.6		2300	1.7	12	a	a		2000	-.1		1600	1.6	13	0600	1.8		2200	-.8		2300	.2	12	0200	1.6
	1800	-.2				14	0700	-.2		0900	-1.0	13	0800	-.8		1500	-1.2	12	0300	2.0		2000	-.6		1000	.9	13	0500	2.0	12	0600	1.5		0600	1.8
13	0200	2.0					1500	2.0		1700	1.7		1600	1.5		a	a		0900	.4	13	0600	2.7		1400	1.5		1100	1.0		1200	.3		1300	.7
	0800	1.1				15	0100	1.5		2200	.8		2100	1.0	13	0200	-1.0		1500	1.8		1100	1.6		2200	-1.3		1700	1.6		2000	1.3		2000	2.3
	1200	1.5					0800	-.6	31	0300	1.4	14	0200	1.5		a	a		2000	.0		1400	1.9	14	0800	1.7		2300	-.2	13	0200	.7	13	1400	.5
	1900	.0					1600	1.5		1000	-.9		1000	-.7		1500	.8	13	0300	2.1		2100	-1.2		1700	1.1	14	0700	2.1		0600	1.6	14	0400	2.1
14	0200	1.8					2000	1.1		1800	1.8		1800	1.7		2000	-.2		1000	.9	14	0600	2.5		2400	-.5		1300	1.1		1300	.1		1400	.6
	0700	1.1					2400	1.4		2300	1.0		2100	1.0	14	0200	1.6		1400	1.7		1300	1.9	15	0800	1.9		1800	1.8		2100	1.6	15	0100	2.4
	1200	1.8				16	0800	-.9				15	0200	1.3		0800	-.7		2100	-.7		2200	-1.0		1500	1.0	15	0200	.7		2400	1.1		1600	.0
	1800	.2					1600	1.8					1000	-.7		1400	1.3	14	0500	2.0	15	0700	2.3		1700	1.3		0800	1.7	14	0600	1.7		2300	2.4
15	0200	2.0					1900	1.6					1800	1.2		2100	.0		1000	.8		2300	-1.0		2400	-.3		1500	.8		1400	.4	16	1000	2.2
	0600	1.2					2400	2.0					2400	-.1	15	0400	1.5		1500	1.4	16	0800	2.0	16	0800	1.5		2100	1.8		2400	1.8		1800	.1
	1300	2.0				17	0900	-.5				16	0500	1.1		1000	-.2		2100	-1.1		1800	1.2		1500	.6	16	0200	1.0	15	1700	.0	17	0100	2.3
	2000	.4					1700	2.2					1100	-.8		1500	1.4	15	0500	1.9	17	0100	-.9		2100	1.1		0700	1.9		2400	2.0		1200	1.7
16	0200	2.0					2200	1.7					1700	1.6		2200	-.3		1000	.8		0900	2.0	17	0200	.1		1500	.6	16	0700	1.8		1800	-.7
	0800	-.4					2400	2.0					2300	.0	16	0400	1.4		1500	1.5		1900	1.2		0900	1.3		2200	1.7		1600	-.2		2300	1.5
	1400	1.2				18	a	a				17	0500	1.2		1100	-.3		2300	-1.3	18	0200	-.6		1600	.6	17	0300	1.2		2400	1.8	18	0300	1.0
	2000	-.7				19	a	a					1100	-.2		a	a	16	0600	2.1		0700	1.8		2300	1.1		0800	1.6	17	1700	-.2		0800	1.6
17	0200	.5				20	a	a					1700	1.2		2200	-1.0		1200	1.5		1800	1.6	18	0300	.7		1500	.2		2400	2.3		1800	-.2
	0900	-1.1				21	a	a					2300	.0	17	0600	1.4		1500	1.7	19	0500	-.3		1000	1.5		2400	1.7	18	1700	-.2	19	0300	2.2
	1600	.6				22	a	a				18	0700	1.6		1100	.4		2300	-.9		1200	1.6		1800	.5	18	0700	1.1	19	0300	2.1		0700	1.3
	2200	-.6				23	a	a					1300	1.1		1700	1.5	17	0800	2.3		1900	.3		2300	1.5		1000	1.4		1900	-.5		1300	1.7
18	0400	.2				24	a	a					1900	1.2		2200	-.4	18	0100	-.5		2300	1.1	19	0400	.8		1600	-.2	20	0200	2.0		1900	-.5
19	a	a				25	a	a				19	0200	.6	18	0700	1.9		0900	1.9	20	0600	-.6		0800	1.7		2300	1.6		2000	-.4	20	0300	2.1
20	a	a				26	a	a					0900	1.9		1200	1.0	19	0200	-.3		1300	1.5		1700	.3	19	1700	.0	21	0200	1.9		0800	1.0
21	a	a				27	a	a					1500	1.1		1600	1.4		1200	2.1		1800	.3		2400	1.9	20	0200	2.1		1400	1.3		1300	1.8
22	a	a				28	a	a					1700	1.8		2300	-.4	20	0400	-.3		2400	1.3	20	0500	1.1		1800	-.2		2000	-.7		2000	.0
23	a	a				29	a	a				20	0200	-.4	19	0800	2.0		1200	1.9	21	0600	.0		1200	1.6	21	0100	2.0	22	0300	1.9	21	0200	2.1
24	a	a				30	a	a					0900	1.7		1200	1.2		1700	.8		1200	1.4		1800	.3		1800	-.5		0700	1.2		0800	1.2
25	a	a				31	a	a					1500	1.0		1600	1.5		2200	1.4		1900	.3	21	0400	2.0	22	0200	1.9		1100	1.6		1300	2.1
26	a	a											1800	1.3		2400	-.6	21	0400	-.2	22	0200	1.5		1800	-.1		2000	-.7		2000	-.6		2000	.8
27	a	a											2000	-.8	20	0900	2.0		1200	1.9		0800	.6	22	0200	2.5	23	0400	2.0	23	0300	1.9	22	0300	2.6
28	a	a											1300	1.4	21	0200	-1.6		1800	.8		1300	1.3		1300	1.9		1400	1.2		0900	1.2		1000	1.6
29	a	a										22	0200	-1.3		0900	1.4		2300	1.5		1900	.2		2000	-.6		2000	-.9		1400	1.8		1500	2.5
30	a	a											1100	1.6		1500	.6	22	0600	.4	23	0200	2.1	23	0300	2.5	24	0300	2.1		2100	-.4		2100	1.2
31	a	a											1700	1.1		2000	.9		1300	1.6		1100	.9		0900	2.1		0800	1.4	24	0300	2.1	23	0400	2.6
													2200	1.4	22	0400	e-2.0		1800	.9		1300	1.4		1100	3.1		1300	1.8		1000	1.2		0900	1.3
												23	0400	-1.2		1200	.9	23	0100	1.7		2000	-.2		1800	.9		2000	-.7		1400	2.1		1200	2.5
													1400	1.4		2200	.1		0700	.5	24	0300	2.0	24	0400	3.5	25	0300	2.1		2100	-.1		2200	1.4
												24	0500	-1.6	23	a	a		1300	1.8		0900	1.3		2100	.0		1200	1.8	25	0400	2.2	24	0400	2.2
													1400	1.3		1200	.5		1900	.0		1300	1.6	25	0400	3.0		2000	-.5		1100	1.0		1000	.3
													1900	.6		1700	-.6	24	0100	1.0		2000	-.1		1000	1.5	26	0400	2.0		1500	1.8		1800	2.3
													2400	1.1		2200	.3		0700	-.5	25	0700	2.0		1300	2.1		0900	1.3		2200	.1		2300	1.3
												25	0700	-1.7	24	0500	e-2.0		1400	1.1		1000	1.4		2200	-.2		1400	1.7	26	0500	1.9	25	0400	2.0
													1500	1.4		1200	.8		2000	-.1		1400	1.8	26	0400	2.3		2000	-.2		1100	.7		1000	-.4
													2000	.6		1900	.4	25	0400	1.3		2100	-.1		1300	1.8	27	0500	2.2		1800	2.0		1800	2.2
													2400	1.0		2200	.8		0900	.4	26	0600	2.0		2300	-.8		1000	1.2		2300	.6		2400	1.1
												26	0700	-1.8	25	0700	-.8		1400	1.3		0900	1.0	27	0700	1.9		1500	1.8	27	0400	1.8	26	0500	1.7
													1600	1.0		1500	1.2		2100	.3		1300	1.8		2200	-.6		2100	-.3		1100	.6		1100	-.7
													2100	.1		1900	.3	26	0300	1.8		2100	-1.4	28	0600	2.3	28	0500	1.7		1800	2.0		1900	1.8
												27	0200	.6		2400	1.0		1000	.8	27	0700	2.0		1200	1.3		1000	1.0		2400	1.3		2400	1.4
													0800	-2.0	26	0700	-.9		1500	1.3		2100	-3.2		1600	1.5		1500	1.5	28	0700	2.2	27	0400	1.7
													1600	1.0		1400	1.1		2100	-.3	28	0700	2.1		2300	-.4		2300	-.1		1200	.6		1200	-.6
													2100	.2		1800	.2	27	0400	1.9		1400	.6	29	0800	2.3	29	0600	1.6		1900	2.2		2100	1.9
												28	0300	1.4		2400	1.4		0800	1.2		1700	1.1		2400	.0		1300	.6	29	0100	1.7	28	0400	1.9
													0900	-.4	27	0700	-.4		1200	1.4		2300	-1.4	30	0800	2.0		1800	1.3		0700	2.0		1500	-.3
													1600	1.7		1300	1.2		2000	-.2	29	0600	1.9					2400	.2		1200	.3		2400	2.0
													2200	-1.8		2100	.3	28	0500	1.9		1400	1.4				30	0600	1.5		2200	2.5	29	1500	-.4
												29	0200	.2	28	0200	1.5		0900	1.2		2100	-1.0					1300	.3	30	0300	2.2		2400	1.8
													a	a		0800	.2		1200	1.5	30	0600	1.4					1900	1.4		0400	2.4	30	1600	-.8
													1700	-.6		1400	1.2		2200	-.3		2200	-.8					2400	.9		1400	.2		2400	1.8
													2100	-1.6		2100	.1	29	0400	1.9	31	0700	1.6				31	0700	1.5		2300	2.3			
															29	0200	1.4		1200	.7		2200	.2					1400	.0	31	1500	-.2			
																0900	.2		1500	1.2								2100	1.5		2400	2.2			
																1600	1.0		2300	-1.0															
																2100	-.2	30	0600	1.4															
															30	0400	1.5		1000	1.0															
																1000	.4		1500	1.5															
																1400	1.1		2200	-.4															
																2100	-.3																		
															31	0400	1.5																		
																1000	.9																		
																1400	1.2																		
																2200	-.4																		

Table 8C.--S3, Sabine Pass at Texas Point, near Sabine Pass, Tex.-Continued

Water stage, in feet, above or below (-) mean sea level; Time is Central Standard; Water Year October 1968 to September 1969.

October			November			December			January			February			March			April			May			June			July			August			September		
Day	Time	Stage	Day	Time	Stage	Day	Time	Stage	Day	Time	Stage	Day	Time	Stage	Day	Time	Stage	Day	Time	Stage	Day	Time	Stage	Day	Time	Stage	Day	Time	Stage	Day	Time	Stage	Day	Time	Stage
1	0700	1.2	1	0100	1.5	1	a	a	1	0300	0.0	1	0100	1.6	1	0700	-1.0	1	0200	1.6	1	a	a	1	0500	2.6	1	0700	2.4	1	0600	1.5	1	0100	1.3
	1200	1.7		0800	.3	2	a	a		0900	-1.2		0900	-.7		1500	1.8		0800	.2	2	a	a		1200	2.0		1000	2.0		1200	.5		0400	1.6
	1700	-.2		1300	1.5	3	a	a		1700	1.7		1600	1.9		1900	1.3		1500	1.6	3	a	a		2200	-1.0		1300	2.2		1800	1.5		1300	.1
2	0200	2.2		1900	.4	4	a	a		2200	.9		2100	1.4		2400	1.7		2100	.2	4	a	a	2	0600	2.5		2200	-.9		2300	.2		1900	2.0
	0800	1.2	2	0200	1.4	5	a	a	2	0300	1.5	2	0200	1.8	2	0800	.0	2	0400	1.8	5	a	a		1200	1.3	2	0700	2.2	2	0500	1.5	2	0400	1.6
	1200	1.8		0800	.0	6	1700	1.4		0800	e-.6		1000	-.5		1700	2.3		1000	.2	6	a	a		1400	1.9		1300	1.7		1200	.5		1300	.0
	1800	-.3		1500	1.7	7	0200	1.0		1600	1.9		1700	1.9	3	0100	1.1		1500	1.4	7	a	a		2100	-1.9		1500	1.9		1900	1.6		2200	1.9
3	0300	2.0		2000	.9		1000	-1.6		1900	1.4	3	0800	-1.8		0300	2.1		2100	-.1	8	a	a	3	0500	2.3		2400	-.7	3	0100	.7	3	0800	1.6
	0900	1.1	3	0200	1.7		1900	.9	3	0100	2.0		1500	.6		1000	-.6	3	0500	1.8	9	a	a		1300	2.1	3	0700	1.9		0600	1.4		1500	.2
	1300	1.7		0900	-.1		2300	.4		1000	-.6	4	0500	1.0	4	a	a		1000	.7	10	a	a		1600	2.7		1200	1.2		1300	.0		2400	1.9
	2000	-.3		1400	1.4	8	0300	.8		1700	1.4		1000	-.2	5	a	a		1500	1.7	11	a	a		2300	-.2		1700	1.7		2000	1.6	4	0600	1.9
4	0200	1.5		2200	-.3		1200	-.8		2300	.3		1800	1.7	6	a	a		2200	.1	12	a	a	4	0800	2.9		2400	-.2	4	0100	1.0		1500	.2
	0800	.2	4	0100	.6		2000	1.5	4	0100	.5		2400	1.0	7	a	a	4	0500	2.2	13	a	a		1400	1.9	4	0800	1.7		0500	1.6	5	0100	2.2
	1300	1.6		0700	-1.1		2200	1.4		0900	-1.8	5	0600	1.4	8	a	a		1100	1.3	14	a	a		1600	2.3		1500	.8		1400	.2		1800	.0
	2000	.1		1600	1.6	19	0200	1.5		1900	1.2		1000	.1	9	a	a		1600	1.8	15	a	a		2400	-.4		2000	1.4		2300	1.7	6	0100	2.1
5	0300	2.0		2000	.7		1100	-.5		2300	.5		1900	1.7	10	a	a		2200	-.2	16	a	a	5	0900	2.2	5	0200	.3	5	0700	1.5		1100	1.7
	0800	1.3	5	0100	1.3		1900	1.7	5	0400	1.0		2400	1.0	11	a	a	5	0500	2.5	17	a	a		1400	1.3		0900	1.7		1600	-.1		1800	.3
	1600	2.5		0700	-.6	10	1300	-.4		1000	-1.3	6	0400	1.6	12	a	a	6	a	a	18	a	a		1900	1.8		1500	.3		2300	1.8	7	0100	2.1
	2100	1.3		1600	2.0		2100	1.3		1800	1.7		1200	-.2	13	a	a	7	a	a	19	a	a	6	0100	.2		2100	1.6		0300	1.4		2000	-.1
6	0200	2.2		2100	1.6	11	1300	.1		2200	1.2		1800	1.2	14	a	a	8	a	a	20	2400	e-.1		1000	2.1	6	0200	1.0	6	0700	1.6	8	0300	1.9
	0900	.1	6	0100	2.6		2100	1.8	6	0300	1.3		2400	-.4	15	a	a	9	a	a	21	0900	e1.9		1700	1.2		0800	1.6		1600	-.2		1000	1.1
	1800	1.8		0900	-1.2	12	0200	1.4		1100	-1.0	7	0700	1.2	16	a	a	10	a	a		2400	e.0		2000	1.7		1600	.3		2400	2.0		1300	1.3
	2200	.5		1600	1.8		0700	1.6		2000	1.4		1200	.5	17	a	a	11	a	a	22	1000	e1.8	7	0300	.5		2400	1.8	7	0900	1.5		1900	-.4
7	0400	1.8		2000	.7		1400	.8	7	1200	-1.2		2000	1.3	18	a	a	12	a	a	23	0100	e.0		1000	1.9	7	0300	1.4		1800	-.5	9	0200	1.8
	1000	-.2	7	0200	1.2		2200	2.3		2000	1.3	8	0200	.5	19	1600	1.2	13	a	a		1000	e1.7		1700	.9		1000	1.6	8	0100	1.8		0800	1.0
	1600	2.1		0800	-1.1	13	0400	-.1	8	0300	.7		0900	1.7		2200	-.4	14	a	a	24	0300	e.1		2300	1.9		1700	-.2		1200	1.4		1300	1.5
	2000	1.2		1900	1.3		1000	1.2		0600	1.0		1600	.3	20	0500	1.8	15	a	a		1100	e1.5	8	0600	1.0	8	0100	1.9		1800	-.5		2000	-.2
8	0200	1.9	8	1000	-.2		1500	.0		1300	-.2		2000	.8		1000	.2	16	a	a		1900	e.6		1100	1.9		0800	1.3	9	0300	1.8	10	0400	1.7
	1100	.3	9	0200	1.8		2000	.8		2000	1.5	9	0200	-1.9		1600	1.0	17	a	a		2400	e.8		1800	.3		1000	1.5		1000	1.5		0900	1.3
	1700	2.1		1100	-1.2	14	0500	-.7	9	0300	.5		1000	.9		2300	-.8	18	a	a	25	0500	e.2		2300	1.8		1800	-.5		1900	-.5		1400	1.6
	2100	1.5	10	0500	1.9		1300	.6		0700	.7		1400	.5	21	0600	1.4	19	a	a		1200	e1.5	9	0600	.9	9	0100	1.9	10	0300	1.8		2100	.2
9	0300	1.9		1200	.8		1800	-.2		1400	-.8		2000	1.3		1200	.5	20	a	a		1700	e.4		1100	1.4		1000	1.5		0700	1.1	11	0400	1.8
	1000	-.2		2000	2.4		2400	.7		2000	.5	10	0200	-.4		1700	1.1	21	a	a		2400	e1.1		1800	-.1		1800	-.7		1300	1.1		0800	.7
	1800	2.1	11	0200	-1.1	15	0500	-1.3	10	0300	-.3		1400	1.5		2300	-.6	22	a	a	26	0500	e.5	10	0200	1.8	10	0300	1.8		2000	-.7		1400	1.6
	2400	1.2		0600	.0		1300	1.3		1000	.7		2000	1.4	22	0800	1.6	23	a	a		1200	e1.5		0900	1.0		0600	1.4	11	0300	1.4		2100	.1
10	0200	2.2		1300	-2.2		1700	.3		1600	.7	11	0400	-.8		1200	1.2	24	a	a		1800	e.2		1200	1.2		0900	1.7		0900	.6	12	0300	1.5
	1000	-.5		2000	-.1		2400	1.3		2000	1.5		1300	1.7		1800	1.5	25	a	a	27	0100	e1.5		1800	-.4		1900	-.6		1300	1.1		1000	.7
	2300	1.9		2300	-.6	16	0600	-.9	11	0400	-.1		1800	1.3		2400	.5	26	a	a		0800	e.9	11	0200	2.2	11	0300	2.0		1400	.8		1500	1.6
11	1100	.1	12	0500	.4		1300	1.5		1100	1.3		2300	1.4	23	1200	3.4	27	a	a		1200	e1.5		1000	1.3		1100	1.6		1600	1.8		2200	.4
	2200	2.0		1200	-1.1		1800	1.2		1600	.7	12	0700	-1.2	24	0100	-.1	28	a	a		1900	e-.4		1200	1.4		1900	-.6		1700	-1.5	13	0400	1.5
12	1300	.1	13	0100	1.0		2200	1.5		2200	1.3		1500	1.7		0800	2.0	29	a	a	28	0200	e1.6		1900	-.3	12	0400	1.9	12	0400	1.6		1000	.2
	2300	2.2		1600	-.3	17	0600	-1.2	12	0400	-.3		1900	1.3	25	0100	-1.9	30	a	a		0700	e.7	12	0300	2.4		2000	-1.0		0900	1.0		1500	1.6
13	1300	.4		2300	1.4		1500	1.9		1200	1.4		2300	1.4		0900	.7					1200	e1.4		1200	1.7	13	0400	1.8		1400	1.6		2200	1.0
	2400	2.4	14	0500	.7		1900	1.2		1600	1.0	13	0700	-.8		1800	.6					1900	e-.5		2000	-.3		1100	1.0		2000	-.4	14	0300	1.9
14	1500	.6		0800	1.1		2400	1.7		2200	1.5		1700	2.6	26	0200	e-1.3				29	0200	e2.0	13	0400	2.3		1300	1.3	13	0500	1.6		1000	.6
	2300	2.6		1500	-.2	18	0700	-1.4	13	0500	-.5		2000	2.1		1200	1.2					0800	e1.3		1300	1.8		2100	-1.1		0900	1.1		1900	2.0
15	1500	.6		2300	1.7		1600	2.2		1300	1.7	14	0400	3.3		1800	.5					1300	e1.7		2100	-.4	14	0600	1.5		1300	1.6		2200	1.6
	2300	2.6	15	0300	1.2		1900	1.6		1800	1.3		0900	1.8		2200	.7					1900	-.4	14	0500	2.3		1000	1.0		2200	-.3	15	0400	2.0
16	0400	2.2		1000	1.8		2200	1.8		2200	1.4		1500	5.0	27	0400	-1.1				30	0300	2.4		2100	-.4		1400	1.2	14	0500	1.8		1200	.1
	0900	2.4		1600	.5	19	0700	-1.6	14	0500	-1.0		2400	2.4		1200	1.1					1300	1.8	15	0500	2.0		2200	-1.1		1000	1.1		1800	2.0
	1700	.9		2300	1.6		1600	1.9		1400	1.8	15	0200	2.9		1800	.3					2000	-1.2		1300	1.4	15	0700	1.5		1500	1.6		2300	1.5
	2300	2.5	16	0700	.2		2400	1.7		1800	1.4		0900	-1.4		2100	.5				31	0400	2.5		2100	-.9		1000	.6		2200	.1	16	0500	1.9
17	1800	.4		1200	1.4	20	0900	-1.5		2300	1.6		1600	1.8	28	0500	-.8					1200	1.9	16	0600	2.3		1800	1.9	15	0600	1.6		1100	-.1
18	0200	1.9		1700	.7		1800	2.3	15	0700	-.9		2200	.0		1400	1.3					2100	-1.0		1600	1.7		2200	-1.3		1000	1.1		2000	2.0
	0800	1.0		2300	1.7		2300	2.0		1500	2.2	16	0200	1.2		2100	.6								2200	-.5	16	0400	1.7		1500	1.5		2300	1.6
	1300	1.8	17	0600	.1	21	0200	2.3		2000	1.6		0800	-1.7		2400	1.9							17	0800	2.0		1200	1.1		2200	.2	17	0300	1.8
	2000	.5		1400	1.8		1000	-.9	16	0100	1.8		1700	1.5	29	0600	-.4								1300	1.9		1400	1.7	16	0600	1.5		1300	-.2
19	0100	2.1	18	0600	-1.4		1800	2.5		0700	-1.1		2200	.8		1400	1.5								2300	-.1		2200	-.6		1100	.5		2100	1.9
	0700	.6		1400	.9		2200	1.9		1500	2.2	17	0300	1.7		1900	.5							18	0700	2.1	17	0800	1.4		1800	1.6		2400	1.5
	1200	2.1	19	0800	-2.2	22	0200	2.2		2000	1.6		1000	-.5		2400	1.2								2400	-.3		1200	.9		2200	.7	18	0500	1.9
	2000	.7		1500	1.3		1000	-2.2	17	0100	2.0		1800	1.6	30	0600	-.6							19	0700	1.8		1400	1.2	17	0500	1.8		1400	.2
20	0100	2.1		2000	.4		1800	1.4		0900	-1.2		2400	.2		1400	1.3								1600	1.4		2300	-.4		1200	.9	19	0500	2.5
	0700	.4	20	0100	1.0		2400	-.8		1700	2.3	18	0400	1.2		2000	.5								2200	.1	18	0800	1.2		1900	2.0		1600	.1
	1400	2.0		0800	-2.0	23	0300	-.3		2100	1.8		1700	-1.1	31	0100	1.1							20	0900	1.7		1500	.5		2300	1.1	20	0100	2.3
	2000	.7		1600	1.5		1100	-2.4		2400	2.2		1800	1.0		0700	-.3							21	0200	.2		1800	.8	18	0500	1.9		0900	2.0
21	0100	1.8		2100	.8		2000	.4	18	0900	-1.0		2400	-.3		1500	1.4								0800	1.5	19	0100	-.2		1200	.1		1700	.0
	0800	-.4	21	0100	.9	24	0100	.0		1800	2.3	19	0500	1.3		2000	.4							22	0300	.7		0800	1.4		1900	1.6		2400	2.3
	1500	1.8		1000	-2.4		0600	.3		2200	1.6		1100	-.1											1000	1.7		1300	.2	19	0500	2.1	21	1100	2.2
	2100	.8		1800	1.5		1200	-1.0	19	0200	2.1		1800	1.4											1700	.6		1800	1.3		1300	.8		1700	.3
22	0200	1.6		2200	.9		2000	1.0		1000	-1.3		2400	.3											2000	1.2	20	0100	.2		2400	2.4	22	0100	2.5
	0800	-.5	22	0200	1.0	25	0400	.3		1800	1.8	20	0700	1.8										23	0700	1.6		0700	1.7	20	0700	2.2		0700	2.2
	1700	2.2		0900	-2.1		0800	.7		2400	.9		1200	1.4											1700	.3		1300	-.2		1500	.2		1100	2.4
	2200	1.1		1800	1.7		1400	.1	20	0400	1.6		2000	2.0											2400	1.9		1900	1.5		2200	2.0		1800	.3
23	0200	1.8		2300	1.1		2100	1.6		1100	-1.0	21	0100	1.1										24	0500	1.3		2300	.6	21	0700	1.8	23	0200	2.4
	0900	-.8	23	0300	1.5	26	0400	.6		1900	1.8		0900	2.1											0900	1.9	21	0600	1.6		1500	-.4		0800	1.4
	1700	2.2		1000	-1.6		1000	1.3		2400	.9		1600	1.8											1700	.3		1200	.2		2400	2.0		1300	2.2
	2200	1.6		1900	1.7		1400	.8	21	0500	1.7		2000	2.2											2300	2.2		2300	1.9	22	0700	1.9		2000	-.2
24	0200	1.9		2400	1.3		2300	1.5		1200	-.4	22	0300	-.3										25	0800	2.1	22	0400	1.2		1600	-.5	24	0200	1.8
	1000	-1.2	24	0300	1.4	27	0400	.5		2000	1.7		0900	1.4											1800	.1		0500	1.6	23	0300	2.0		0800	.8
	1700	1.7		1400	-1.6		1200	2.0	22	0300	.9		1500	.5										26	0100	2.4		1300	-.4		1000	1.6		1400	1.8
	2100	.6		2100	1.3	28	0400	-1.7		0700	1.4		2000	1.0											1100	2.1		2200	1.5		1800	-.8		2000	.0
25	0100	.6		2400	.7		1200	1.1		1300	-.1	23	0200	-.7											1900	-.2	23	0300	1.1	24	0100	2.0	25	0300	1.8
	0400	1.0		0600	1.1		1900	-.4		2100	1.6		1000	1.7										27	0200	2.6		0600	1.3		0600	1.4		0800	.1
	1200	-1.8	25	1200	-.9		2300	.6	23	0300	.7		1900	1.8											1000	2.1		1400	-.9		1100	1.8		1500	2.0
	1900	1.5		2100	1.9	29	0500	-1.2		0900	1.4	24	0400	.1											1900	-.8		2400	1.3		1900	-.6		2200	.3
	2400	.9																						28	0300	2.4	24	0800	1.3	25	0300	2.3	26	0300	1.6
26	0300	1.2	26	0700	1.8		1300	1.5		1400	.3		1200	1.6											0700	1.8		1600	-.9		0800	1.5		0900	.2
	1200	-1.2		1400	.5		1700	1.2		2200	1.2	25	0500	-.2											1100	2.1		2400	1.5		1200	2.0		1600	2.2
	2300	1.5	27	a	a		2400	1.5	24	0400	-.1		1300	1.7											2100	-.9	25	1000	.8		2000	-.3		2200	1.2
27	1400	-1.1	28	a	a	30	0600	-.2		0800	.9	26	0600	-.3										29	0400	2.5		1700	-1.6	26	0400	2.4	27	0300	1.9
	2200	1.3	29	a	a		1500	1.8		1400	-.2		1400	1.9											0800	1.8	26	0100	1.8		0800	1.9		1000	.1
28	0800	-.2	30	a	a	31	0800	-1.6		2000	1.2		1700	1.5											1300	2.0		0700	1.0		1200	2.3		1700	2.2
	1200	.0					1500	.9	25	0100	-.2	27	0100	1.6											2100	-1.3		1000	1.3		2100	.2		2400	1.1
	1600	-1.0					2300	-.2		0800	1.0		0700	.0										30	0500	2.4		1800	-1.7	27	0400	2.6	28	0400	1.6
	2400	1.2								1000	.7		1400	2.0											1000	1.7	27	0200	1.8		1100	1.7		1000	-.4
29	0500	.4								1700	1.4	28	0100	1.4																					
	1000	.8							26	0600	.2		0800	-1.3											1300	2.0		0600	1.2		1400	2.5		1800	2.0
	1600	-.8								1400	2.0		1400	2.1											2100	-1.5		1100	1.4		2100	.5		2300	1.5
	2400	1.4								1700	1.5		2100	1.0														1800	-1.6	28	0600	2.7	29	0200	1.6
30	0700	.6								2300	1.8		2400	1.5													28	0400	1.6		1000	1.7		1000	-.1
	1100	.9							27	0600	.0																	0800	1.1		1600	2.7		2000	2.0
	1800	-.5								1400	1.8																				1200	1.5		2300	1.0	30	0600	1.7
31	0100	1.3								2400	1.5																				2000	-1.6	29	0400	2.4		1200	.1
	0700	.6							28	0700	-.2																				0400	1.8		1200	1.2		2100	2.3
	1200	1.2								1400	1.9																				1000	.5		1700	2.7			
	1800	.0								2000	1.5																				1300	1.0		2300	1.2			
										2400	1.6																				2100	-1.9	30	0500	2.3			
									29	0800	-.6																				0400	1.7		1100	.9			
										1600	1.9																				1000	.7		1800	2.6			
										1800	1.5																				1500	1.3	31	0100	1.7			
										2400	1.8																				2100	-1.4		0500	2.2			
									30	0800	-.4																				0500	1.5		1100	.5			
										1500	1.9																				1100	.7		1800	2.3			
										2000	1.1																				1600	1.4						
									31	0100	1.4																				2300	-.6						
										0800	-.6																											
										1700	1.8																											
										2100	1.2																											

Table 9.--B2, Freeport Harbor Entrance near Freeport, Tex.

LOCATION.-- Lat 28°56'05" long 95°17'44", on concrete pile near landward end of northeast jetty, 3.3 miles east southeast of Freeport, Brazoria Co.

RECORDS AVAILABLE.-- June 1965 through September 1969.

GAGE.-- Water-stage recorder. Datum of gage is mean sea level (levels by U. S. Army Corps of Engineers).

EXTREMES.-- 1968 water year: maximum elevation 3.1 feet (estimated), June 24; minimum -2.3 feet (estimated), Mar. 13.
1969 water year: maximum elevation 3.6 feet, Feb. 14; minimum -2.4 feet, Nov. 11.

REMARKS.-- Gage operated by U. S. Army Corps of Engineers; records since August 1967 computed by U. S. Geological Survey.

Water stage, in feet, above or below (-) mean sea level; Time is Central Standard; Water Year October 1966 to September 1967.

October			November			December			January			February			March			April			May			June			July			August			September		
Day	Time	Stage	Day	Time	Stage	Day	Time	Stage	Day	Time	Stage	Day	Time	Stage	Day	Time	Stage	Day	Time	Stage	Day	Time	Stage	Day	Time	Stage	Day	Time	Stage	Day	Time	Stage	Day	Time	Stage
																														1	0200	1.3	1	0300	1.6
																															1800	-.6		1800	-.5
																														2	0300	1.7	2	0300	1.8
																															1800	-.8		1900	-.5
																														3	0400	1.6	3	0400	1.9
																															1900	-.8		0900	1.3
																														4	0400	1.7		1400	1.4
																															1900	-.9		1900	-.2
																														5	0400	1.7	4	0400	1.9
																															2200	-.8		0900	1.0
																														6	0400	1.7		1400	1.7
																															1500	1.0		1900	.2
																															2200	-.7	5	0500	2.2
																														7	0500	1.5		1200	e1.2
																															1000	1.0		1500	e2.1
																															1300	1.1		2300	.6
																															2300	-.4	6	0400	e1.9
																														8	0600	1.4		1000	e.9
																															1400	.6		1600	e1.8
																															1600	1.0		2300	.4
																															2300	-.3	7	0400	1.1
																														9	0600	1.0		1000	-.1
																															1200	.4		1800	1.2
																															1800	.9		2300	.6
																															2400	.1	8	0500	.8
																														10	0500	1.0		1200	-.4
																															1200	.2		1900	1.4
																															1900	1.2	9	0400	.9
																														11	0200	.6		1200	-.6
																															0600	1.2		2100	1.6
																															1500	.1	10	1300	-.6
																															2200	1.6		2400	1.7
																														12	0200	1.1	11	1400	-.6
																															0700	1.4		2400	1.6
																															1400	.0	12	1600	-.6
																															2400	1.7	13	0200	1.9
																														13	1500	-.3		1700	-.3
																															2400	2.0	14	0200	2.1
																														14	1600	.1		1800	.1
																														15	0100	2.3	15	0200	2.3
																															1700	-.1		1200	1.8
																														16	0300	2.0		1800	.6
																															1800	-.5	16	0200	2.2
																														17	0400	2.0		0800	1.7
																															1900	-.6		1800	1.8
																														18	0500	1.7		2000	.5
																															2000	-.5	17	0300	2.1
																														19	0300	2.0		1100	1.6
																															1500	1.3		1300	1.9
																															2000	-.1		2100	.9
																														20	0700	1.8	18	0400	2.0
																															1200	1.3		0800	1.6
																															1500	1.6		1500	2.3
																															2200	.2		2300	1.3
																														21	0700	1.5	19	0600	2.6
																															1000	1.0		0900	1.7
																															1600	1.5		1700	3.3
																															2200	.2		2200	2.4
																														22	0400	1.5	20	1100	5.1
																															1000	.8	21	0100	2.4
																															1400	1.3		0300	3.0
																															2300	.4		1000	1.7
																														23	0400	1.3		1500	2.5
																															1000	.9	22	0200	1.7
																															1700	1.5		0400	1.9
																															2400	.6		1100	.5
																														24	0600	1.2		1800	1.9
																															1100	e.5	23	0200	1.6
																															1800	1.4		1100	.3
																															2300	1.0		2100	1.8
																														25	0600	1.4	24	1200	.0
																															1200	.6		2300	1.8
																															1900	1.8	25	1400	.2
																														26	0700	1.4		2300	2.1
																															1500	.2	26	1300	.2
																															2100	1.6		2300	2.2
																														27	0700	1.4	27	1500	-.4
																															1300	-.2	28	0300	1.6
																														28	0300	1.6		1600	.3
																															1400	-.2	29	0300	1.8
																														29	0200	e1.4		1700	.1
																															1600	e-.6	30	0200	1.8
																														30	0100	1.4		1800	-.1
																															1700	-.5			
																														31	0300	1.5			
																															1900	-.8			

Table 9.--B2. Freeport Harbor Entrance near Freeport, Tex.-Continued

Water stage, in feet, above or below (-) mean sea level; Time is Central Standard; Water Year October 1967 to September 1968.

October			November			December			January			February			March			April			May			June			July			August			September		
Day	Time	Stage	Day	Time	Stage	Day	Time	Stage	Day	Time	Stage	Day	Time	Stage	Day	Time	Stage	Day	Time	Stage	Day	Time	Stage	Day	Time	Stage	Day	Time	Stage	Day	Time	Stage	Day	Time	Stage
1	0300	1.8	1	0200	0.6	1	0900	-0.8	1	0900	-1.1	1	0300	1.3	1	0500	-1.6	1	0700	1.3	1	0700	1.8	1	0800	e1.5	1	0700	e1.4	1	0400	0.6	1	0100	2.2
	0800	1.1		0800	-.6		1700	2.5		1900	1.9		1000	.0		1600	.0		2400	-.3		2200	-.6		2400	e-.2		1500	.8		0600	.9		1600	-.3
	1200	1.2		1600	1.6	2	1000	-.9	2	1000	-.5		1700	1.3		2300	-.5	2	0900	1.6	2	0900	1.6	2	1000	1.7		1900	.9		1500	-.3	2	0200	2.3
	2000	.2	2	0900	-.5		1600	1.7		2000	1.9	2	0200	.2	2	0400	.6		2300	.2		2300	-.7	3	0100	e-.1	2	0100	.2	2	0100	1.4		1700	-.3
2	0300	2.0		1700	2.3	3	1000	-1.8	3	1100	-.2		0400	.6		1200	.0	3	0900	2.0	3	1100	1.4		0900	1.7		0900	1.4		1700	-.6	3	0300	2.5
	0900	1.4	3	0200	1.5		2000	1.6		2000	1.7		1100	-.2		1600	.4	4	0100	.3		2400	-.7	4	0200	.2		1500	.6	3	0200	1.6		1900	-.3
	1300	1.9		1000	-1.5	4	1100	-.7	4	1200	-.4		1700	.8		2300	-.6		1000	1.8	4	0800	1.7		1000	e1.2		2000	1.0		1700	-.7	4	0300	2.5
	2000	.7		1800	1.6		2100	2.0		2200	1.6		2400	.3	3	0400	.2	5	0100	-.4		2400	-.8		1800	e.3	3	a	a	4	0100	1.9		1800	-.2
3	0200	1.9		2400	.6	5	1100	-.4	5	0100	1.3	3	0600	1.1		1100	-.4		1200	1.4	5	1000	1.8		2200	.8		0700	1.4		1700	-.7	5	0600	2.4
	0800	1.0	4	0100	.8		2000	2.1		0600	1.6		1100	.8		1500	.4	6	0200	-.5	6	0200	.0	5	0400	e.3		1500	.4	5	0200	2.2		2100	.1
	1500	2.0		1000	-1.0	6	1300	-.4		1300	.8		1700	1.4		2400	-.8		1200	1.6		1000	1.8		1100	1.1	4	0100	1.6		1800	-.8	6	0400	2.2
	2200	1.0		1900	2.0		2100	1.6		2100	1.8	4	0100	.6	4	0800	.9	7	0400	-.1		2300	1.2		1700	.1		0900	1.8	6	0400	2.3		1100	1.7
4	0200	1.8	5	1100	-.6	7	1400	-.1	6	0500	.9		1000	1.2		1300	.2		1200	1.5	7	0400	.8	6	0100	e1.0		1700	.6		1900	-.9		1500	2.0
	1100	.6		2200	2.1		2200	1.6		0800	1.3		1300	1.0		1800	.4	8	0400	.0		1200	1.6		0700	e.6	5	0300	1.9	7	0500	2.1		2000	.5
	1600	2.1	6	1200	-.6	8	1300	.5		1700	.6		1800	1.3	5	0100	-.6		1200	1.5		2000	.8		0900	e.9		1800	.2		2000	-.7	7	0400	1.9
	2300	1.2		2300	2.0		2200	1.7		2100	.7	5	0100	.4		1000	1.0		1900	.6		2300	1.3		1700	e-.2	6	0200	2.1	8	0500	1.9		0900	1.4
5	0300	1.6	7	1200	-.4	9	0600	1.0	7	0200	-.1		1200	1.2		1900	.9	9	0100	.8	8	0400	.4	7	0200	e1.3		1800	-.6		2100	-.7		1500	2.0
	1000	.0		2400	1.8		1100	1.7		2100	1.1		1800	1.1		2400	e-.6		0800	.3		1100	1.6		1100	e.8	7	0200	2.0	9	0500	1.7		2200	.9
	1800	1.9	8	1500	-.2		1600	1.0	8	0500	.2	6	0300	-.4	6	1100	1.3		1300	1.7		1700	.6		1900	-.7		1800	-.9		1600	1.2	8	0400	1.8
	2300	1.3		2300	1.8		2300	2.0		1300	1.5		1100	.6	7	0100	-.8		2100	.5		2400	1.3	8	0300	1.6	8	0300	2.1		2100	-.4		1000	1.0
6	0300	1.4	9	1600	.4	10	0900	.5		1500	1.2		1600	.5		1200	.9		2400	.9	9	0600	.7		1800	-.9		1900	-1.1	10	0600	1.4		1700	1.7
	1100	-.2		2400	1.7		1200	1.5		2200	2.1	7	0400	-1.3	8	0300	-.7	10	0600	-.4		1200	1.3	9	0400	e1.9	9	0400	2.2		1100	.9		2200	.6
	2000	2.1	10	0800	.9		1600	.5	9	0400	.3		1300	1.5		1400	1.2		1400	1.0		1900	.4		2000	e-1.2		2000	-1.4		1600	1.2	9	0400	1.3
7	0400	1.5		1100	1.0	11	0100	.3		1400	1.7	8	0400	-1.2	9	0300	-.5		2100	.2	10	0100	1.9	10	0500	2.4	10	0500	2.1		2200	.0		1200	.6
	1100	-.3		1800	.5		0500	-.9	10	0800	-.8		1200	.9		1300	1.5	11	0100	.8		0700	1.4		2100	-1.5		2100	-1.3	11	0600	1.2		1700	1.8
	1900	2.0		2400	1.6		1500	-.1		1400	.6	9	0500	-1.2	10	0500	-.5		0700	-.1		0900	1.8	11	0600	e1.9	11	0600	1.8		1300	.6		2400	.9
8	1300	-.7	11	0700	.9		2000	-.5		2400	.4		1400	.9		1500	1.7		1400	.9		1900	1		2100	e-1.7		2100	-1.4		1800	1.0	10	0700	1.1
	2200	1.7		1200	1.2		2200	-.3	11	0700	-.7	10	0500	-1.4		2200	1.2		1900	.2	11	a	a	12	0700	e1.6	12	0700	1.7	12	0100	.1		1000	.2
9	1400	-.4		2000	.3	12	0500	-1.1		1500	1.3		1500	.8	11	0500	-.1	12	0100	1.6	12	a	a		2200	e-2.0		1600	.9		0700	1.0		1700	1.7
	2300	1.8	12	0100	1.2		1400	.8	12	0700	-.8	11	0600	-1.4		1400	1.9		0800	.6	13	a	a	13	0800	1.4		2300	-.9		1400	.3		2400	1.2
10	1500	-.6		0800	.4		2000	.6		1600	.9		1700	1.2	12	0800	e-2.0		1500	1.3	14	a	a		2300	e-1.3	13	0800	1.6		1700	e.7	11	0300	1.6
	2400	1.7		1400	1.0		2400	1.0	13	0800	e-2.1		2100	.7		1400	-1.1		1900	.2	15	a	a	14	0800	1.5		1800	1.0	13	0200	.5		1100	.5
11	1600	.3		2000	.5	13	0700	.0		1600	.0		2300	.8		2200	e-1.9	13	0300	1.8	16	a	a	15	0100	-.7		2400	-.3		0700	.9		2200	1.8
12	0100	1.6	13	0100	.9		1500	1.8	14	0800	e-2.2	12	0700	-.6	13	0200	1.3		1000	.9	17	a	a		0800	1.4	14	0800	1.5		1200	.0	12	1200	.6
	1700	.1		0700	.1		2300	1.4		1700	.5		1700	1.8		0700	e-2.3		1400	1.0	18	a	a	16	0200	-.5		1300	.9		1900	e1.0		2200	2.3
13	0200	1.8		1500	1.1	14	0700	-.1	15	0800	-1.7		2400	1.5		1600	1.3		2200	-.5	19	a	a		1000	1.1		1700	1.3	14	0100	e.9	13	1300	.4
	0900	1.2		2100	.6		1600	1.6		1700	1.1	13	0700	-.5		2000	.0	14	0500	1.6	20	a	a		1800	e.4	15	0100	.4		0600	e1.0	14	0100	2.1
	1100	1.4	14	0200	1.0	15	0700	-.6	16	0900	-1.7		1700	1.9	14	0200	1.1		1400	.6	21	a	a		1900	.6		0800	1.4		1300	.0		1400	.6
	1800	.2		0900	.0		1800	1.6		1700	1.0		2200	1.6		0900	-.5		1500	.8	22	1800	e.0	17	0300	-.1		1600	.9		2400	e1.1		2400	2.6
14	0300	1.7		1500	1.3	16	0800	-.6	17	0900	-1.3		2400	1.8		1500	.9		2200	-1.1	23	0200	e1.6		1000	e1.1		2000	1.5	15	0200	e.9	15	1600	.0
	0900	1.2		2300	.6		1800	2.1		2100	1.2	14	0800	.0		2200	-.2	15	0600	1.5		1000	e.8		1700	e.2	16	0400	.9		0600	e1.4	16	0100	2.2
	1200	1.6	15	0200	.7	17	0900	-.4	18	0300	1.1		1600	1.7	15	0200	1.2		1500	.9		1200	e.8		2100	.6		0700	1.4		1600	.0		1600	.2
	2100	.3		0700	-.4		1800	2.2		1100	-.6		2300	1.0		1000	.1		2300	-1.1		1800	-.1	18	0600	e.4		1600	.5	17	2400	1.5	17	0300	2.0
15	0200	1.6		1700	1.6	18	0800	-.8		1900	1.5	15	0300	1.2		1500	1.0	16	0800	1.8	24	0400	e1.7		0800	1.0		2100	1.3	16	0800	e1.1		1600	-.5
	0800	1.2		2100	1.2		1900	2.0	19	0300	.9		1000	-.4		2300	.0		1400	1.3		0900	e1.1		1600	.2	17	1000	1.1		1100	e1.2	18	0200	2.0
	1300	1.8	16	0200	1.2	19	1000	-.7		0400	1.2		1600	1.0	16	0300	1.0		2300	-.8		1200	e1.2		2400	1.1		1500	.2		2200	e.0		1700	-.3
	2200	.6		0800	.0		1800	1.6		1000	-.4		2400	.1		1000	-.1	17	0900	1.9		1800	e-.2	19	0600	.7		2400	1.4	17	0100	1.6	19	0500	1.9
	2400	1.5		1700	1.9	20	0500	1.1		1900	1.4	16	0400	.7		1500	.4	18	0100	-.9	25	0500	2.0		0900	1.1	18	1800	-.2		1800	-.3		1900	-.2
16	0700	-.1	17	0900	-.3		1200	-.5	20	0200	.7		1000	-.4		2100	-.8		1000	1.8		2000	e-.2		1700	.0	19	0300	1.5	18	0100	1.6	20	0400	1.8
	1400	.9		1800	1.8		2100	2.0		0500	1.4		1700	1.2	17	0500	1.2	19	0300	-.5	26	0400	e1.9	20	0300	1.5		1700	-.1		1800	-.4		1900	.0
	2100	-.4	18	1000	-.7	21	1300	.0		1200	.5		2400	.2		1200	.5		1100	2.0		2000	-.9		1800	e.1	20	0300	1.8	19	0200	1.8	21	0400	1.5
17	0200	.3		1800	1.8		2200	1.6		1800	1.6	17	0500	.9		1500	.9	20	0400	-.4	27	0400	1.8	21	0200	2.0		1800	-.4		1800	-.5		0800	1.1
	0800	-.5	19	1000	-.6	22	1300	-1.1	21	0200	.8		1200	.1		2200	-.4		1300	1.6		2100	-1.3		1700	-.2	21	0400	1.8	20	0300	1.8		1300	1.6
	1600	.6		2000	1.9		2100	.6		0700	1.5		1700	1.1	18	0700	1.7	21	0500	-.2	28	0600	1.8	22	0300	2.2		1800	-.6		1900	-.5		2000	.5
	2300	-.2	20	1000	.5	23	0400	-.4		1300	1.0		2400	.2		1500	1.1		1300	1.6		2200	-.9		1900	-.4	22	0400	1.7	21	0500	1.5	22	0300	2.1
18	0300	-.1		2100	1.8		0700	.0		2000	1.6	18	0700	1.7		2300	-.4		1900	.8	29	0600	1.7	23	0500	2.4		1900	-.8		2000	-.7		0800	1.6
	0900	-.6	21	1100	-.5		1300	-.4	22	0400	.6		1300	1.1	19	0900	1.7	22	0100	1.0		2200	-.9		1500	e2.0	23	0500	1.6	22	0500	1.6		1500	2.3
	1600	1.0		2100	1.7		2300	1.0		1000	1.6		1700	1.6		2400	-.5		0600	.2	30	0700	e1.2		2000	e.4		2100	-.8		2000	-.5		2200	1.2
19	0100	.2	22	1200	-.6	24	0600	.4		1500	1.0	19	0100	.6	20	1000	2.0		1300	1.3		2200	e-.9	24	0200	e3.1	24	0500	1.9	23	0500	1.8	23	0200	2.0
	0400	.6		2300	1.8		0900	.8		1900	1.2		0900	1.7	21	0100	-1.1		2000	.6	31	0900	e1.5		2000	e.1		2000	-.6		1300	1.3		0900	1.2
	1000	-.3	23	1300	-.2		1300	.3	23	0500	-.3		1800	1.5		1200	1.2		2400	1.1		2300	e-.4	25	0500	2.3	25	0600	1.9		2100	-.4		1500	2.3
	1700	1.5		2300	1.8		2200	1.0		1000	.6	20	0100	-.1	22	0200	-1.6	23	0800	.3					2000	-.4		2000	-.5	24	0500	1.6		2300	1.5
	2400	.7	24	1400	-.1	25	0500	.0		2000	-.1		0900	1.4		1600	.8		1300	1.0				26	0500	2.0	26	0600	1.7		1200	1.1	24	0300	1.8
20	0200	.9		2300	1.4		1000	.7	24	0500	-1.3	21	0200	-.7	23	0400	e-2.2		2000	.1					2100	-.7		2100	-.3		1600	1.4		1000	.6
	1000	-.5	25	0900	.8		1700	.4		1300	.9		1200	1.4		1500	.3	24	0100	.8				27	0600	1.9	27	0600	1.9		2100	.0		1700	2.1
	1800	1.2		1500	.1		2100	.6	25	0500	-1.4		1700	-.2		2000	-.4		0900	.2					2100	-.3		2300	-.2	25	0500	1.6		2300	1.4
21	0300	.8		2200	1.2	26	0500	-.5		1400	1.5		1900	.4		2200	-.2		1400	1.0				28	0700	2.1	28	0700	1.4		1100	.9	25	0400	1.5
	1000	-.5	26	0700	.4		1300	1.2	26	0500	-1.1	22	0400	-1.2	24	0600	-1.7		1900	.0					2200	-.4		1700	1.0		1700	1.5		1000	-.1
	1900	1.4		1200	.8		1900	.9		1500	1.5		1300	1.6		1400	.8	25	0400	1.0				29	0800	e1.9		2400	.0		2300	.4		1800	2.0
22	1100	-.4		1700	.3		2200	1.2		2300	.8	23	0400	-1.3		2300	.3		0900	.4					2300	e-.2	29	0700	1.2	26	0400	1.4	26	1100	-.3
	2200	1.6		2300	1.2	27	0600	.0	27	0700	-1.3		1300	e1.2	25	0700	-.8		1300	e.9								1500	.5		1000	.8		2000	1.9
23	1100	.0	27	0700	.0		1400	1.9		1600	1.4	24	0500	e-1.2		1600	.7		1800	e.3								1800	.8		1700	1.6	27	1200	-.4
	2300	2.0		1300	1.1	28	0600	-1.2	28	0100	.9		1500	e1.2		2000	.2	26	0200	e1.5								1900	.1		2400	.7		2300	2.1
24	1300	-.2		1500	.7		1600	1.6		0700	-1.1	25	0500	e-.9	26	0100	.5		0900	.7								0700	1.1	27	0300	1.6	28	1300	-.1
	2300	1.8	28	0100	1.6	29	0700	-1.5		1700	1.9		1500	e1.1		0700	-.7		1200	1.9								1400	.2		1100	.7		2400	2.2
25	1400	.0		0600	.7		1600	2.0	29	0700	-1.1	26	a	a		1500	.7		1900	-.2								2000	.8		1700	1.8	29	1500	-.2
	2400	2.0		1500	2.0	30	0700	-1.0		1700	1.4		1600	.7		1900	.3	27	0400	1.5							31	0300	.5	28	0100	1.4	30	0100	1.9
26	2100	.2		2100	1.6		1900	2.8	30	0100	1.1		2100	.1	27	0200	.9		1100	.8								0600	1.0		0600	1.8		1600	-.6
	2300	1.8	29	0100	1.7	31	0900	e-1.0		0900	-.8	27	0100	.2		0800	-.3		1300	.9								1400	-.1		1300	.7			
27	1600	-.1		0700	.4		2000	1.9		1700	1.4		0800	-1.7		1600	.9		1900	-.3								2200	1.0		2000	2.0			
	2400	1.7		1500	2.3					2200	.9		1700	.6		2100	.3	28	0400	1.6										29	0500	1.8			
28	1100	1.3	30	0900	-1.2				31	0200	1.0		2000	.3	28	0200	1.1		2100	-.6											1300	.2			
	1600	.6		1800	1.6					0900	-.5	28	0300	.8		0900	.2	29	0400	1.6											2200	2.3			
29	0200	2.4								1800	1.6		0900	-.4		1500	.8		2100	-.9										30	1300	.4			
	0800	1.6								2400	1.1		1500	.7		2100	.2	30	0500	1.4											2300	2.3			
	1100	2.0											2200	-.6	29	0400	1.1		1600	.8										31	1500	-.1			
	1800	1.2										29	0300	-.1		1100	.2		2100	-.4															
30	0100	2.8											1100	-2.1		1500	.6																		
	0700	-.2											2200	-.6		2100	-.2																		
	0900	2.3													30	0400	1.2																		
	2200	-.6														1100	.4																		
31	0100	.4														1500	.8																		
	1000	-1.2														2200	-.3																		
	1400	.8													31	0500	1.4																		
	2100	-.2														1200	.8																		
																1400	1.0																		
																2200	-.3																		

Table 9.--B2, Freeport Harbor Entrance near Freeport, Tex.-Continued

Water stage, in feet, above or below (-) mean sea level; Time is Central Standard; Water Year October 1968 to September 1969.

October						November						December						January						February						March						April						May						June						July						August						September					
Day	Time	Stage	Day	Time	Stage	Day	Time	Stage	Day	Time	Stage	Day	Time	Stage	Day	Time	Stage	Day	Time	Stage	Day	Time	Stage	Day	Time	Stage	Day	Time	Stage	Day	Time	Stage	Day	Time	Stage	Day	Time	Stage	Day	Time	Stage	Day	Time	Stage	Day	Time	Stage	Day	Time	Stage	Day	Time	Stage	Day	Time	Stage	Day	Time	Stage	Day	Time	Stage	Day	Time	Stage
1	0200	1.6	1	0100	1.1	1	0600	-1.5	1	0700	-1.2	1	0800	-0.6	1	0600	-0.6	1	0300	0.9	1	0400	2.1	1	0600	2.0	1	0500	2.3	1	0600	0.9	1	1300	-0.1
	1700	-.1		0600	.3		1500	1.5		1600	1.5		1800	1.6		1600	1.5		0900	-.1		2200	-.2		2200	-1.5		2200	-.8		1300	.3		2300	1.5
2	0200	1.9		1300	1.1	2	0800	-.9	2	0800	-.7	2	0900	-.7	2	0300	.9		1500	.7	2	0300	2.1	2	0800	2.1	2	0700	1.9		1900	.9	2	1400	-.4
	1800	-.1		2000	.3		1600	1.7		1600	1.8		1700	1.4		0800	-.1		2300	.0		2000	-.5		2400	-1.6		2400	-.6		2300	.0		2400	1.6
3	0300	1.7	2	0100	.9	3	0700	-1.7	3	0800	-.7	3	0900	-1.2		1700	2.0	2	0300	1.0	3	0500	2.2	3	0800	2.1	3	0700	1.5	2	0600	1.0	3	1400	-.2
	0800	1.1		0600	.1		1900	.2		1700	1.3		1800	.8		2100	1.3		1000	.0		2000	-.3		2400	-.2		1300	.9		1300	.2	4	0300	1.6
	1200	1.2		1400	1.4	4	0800	-1.6	4	0800	-1.3		2200	.5	3	0200	1.9		1600	.6	4	0600	2.8	4	0900	2.4		1700	1.1		1900	1.0		1600	-.1
	2000	-.1		2000	.7		1800	.9		1900	1.1	4	0500	.7		1200	-.2		2000	-.2		2100	-.3	5	0200	-.3	4	0200	-.1	3	0200	.4	5	0200	2.0
4	0500	1.2		2400	1.0	5	0800	-1.4	5	1100	-.9		1100	-.3		1600	.8	3	0400	1.1	5	0700	2.7		1000	1.8		0900	1.2		0600	.8		1800	-.1
	0700	.5	3	0700	-.4		1800	1.3		1900	1.3		1900	1.4		2200	.2		1000	.4		2200	.1	6	0100	.1		1600	.5		1300	-.1	6	0200	1.8
	1400	1.5		1400	.9	6	0900	-1.3	6	1100	-1.1	5	0200	.8	4	0400	.5		1500	.7	6	0900	2.8		1000	1.7		2000	.8		2200	1.2		1800	.1
	2000	.5		2100	-.1		1900	1.2		2100	1.1		0400	1.2		0900	-.7		2100	-.3		2400	.0	7	0300	.3	5	0300	.1	4	0200	.6	7	0500	1.9
5	0300	1.9		2300	.2	7	1000	-1.5	7	1100	-1.3		1100	.1		1700	1.0	4	0500	1.5	7	1000	2.2		1000	1.3		0900	1.0		0700	1.0		1900	-.2
	1000	1.2	4	0600	-1.0		2200	.9		2000	.8		2000	1.3		2200	.6		1600	1.1		1400	1.6		1800	.7		1600	.2		1500	-.2	8	0300	1.6
	1400	2.2		1600	1.2	8	1100	-.7	8	1200	-.6	6	0100	.5	5	0400	1.7		2200	-.4		1800	1.8		2300	1.2		2200	1.0		2200	1.5		1900	-.4
	2200	1.2	5	0700	-.5		2000	1.3		2100	.8		0600	1.0		1000	.8	5	0600	1.8	8	0100	.2	8	0600	.8	6	0400	.6	5	1500	-.4	9	0300	1.4
6	0300	1.9		1700	1.9	9	1100	-.6	9	1100	-.9		1300	-.1		1600	2.0		2300	-1.0		1200	2.0		1000	1.3		0900	1.0	6	0300	1.4		0800	.8
	1000	.4	6	0800	-.8		2200	1.6		2000	.3		1800	.6		2400	.9	6	0700	1.5	9	0400	-.5		1800	.2		1600	.0		1700	-.5		1200	1.1
	1600	1.8		1700	1.7	10	1200	-.6	10	0200	-.1		2400	-.4	6	0500	1.6		2300	-1.1		1200	1.4	9	0100	1.3	7	0300	1.2	7	0300	1.6		1900	-.2
	2300	.9	7	0900	-.8		2100	1.1		2100	1.1	7	0800	.5		1200	.4	7	0800	1.6	10	0400	-.3		0700	.7		0600	.8		1700	-.7	10	0400	1.4
7	0300	1.5		1800	1.5	11	1200	-.2	11	0200	.0		1300	.0		1700	1.3		2400	-.5		1200	1.1		1100	.9		0800	1.1	8	0400	1.4		0900	1.1
	1000	.4	8	0800	-.1		2200	1.6		1000	.9		1900	.6		2200	-.1	8	1100	1.8		1800	.5		1700	-.1		1600	-.2		1800	-.7		1300	1.3
	1700	2.1		2000	2.2	12	1400	.4		1300	.6	8	0100	.0	7	0700	1.4	9	0200	-.5		2300	1.1	10	0200	1.3	8	0300	1.5	9	0300	1.4		2000	.2
8	0100	1.3	9	0900	-.4		2000	1.4		1900	.8		0700	.9		1100	.9		1100	1.8	11	0700	-.1		2000	-.5		1700	-.5		1900	-.7	11	0300	1.4
	0400	1.8		2400	2.0	13	0600	.2	12	0400	-.4		1500	.1		1700	1.7	10	0200	-.6		1000	.9	11	0400	1.5	9	0200	1.5	10	0300	1.3		1000	.7
	0900	.4	10	1000	.2		1000	.9		1000	1.0		1800	.3		2400	.8		1100	1.7		1100	.4		1900	-.4		1800	-.8		1900	-1.0		1500	1.2
	1800	1.9		1800	1.6		1500	e.1		2100	1.1	9	0200	-1.3	8	0800	2.0	11	0400	-.6		1400	.9	12	0400	1.9	10	0600	1.4	11	0500	1.0		2000	.2
9	0400	1.5	11	1300	-2.4		1800	e.5	13	0500	-.5		1300	.8	9	0100	-1.1		1200	1.5		1600	-.2		1900	-.5		1700	-.6		2100	-2.0	12	0400	1.2
	1000	.2		2100	-.2	14	0500	-.7		1300	1.4		1700	.5		1100	1.0		1400	.7		2400	1.0	13	0600	1.9	11	0300	1.6	12	0700	1.3		0900	.6
	2100	2.2	12	0600	-.3		1300	.3	14	0600	-.9		1900	.8		1500	.3		1600	1.7	12	0800	.1		2000	-.5		1800	-1.0		1000	.5		1500	1.3
	2300	1.3		1200	-1.1		2300	.1		1500	1.5	10	0300	-.6		1700	.6		2300	1.7		1400	.9	14	0600	1.9	12	0500	1.5		1500	.7		2100	.4
10	0200	1.7		2400	1.0	15	0500	-.9	15	0600	-.9		1400	1.3	10	0200	-1.2	12	0700	.3		1700	-.4		2100	-.7		2100	-1.1		2000	-.9	13	0300	1.0
	0900	-.2	13	1400	-.3		1300	.7		1600	1.9	11	0400	-.9		1200	1.4		1400	2.3	13	0200	1.6	15	0700	1.6	13	0600	1.3	13	0500	1.2		0900	.2
	2100	1.8		2300	1.4		1900	.4	16	0700	-1.1		1400	1.4	11	0300	-1.1		1900	1.2		0700	.6		2100	-.5		2200	-1.3		1200	.7		1600	1.5
11	1100	.1	14	1600	.0		2200	.8		1600	2.0	12	0500	-1.2		1400	1.3		2300	1.8		0900	1.2	16	0700	2.2	14	0500	1.2		1400	1.0		2100	.9
	2100	2.1		2400	1.4	16	0600	-.7	17	0800	-1.4		1500	1.5	12	0400	-.7	13	0800	.2		1100	.3		2200	-.4		2100	-1.2		2100	-.4	14	0400	1.5
12	1200	.1	15	0400	.7		1500	1.5		1700	2.1	13	0700	-.9		1400	1.7		1200	1.0		1200	1.5	17	0900	2.0	15	0700	1.0	14	0600	1.2		0900	.4
	2300	2.1		1000	1.3	17	0700	-1.1	18	0900	-1.1		1400	2.6	13	0600	-1.1		2000	.0		2000	-.3		2300	-.3		2200	-1.7		1200	.7		1700	1.6
13	1200	.3		1600	.4		1700	1.6		1800	2.0		1800	2.1		1500	1.2	14	0300	.6	14	0300	1.8	18	0800	1.9	16	0600	1.4		1600	.9		2300	1.2
	2400	2.3		2300	1.1	18	0800	-1.2	19	1000	-1.2		2000	2.8		2200	1.0		0800	-.2		0800	.7		2400	-.4		1200	.4		2100	-.2	15	0400	1.5
14	1400	.5	16	0400	.3		1700	1.8		1800	1.3		2400	1.2	14	0700	-.7		1400	.9		1400	.9	19	1000	1.5		1500	1.1	15	0600	1.3		1100	.0
	2400	2.3		1200	1.1	19	0800	-1.6	20	0400	.9	14	0900	3.6		1600	2.0		2000	-.1		1900	-.5		2400	-.2		2200	-.9		1000	.7		1900	1.5
15	1500	.5		1600	.5		1700	1.9		1100	-.9		1600	.9		2200	2.3	15	0300	1.3	15	0500	1.8	20	0900	1.4	17	0700	1.1		1800	1.0	16	0500	1.3
16	0100	2.4		2300	1.2	20	0900	-1.5		1800	1.3		2100	2.6	15	0600	.3		1000	.5		2000	-.5	21	0100	-.2		2100	-.7		2300	.0		1200	-.1
	1600	.9	17	0500	.2		1800	2.4		2400	.7	15	0800	-.8		1500	2.6		1500	1.2	16	0600	2.0		0900	.9	18	0800	.7	16	0700	1.1		2100	1.6
17	0100	2.1		1300	1.6	21	1100	-.6	21	0400	.9		1500	1.2		1800	1.8		2000	.2		1200	1.0	22	0100	.2	19	0100	-.4		1200	.3	17	1300	-.4
	0700	1.0		2000	.2		2000	2.1		1100	-.5		2100	.3		2400	2.4	16	0300	1.9		1500	1.4		0900	1.1		0600	.6		1800	1.1		2200	1.7
	1200	1.3		2400	.5	22	1200	-1.5		1900	1.2	16	0300	.4	16	0900	.4		1100	1.0		1600	-.4		1200	.2		1500	-.3		2300	.4	18	1400	.0
	1700	.5	18	0500	-.9		2000	.8	22	0200	.6		0800	-1.4		1600	1.9		1600	2.0	17	0600	2.4		2400	.5	20	0100	-.1		0400	1.2	19	0100	2.4
18	0100	1.9		1400	1.0	23	1300	-2.1		0600	.8		1700	1.1		2100	1.1		1900	.6		2200	-.5	23	0100	.6					1200	.5		1500	-.1
	0700	1.3	19	0700	-1.5		2200	.2		1300	-.1		2000	.7	17	0300	1.9	17	0400	2.8	18	0600	1.7		1000	.8		0800	1.0		1800	1.3	20	0300	2.2
	1200	1.8		1600	1.2	24	1300	-1.1		1900	.9	17	0300	1.3		0900	.5		2200	-.2		2200	-.6		1700	.0		1500	-.4		2400	.9		1600	-.1
	1900	1.0	20	0700	-1.7		2200	.6	23	0300	.0		0900	-.4		1500	1.8	18	0600	1.3	19	0700	1.7		2200	.9		1900	.9	18	0400	1.3	21	0300	2.1
19	0200	1.8		1600	1.4	25	1400	-.2		0800	.6		1600	1.2		2200	.8		2200	-1.6		2300	-.5	24	0400	.7	21	0100	.3		1300	-.1		1700	.2
	0800	1.0	21	0800	-2.0		2200	1.0		1500	.0		2400	.4	18	0200	1.2	19	0800	1.0	20	0800	1.6		1000	.9		0700	1.1		2100	1.2	22	0400	2.3
	1300	1.7		1800	1.5	26	0400	.5		1800	.5	18	0300	.6		1100	-1.0		2200	-.9		2400	-.5		1800	-.2		1400	-.3		2300	1.0		1900	.1
	1900	1.0	22	0900	-1.8		1000	.8	24	0300	-.4		1100	-.9		1600	-.3	20	0900	1.4	21	1000	1.5	25	0200	1.6	22	0100	.7	19	0500	1.4	23	0300	2.0
20	0200	1.7		1800	1.6		1600	.4		2000	.8		1700	.4		2100	-1.2		2200	-1.0	22	0100	-.2		1800	-.3		0900	.7		1200	.4		0900	1.3
	0700	.7	23	1000	-1.4		2200	e.9	25	0200	-.3		2200	-.1	19	0500	.2	21	0800	1.1		1000	1.4	26	0300	2.0		1500	-.7		2100	1.9		1200	1.4
	1400	1.8		1900	1.5	27	0400	.3		1700	1.1	19	0500	.8		1100	-.5		2400	-1.0	23	0100	-.2		1800	-.4		2200	.8	20	0300	1.9		2000	-.2
	2000	1.0	24	1100	-1.5		1400	e1.4	26	0300	-.1		1200	.0		1700	.4	22	1000	1.1		1000	1.2	27	0300	2.1	23	1600	-1.1		1500	-.2	24	0300	1.2
21	0200	1.5		2100	1.2	28	0600	-1.2		1400	1.6		1800	1.0		2100	-.4		2400	-.8	24	0100	-.1		1900	-.9	24	0200	.8		2400	1.8		0900	.7
	0900	.1	25	1200	-.6		1500	.4	27	0500	-.1		2100	.4	20	0400	1.1	23	1200	1.0		1000	1.1	28	0400	2.1		1700	-1.3	21	1400	-.6		1400	1.3
	1500	1.5		2200	1.9		1800	-.4		1500	1.5	20	0700	1.8		1100	.0	24	0200	-.8	25	0300	-.2		1900	-1.0	25	0300	1.2	22	0100	1.8		2000	.0
	2000	.8	26	1500	.3		2100	-.1	28	0700	-.3		1400	1.2		1700	.1		1100	1.2		1100	.9	29	0500	2.2		1800	-1.6		1600	-.8	25	0400	1.2
22	0100	1.0		2300	2.0	29	0600	-1.2		1500	1.6		1700	1.6		2200	-1.2	25	0400	.2		1700	.1		2000	-1.2	26	0400	1.3	23	0200	1.8		0900	.5
	0700	-.3	27	0600	e1.1		1600	1.1	29	0600	-.5		2400	.9	21	0700	.7		1200	1.6		2300	.6	30	0600	2.1		2000	-1.7		1800	-1.1		1500	1.5
	1600	2.1		1000	1.3		2300	.9		1600	1.8	21	1000	1.9		1600	.3	26	0500	.5	26	0300	.3		2100	-1.3	27	0600	1.4	24	0300	1.8		2200	.4
23	0100	1.2		1800	.0	30	0700	-.4	30	0800	-.5		1200	1.4		2300	-.8		1200	1.9		1100	.8					2000	-1.8		1900	-1.0	26	0300	1.1
	0800	-.5		2200	1.1		1600	1.4		1600	1.5		1700	1.6	22	0900	1.1		1900	1.1		1900	.0				28	0500	1.2	25	0300	1.8		0900	.2
	1700	2.2	28	0500	-.6	31	0900	-1.4	31	0700	-.5		2400	-.3		2300	.1		2300	1.3	27	0200	1.0					2100	-1.6		1900	-.6		1700	1.8
24	0900	-1.1		1300	-.1		1700	.8		1600	1.5	22	1000	.9	23	0800	2.4	27	0500	.9		0500	.4				29	0700	1.0	26	0500	2.0		2400	1.0
	2000	1.8		1600	-.5							23	0200	-.9	24	0300	-.1		1200	1.8		1000	.7					2200	-1.6		1400	1.6	27	0400	1.4
25	1000	-1.1		2200	.3								1200	1.5		0900	.9		2100	.7		1900	-.4				30	0700	1.1		2000	-.3		0900	.2
	1900	1.5	29	0500	-.2							24	0300	-.2	25	0100	-1.8		2300	1.1	28	0300	.9					1300	.4	27	0400	2.1		1800	2.1
26	1000	-1.1		1300	1.2								1300	1.2		1000	.4	28	0800	.0		0900	.4					1700	.5		1100	1.4	28	1000	-.4
	2100	1.6		1900	.6							25	0400	-.5	26	0200	-1.4		1300	.9		1200	.7					2200	-1.1		1400	2.0		2000	1.8
27	1300	-1.0		2300	1.2								1300	1.4		1300	.8		2000	-.1		1900	-.7				31	0600	.9		2100	.2	29	1200	-.2
	2200	1.3	30	0800	.2							26	0400	-.5	27	0400	-1.1	29	0100	1.1	29	0500	1.3					1100	.4	28	0500	2.2		2200	1.9
28	1300	-.7		1600	2.6								1500	1.5		1300	.4		0700	.4		2000	-.6					1600	.8		1100	1.4	30	1300	-.1
	2300	1.1		2000	-.7							27	0600	-.2	28	0500	-1.2		1300	1.2	30	0500	2.0					2300	-.6		1700	2.1		2200	2.2
29	1600	-.8		2300	2.2								1500	1.7		1400	.7		2100	.2		2000	-1.0								2300	.7			
	2400	1.1										28	0700	-.9		2300	.1	30	0300	1.4	31	0500	2.0							29	0400	1.9			
30	1700	-.4											1700	1.5	29	0700	-.7		0800	.7		2100	-1.2								0900	.9			
31	0100	.9														1500	.7		1400	1.4											1800	2.3			
	0700	.3														2000	.1		2000	.1											2300	1.2			
	1100	.7														2400	.3														0500	2.0			
	1900	.0													30	0700	-.9														1000	.9			
																1500	.6														1900	2.2			
																2000	-.1														0200	1.5			
															31	0100	.4																		
																0800	-.5														0700	1.6			
																1500	.6														1200	.5			
																2200	.2														1800	1.8			

Table 10A.--L1, Tres Palacios Bay at Palacios, Tex.

LOCATION.-- Lat 28°41'51" long 96°13'37", in turning basin at southwest edge of Palacios, Matagorda Co.

RECORDS AVAILABLE.-- April 1967 through September 1969.

GAGE.-- Water-stage recorder. Datum of gage is mean sea level (levels by U. S. Army Corps of Engineers).

EXTREMES.-- 1968 water year: maximum and minimum elevations not determined.
1969 water year: maximum elevation 3.5 feet, Feb. 14; minimum -2.3 feet, Dec. 31.

REMARKS.-- Gage operated by U. S. Army Corps of Engineers; records since August 1967 computed by U. S. Geological Survey.

Water stage, in feet, above or below (-) mean sea level; Time is Central Standard; Water Year October 1966 to September 1967.

October			November			December			January			February			March			April			May			June			July			August			September		
Day	Time	Stage	Day	Time	Stage	Day	Time	Stage	Day	Time	Stage	Day	Time	Stage	Day	Time	Stage	Day	Time	Stage	Day	Time	Stage	Day	Time	Stage	Day	Time	Stage	Day	Time	Stage	Day	Time	Stage
																														1	0700	1.4	1	0800	0.8
																															2100	.3		2200	-.1
																														2	0800	1.4	2	1100	1.3
																															2200	.3		2300	.1
																														3	0900	1.3	3	1100	1.4
																															2300	.2	4	0100	.5
																														4	1000	1.2		1100	1.4
																															2400	.1	5	0200	.6
																														5	1300	1.2		0800	1.5
																														6	0100	.2		1400	1.0
																															1400	1.2		1800	1.3
																														7	0200	.3	6	0100	.8
																															1400	1.2		0700	1.2
																														8	0200	.4		1300	1.0
																															1300	1.1		1900	1.3
																															1500	.9	7	1400	.3
																															1700	1.1		2300	1.0
																														9	0200	.6	8	1500	-.2
																															0900	.9	9	0300	.9
																															1600	.6		1600	-.1
																															2000	.8	10	0700	.9
																														10	0400	.5		1700	.0
																															0700	.8	11	0700	1.1
																															1600	.5		2000	.0
																															2300	1.0	12	0700	1.0
																														11	0600	.6		2000	.0
																															0900	1.0	13	0900	1.3
																															1700	.1		2100	.3
																															2300	.7	14	1000	1.5
																														12	0600	.4		2200	.5
																															1000	.8	15	1100	1.7
																															1700	.1		2300	.9
																														13	0400	1.1	16	1100	1.7
																															1900	.1		2300	.9
																														14	0700	1.2	17	0900	1.5
																															1800	.1		1600	1.6
																														15	0900	1.5	18	0100	1.1
																															2200	.5		1800	1.9
																														16	0700	1.4	19	0200	1.6
																															2200	.2		0800	2.1
																														17	1000	1.6		1300	1.7
																															2300	.2		1900	2.9
																														18	1000	1.5		2300	2.4
																															2300	.2	20	1600	4.2
																														19	0900	1.5		1900	5.6
																															2400	.2		2200	4.8
																														20	1600	1.4	21	1400	3.7
																														21	0200	.5	22	1800	1.6
																															1800	1.2	23	0100	2.1
																														22	0300	.5		1700	1.2
																															1300	1.3	24	0100	1.9
																														23	0200	.5		1500	.9
																															1000	.8	25	0400	1.9
																															1100	1.7		1800	.9
																															1600	.8	26	0300	1.9
																															2300	1.2		1700	.8
																														24	0200	.8	27	0400	2.0
																															1400	.5		1800	-.3
																														25	0800	1.1	28	0900	.8
																															1600	.3		2000	.1
																														26	0400	1.2	29	a	a
																															1800	.5	30	a	a
																														27	0400	1.2			
																															1900	.4			
																														28	0600	1.2			
																															2000	.2			
																														29	0400	1.0			
																															2000	.0			
																														30	0800	.9			
																															2200	.0			
																														31	0800	1.0			
																															2200	-.1			

Table 10A.--L1, Tres Palacios Bay at Palacios, Tex.-Continued

Water stage, in feet, above or below (-) mean sea level; Time is Central Standard; Water Year October 1967 to September 1968.

October			November			December			January			February			March			April			May			June			July			August			September		
Day	Time	Stage	Day	Time	Stage	Day	Time	Stage	Day	Time	Stage	Day	Time	Stage	Day	Time	Stage	Day	Time	Stage	Day	Time	Stage	Day	Time	Stage	Day	Time	Stage	Day	Time	Stage	Day	Time	Stage
1	a	a	1	a	a	1	1300	0.1	1	a	a	1	0500	1.4	1		c	1	0300	0.1	1	0300	0.1	1	0100	0.6	1	0400	0.5	1	0200	0.9	1	0700	1.6
2	a	a	2	a	a		2400	1.8	2	a	a		1300	.7	2	0900	0.3		1200	.9		1400	1.2		1800	1.3		1200	1.2		1700	.1		2100	.4
3	e1900	1.6	3	a	a	2	1600	-.5	3	a	a		2000	1.0		2000	.3	2	0200	.1	2	0300	.2	2	0400	.2	2	0500	.5	2	0700	1.1	2	0600	1.5
e4	e0300	1.3	4	a	a	3	0100	.9	4	a	a		2400	.1	3	1000	-1.3		1400	1.4		1500	1.3		1500	1.2		1400	.9		2000	.0		2100	.4
	e0600	1.6	5	a	a		1200	-.6	5	a	a	2	0100	.4		2000	-.4	3	0100	.8	3	0300	.2	3	0200	.3		2200	.4	3	0800	1.2	3	1400	2.1
	e1300	1.1	6	a	a	4	0200	.9	6	a	a		0400	-.3	4	0300	-1.0		0200	1.7		1400	1.1		1300	1.2	3	1100	.9		2000	-.1		2200	.9
	e2100	1.7	7	a	a		1100	-.1	7	a	a	3	a	a		2000	.2		0500	.9	4	0500	-.5	4	0100	.7		1700	.3	4	0900	1.2	4	1200	2.1
e5	e1500	.7	8	a	a	5	0100	1.3	8	a	a	4	a	a	5	0500	-.4		1700	2.0		1700	.8		0200	1.5	4	0300	.9		2100	-.1		2400	.7
e6	e0100	1.5	9	a	a		1200	.2	9	a	a	5	a	a		2000	.7	4	0600	.8	5	0500	-.2		0400	.5		0500	.7	5	1100	1.4	5	0600	1.6
	e0600	1.5	10	a	a	6	a	a	10	a	a	6	a	a	6	0600	-.1		0900	1.0		1700	.9		0600	1.0		1200	1.1		2400	.1		2300	.2
	e1600	.5	11	a	a	7	a	a	11	a	a	7	a	a		1700	1.0		1000	-.1	6	0400	.5		1000	.7		2000	.6	6	1200	1.5	6	1600	1.6
e7	e0400	1.9	12	a	a	8	a	a	12	a	a	8	a	a	7	0700	-.2		1900	.2		1500	1.5		1200	1.2	5	0500	1.4		2300	.1	7	0100	.8
	e1700	.6	13	a	a	9	a	a	13	a	a	9	a	a		1800	.7	5	0400	-.6	7	0600	.9		2000	.5		2100	.4	7	1300	1.5		1700	1.6
e8	e0200	1.7	14	a	a	10	a	a	14	a	a	10	a	a	8	0800	-.3		1800	.8		1400	1.5	5	0200	.7	6	0700	1.5	8	0200	.2	8	0200	1.1
	e1700	-.3	15	a	a	11	a	a	15	a	a	11	a	a		2000	6.8	6	0700	-.2		2100	.9		0800	.5		2100	.2		1500	1.5		0600	1.4
e9	e0600	1.2	16	a	a	12	a	a	16	a	a	12	a	a	9	0900	-.1		2000	1.0	8	0100	1.3		1300	1.0	7	0900	1.3	9	0200	.4		1300	1.1
	e1900	.1	17	a	a	13	a	a	17	0400	0.7	13	a	a		2000	1.1	7	0900	.4		0900	.7		2100	.5		2300	.1		1400	1.4		1900	1.5
e10	e0600	1.3	18	a	a	14	a	a		1500	-.5	14	a	a	10	1100	.0		1600	1.2		1500	1.2	6	0400	1.1	8	1000	1.4	10	0300	.4	9	0300	1.0
	e2000	.0	19	a	a	15	a	a	18	0600	1.1	16	a	a	11	0100	1.2	8	0800	.3		2100	.7		2100	.3		2300	.1		1700	1.2		0700	1.1
e11	e0700	1.1	20	a	a	16	a	a		1500	.1	16	a	a		1000	.0		1800	1.1	9	0300	1.1	7	0700	1.2	9	1000	1.5	11	0300	.6		1400	.5
	e2100	-.1	21	1500	0.5	17	a	a		2200	1.3	17	a	a		1700	.9	9	0200	.8		0900	.8		2200	.1		2400	-.1		1200	1.1		2100	1.4
e12	e1000	1.1	22	0300	1.6	18	a	a	19	1500	-.1	18	a	a	12	1500	-2.2		0900	-.8		1600	1.4	8	0900	1.3	10	1300	1.3		1500	.9	10	1200	.2
	e2200	.3		1700	.1	19	a	a	20	0100	.8	19	a	a		2200	-1.6		2000	1.0		2000	.7		2200	.0	11	0100	.0		1900	1.0	11	0100	1.1
e13	e1000	1.3	23	0600	1.6	20	a	a		0400	.4	20	a	a	13	0400	-1.6	10	0200	.5	10	0800	2.0	9	0900	1.4		1100	1.3	12	0200	.7		1500	.5
	e2300	.5		1700	.4	21	a	a		0700	1.0	21	a	a		1100	-2.0		0500	.7		2400	.4		2300	.0	12	0300	.0		0800	1.0	12	0400	1.4
e14	e1400	1.8	24	0400	1.5	22	a	a		1200	.3	22	0600	-1.1	14	0500	.3		1300	-.3	11	0800	1.9	10	1000	1.6		1300	1.6		1500	.7		1400	.6
	e2200	1.1		1700	.4	23	a	a		2300	.9		2000	.8		1200	-.1		2100	.5		1400	1.6	11	0100	.0	13	0100	.4	13	0800	1.3	13	0500	1.7
e15	e1300	1.8	25	0600	1.2	24	a	a	21	0600	.7	23	1000	-1.0		1800	.4		2400	.3		1700	.0		1000	1.3		1400	1.5		1800	.6		1700	.7
e16	e1100	-.4		1900	.6	25	a	a		1100	1.2		1900	.3	15	0100	.4	11	0300	.5		2000	.8	12	0200	-.1	14	0300	.7	14	0400	1.4	14	0500	1.7
	e2000	.3	26	0400	1.2	26	a	a		1700	.9	24	1000	-.8		0700	.8		1100	-.1		2300	.4		1300	1.1		1200	1.4		1700	.6		1900	.9
e17	e0200	-.3		2000	.4	27	a	a		2200	1.2		2400	.6		1500	.4		1600	.3	12	0700	2.0	13	0200	-.5	15	0400	.9	15	0600	1.6	15	0700	2.7
	e0700	.2	27	0200	.7	28	a	a	22	0800	.7	25	1100	-.5		1900	.6		2300	.2		2400	.7		1300	.8		1100	1.2		1700	.7		2000	.9
	e1100	-.1		1000	-.2	29	a	a		1400	1.1		2400	.6	16	0200	.2	12	0700	1.2	13	0900	2.0	14	0200	-.4		1800	.9	16	0700	1.6	16	0600	1.8
	e1900	.4		1700	.6	30	a	a		2200	1.0	26	1200	-.6		0800	.5		1100	.9	14	0200	.6		1400	1.0	16	0200	1.3		1900	.4		2400	.5
e18	e1000	-.6		2100	.0	31	a	a	23	1200	-.4		2300	.4	17	0200	-.4		1700	1.2		1200	1.9	15	0300	-.1		1200	1.4	17	0500	1.5	17	0800	1.9
	e2200	.4	28	0500	.8					1600	.0	27	1200	-.7		1700	.7	13	0100	.6	15	0100	.4		1500	.9		1800	.8		1900	.1		2100	-.1
e19	a	a		1000	.4					2200	.0	28	0400	.8	18	0300	.0		0900	1.3		1300	2.1	16	0400	.0	17	0500	1.4	18	0900	1.5	18	1000	1.3
e20	a	a		2000	1.1				24	0900	-.9		1600	-.5		1300	1.3	14	0200	.2	16	0300	.4		1400	.7		2000	.6		2200	.3		2200	.3
e21	a	a		2200	.9					1900	.7	29	0300	-.7	19	0400	.3		1100	1.0		1400	1.6	17	0600	.1	18	0400	1.4	19	0900	1.6	19	1100	1.5
e22	a	a	29	0400	1.2				25	1000	-.4		0600	-.2		1400	1.3	15	0200	-.3	17	0400	.5		1200	.8		2100	.3		2100	.2		2300	.5
e23	a	a		1000	.7					2300	1.0		1500	-1.7	20	0400	.3		1500	.8		1400	1.6		1600	.2	19	0600	1.2	20	0900	1.4	20	1100	1.5
e24	a	a		2100	2.2				26	1000	-.1					1600	1.5	16	0400	-.1	18	0500	-.4		2300	.4		2200	.2		2200	.3		2300	.6
e25	a	a	30	1200	.3					2100	1.0				21	0800	-1.3		1500	1.4		1800	1.1	18	0400	.2	20	0600	1.4	21	0800	1.2	21	0900	1.3
e26	a	a		2200	1.4				27	1100	-.1					1600	-.2	17	0500	.3	19	0700	-.1		1200	.6		2100	.1		2300	.1		1700	1.4
e27	e1800	.2								2400	1.2				22	0800	-1.1		1400	1.4		1600	.7		2000	.2	21	0900	1.5	22	1000	1.1		2400	.9
e28	e1100	1.2							28	1200	.0					2100	.6	18	0500	.0	20	0700	-.5	19	0400	.7		2300	.2		2300	.1	22	1700	2.0
	e1900	.7								2400	1.3				23	0900	-1.2		1600	1.2		1600	.8		1100	.7	22	0800	1.3	23	1500	1.2	23	0200	1.6
e29	e0600	2.0							29	1200	.0					2300	.0	19	0600	.2		2000	.7		2100	.1		2100	.1		2400	.3		0600	1.8
	e1300	2.0							30	0300	1.1				24	0900	-.9		1700	1.5		2400	.9	20	0400	1.1	23	1000	1.3	24	0900	1.3		1300	1.3
	e1900	1.6								1400	.1					2400	.4	20	0900	.2	21	0700	.5		2000	.1		2300	.2	25	0200	.3		2000	1.9
e30	e0200	2.3							31	0200	1.1				25	1100	-.3		1800	1.2		1400	.8	21	0600	1.3	24	1100	1.3		1100	1.1	24	0600	1.8
	e0400	.8								1400	.2					1900	.4	21	0700	.2		2000	.5		2100	.0		2400	.2		1500	.7		1400	1.1
	e0800	1.4													26	0200	.5		1800	1.2	22	0400	1.3	22	0900	1.8	25	1100	1.5		1700	1.1		2200	1.8
	e2200	.3														1200	-.2	22	1000	.5		2000	.6		2300	.0	26	0100	.2	26	0200	.5	25	1500	.4
e31	a	a														1600	.2		1400	1.1	23	0600	1.5	23	2100	3.0		1200	1.3		2200	1.2	26	0100	1.3
															27	0400	.7		2300	.9		2100	.3	24	0900	3.1	27	0100	.3	27	0500	.7		1400	.1
																1200	.1	23	0400	1.2	24	0800	1.3		2300	1.3		1000	1.4		0700	.9	27	0500	1.3
																1900	.5		1300	-.5		2300	.4	25	0900	2.3	28	0200	.4		1500	.4		1600	.3
																2300	.3		1600	-.3	25	0800	1.3	26	0100	.8		1200	1.1	28	0100	1.3	28	0500	1.6
															28	0600	.7		2300	-.5		2300	.5		0800	1.7	29	0300	.4		1600	.6		1800	.4
																1300	.3	24	0300	.0	26	1100	1.6	27	0200	.0		1100	1.0	29	0200	1.6	29	0500	1.6
																1700	.5		1300	-.1		2400	.2		1300	1.5	30	0300	.5		1700	.6		1900	.4
																2400	.2		1800	.4	27	0900	1.4	28	0100	.5		0800	1.0	30	0600	1.7	30	0500	1.4
															29	0800	.7		2300	.3	28	0100	-.4		1300	1.8		1700	.6		1800	.8		2100	.2
																1400	.4	25	0800	.7		1400	1.0	29	0100	.7	31	0700	1.2	31	0600	1.9			
																1700	.5		1200	.5	29	0100	-.2		1200	1.9		1800	.4		2100	.5			
															30	0100	.1		1600	.8		1400	1.1	30	0300	1.0										
																1000	.9		2200	.5	30	0300	.2		1000	1.7									
															31	0200	.2	26	0800	1.2		1300	1.2												
																1500	1.2		2400	.3	31	0300	.2												
																		27	1000	1.2		1300	1.3												
																			2400	.1															
																		28	1100	1.1															
																			2200	-.4															
																		29	0600	.5															
																		30	0200	-.6															
																			1600	.9															

Table 10A.--L1, Tres Palacios Bay at Palacios, Tex.-Continued

Water stage, in feet, above or below (-) mean sea level; Time is Central Standard; Water Year October 1968 to September 1969.

October			November			December			January			February			March			April			May			June			July			August			September		
Day	Time	Stage	Day	Time	Stage	Day	Time	Stage	Day	Time	Stage	Day	Time	Stage	Day	Time	Stage	Day	Time	Stage	Day	Time	Stage	Day	Time	Stage	Day	Time	Stage	Day	Time	Stage	Day	Time	Stage
1	0800	1.2	1	0400	0.9	1	0100	1.4	1	0200	-0.4	1	1100	0.2	1	1100	-0.4	1	0500	0.9	1	0500	1.6	1	0100	0.4	1	0200	0.0	1	0400	-0.1	1	1700	0.5
	2100	.3		1000	.6		1100	.4		1200	-1.3	2	0100	1.4	2	0200	1.0		1300	.5		0800	1.4		1300	1.9		1500	1.4		1900	.8	2	0300	1.4
2	1100	1.5		1600	.9		2000	1.2		2400	.5		1400	.2		1000	.0		1700	.8		1000	1.6	2	0200	.1	2	0300	.2	2	0500	.4		1800	.3
	2200	.5		2200	.7	2	1200	-.1	2	1200	-.3		2200	1.0		1800	1.3		2400	.5	2	0100	.0		1400	1.2		1500	1.4		1000	.6	3	0600	1.3
3	0600	1.3	2	0300	.9		2300	1.2	3	0200	1.3	3	1100	-1.0		2000	.7	2	0600	.9		1000	1.6	3	0400	-.3	3	0400	.3		1700	.4		1800	.3
	1400	1.2	3	a	a	3	1400	-1.7		1300	-.1	4	0300	.5	3	0200	1.5		2400	.1		2400	.2		1500	1.4		1800	1.3		2400	.9	4	0600	1.3
4	0100	.2	4	a	a		2400	.1		1800	.4		1300	-.1		1600	-.1	3	0800	.8	3	1000	1.5	4	0300	.3	4	0400	.5	3	1500	.3		1900	.3
	0800	.6	5	a	a	4	1200	-.8	4	1200	-1.3	5	0600	1.1		1900	.3	4	0100	.1		2400	.3		1400	1.5		1100	1.1	4	0400	.9	5	0800	1.5
	1100	.3	6	a	a	5	0200	.4	5	0300	.5		1400	.5	4	0400	.3		1400	1.3	4	1300	2.0	5	0500	.1	5	0400	.6		1800	.2		2100	.4
	1800	.9	7	a	a		1300	-.6		1300	-.3		2200	1.2		1300	-.3	5	0300	.2	5	0200	.6		1600	1.1		1200	1.0	5	0700	e1.1	6	0800	1.4
	2200	.6	8	a	a	6	0300	.7	6	0200	.9	6	1500	.3	5	0700	1.4		1200	1.2		1300	2.2	6	0600	.3		1800	.7		2000	.1		2100	.5
5	0700	2.2	9	a	a		1400	-.4		1500	-.3		2000	.6		1400	1.1	6	0300	-.6	6	0300	.8		1700	1.2	6	0200	1.2	6	0900	1.3	7	0800	1.4
	0900	1.3	10	a	a	7	0100	.6	7	0300	.7	7	0500	.1		2000	1.5		1600	.9		1700	2.2	7	0700	.6		1100	1.2		2100	.0		2200	.4
	1900	1.9	11	a	a		1200	-1.5		1600	-.4		1000	.5	6	0500	.6	7	0300	-.2	7	0400	.9		1400	1.1		1900	.5	7	0800	1.3	8	0800	1.2
	2300	1.7	12	a	a		2300	.0	8	0200	.6		1600	.2		0900	1.2		1800	1.1		1400	2.0		2100	.8	7	0500	1.4		2200	.0		2400	.2
6	0400	1.9	13	a	a	8	1000	-.5		1500	-.1		2300	.5		1300	.9	8	0600	.2	8	0600	.7	8	0400	1.1		0700	1.2	8	0900	1.1	9	1300	1.1
	1200	.9	14	a	a	9	0600	.9		2300	.7	8	0500	.0		2000	1.1		1700	1.4		1300	1.5		0900	.9		0900	1.4		2300	.1		2400	.3
	1900	1.4	15	a	a		1600	.0	9	1600	-1.6		0700	.4	7	0200	.5	9	0700	.3		2300	.9		1400	1.1		2000	.3	9	1000	1.0	10	1600	1.0
7	1100	.6	16	a	a	10	0300	1.0		2300	-.6		1700	-.2		1800	1.4		1800	1.4	9	0800	-.5		2100	.7	8	0700	1.3		2400	.1		2300	.5
	2300	1.6	17	a	a		1700	.0	10	0400	-.7		2000	.0	8	0300	.9	10	0800	.2		2100	.9	9	0600	1.2		2200	.2	10	1300	1.0	11	0900	1.0
8	0900	1.2	18	a	a	11	0200	.9		2300	.8	9	0700	-1.0		0700	1.5		1700	1.3	10	0900	.2		2200	.3	9	0800	1.3		2300	.1	12	0100	.3
	1200	.9	19	2400	.6		1600	.4	11	0600	.0		2100	.6	9	0600	-1.2	11	1200	-.7		1700	.9	10	0800	1.2		2100	.1	11	1000	.9		2000	1.0
	2400	1.9	20	1300	-.5	12	0200	1.4		2000	.8	10	0700	-.1		1700	.4		1700	.8		2000	.8		2300	.2	10	0700	1.2	12	0200	.0	13	1300	e.5
9	1400	.8		2400	.7		1800	.8	12	0800	.0		2000	1.0	10	0500	-1.1	12	0100	1.5	11	0300	1.1	11	0800	1.5		2200	.2		0900	.9	14	0800	1.4
	1700	1.3	21	1300	-.6		2300	1.1		2300	1.0	11	0900	-.1		2000	e.6		0900	.8		0900	.5		2300	.4	11	1200	1.6		1500	.9		1500	.8
	2000	.4	22	0200	.8	13	0700	.4	13	0800	.1		2100	1.1	11	0700	e-.3		1300	2.4		1500	1.0	12	1100	1.6		2200	.0		2300	.1	15	0600	1.5
	2100	1.7		1500	-.5		1400	.6		1800	1.0	12	1000	-.3		2200	e.7		2200	1.6		2300	.4		2400	.2	12	1100	1.3	13	1500	.9		1800	.8
10	1400	.4	23	0400	1.1	14	1100	-.5	14	1000	-.1		2300	.9	12	a	a	13	0100	1.9	12	0400	.9	13	1000	1.5		2400	.1	14	0200	.2	16	0600	1.5
11	0400	1.5		1600	-.2		2300	.1		2200	1.1	13	0800	-.4		2300	e1.2		1100	.6		1900	.2	14	0100	.3	13	1000	1.1		1100	.8		1700	.6
	1400	.5	24	0400	1.0	15	1000	-.8	15	1000	.0	14	0700	3.2	13	1000	e-.2		1400	.8	13	1400	1.6		1200	1.4	14	0100	-.2		1800	.8	17	0500	1.5
12	0400	1.7		1600	-.6	16	0100	.6		2200	1.4		0900	1.8		2400	e.9		2400	.3		2100	.2	15	0100	.1		1400	1.0	15	0200	.2		1800	e.2
	1700	.7	25	0700	.6		1000	.0	16	1000	.0		1900	3.5	14	a	a	14	0400	.5	14	0700	1.3		1100	1.1	15	0100	-.1		0800	.8	18	0600	1.2
13	0400	1.8		1700	-.1		2300	1.3		2400	1.4	15	1200	1.0	15	0200	e1.6		1200	.1	15	0100	.1	16	0200	-.4		1300	.9		1800	1.0		2000	.4
	1700	.7	26	1200	1.7	17	1200	.2	17	1300	.0		1900	1.1		1300	e.8		1800	.5		1100	1.4		1400	1.4		1700	.8	16	0200	.6	19	0600	1.6
14	0600	1.9		1900	1.2		2300	1.4	18	0300	1.5	16	1300	-.5		1700	1.3		2300	.4		2400	.1	17	0300	.3		2200	-.5		0800	.9		2100	.6
	1900	.9	27	0200	1.9	18	1300	.1		1300	.2	17	0300	.7		2000	1.0	15	0700	1.0	16	1100	1.4		1500	1.6	16	0100	.0		1500	.6	20	0700	1.6
15	0500	2.0		1900	.3		2100	1.3	19	0200	1.3		1400	-.2	16	0300	1.6		1200	.7		2300	.2	18	0200	.5		0200	-.5		2100	1.0		2200	.5
	1900	1.0		2200	.6	19	1200	-.5		1600	-.1		2000	.6		1200	.5		1800	.8	17	1300	1.7		1400	1.5		1000	.8	17	0300	.8	21	1100	1.5
16	0900	2.4	28	0500	-.3	20	0100	1.2	20	0400	1.0	18	0600	.3		2000	1.2		2300	.4	18	0100	.1		2400	.6		1500	.7		0700	1.0		2200	.6
	2100	1.4		0800	.3		1400	-.3		1500	.0		1500	-.4	17	0500	1.1	16	1000	1.4		1400	1.3	19	1300	1.4		1600	.9		1400	.7	22	1200	1.8
17	0400	2.0		2000	-.4	21	0500	1.6	21	0600	1.0		1800	.1		1300	.6		2300	.6	19	0300	.1	20	0300	.5	17	0300	-.1		2200	1.3		2400	.8
	2100	.5		2400	-.3		1500	.4		1600	.3	19	0600	.4		1900	1.3	17	0900	1.9		1500	1.2		1300	1.4		1500	.9	18	0700	1.5	23	1000	1.8
18	0300	.9	29	1000	-.7	22	0200	1.6	22	0600	1.1		1600	-.1	18	0200	1.1	18	0300	.3	20	0400	.2	21	0500	.6	18	0400	.0		1600	.5	24	0200	.6
	1000	.9	30	0300	.7		1500	-.5		1600	.3	20	0900	1.8		0500	1.4		1000	1.0		1300	1.1		1400	1.1		1100	.6	19	0500	1.3		1800	1.1
	1600	1.6		1000	.2		2300	.3	23	0200	1.2	21	0200	1.0	19	0300	-.4	19	0300	-.5	21	0400	.0	22	0100	.7	19	0300	.1		1600	.5	25	0300	.6
	2300	1.2		1800	1.2	23	1600	-1.3		0500	.5		1400	2.1		0900	-.1		1200	.7		1600	1.2		1300	1.6		1200	.5	20	0700	1.8		2000	1.1
19	0300	1.5		2100	.5	24	0700	.0		1900	.2	22	0400	.3		1400	-.2	20	0200	-.3	22	0500	.2		2000	.9		2000	.2		1800	.6	26	1400	.5
	1200	1.2					1700	-.7		2100	.5		1300	.9		2200	.1		1600	.8		1600	1.1	23	0200	1.4	20	1000	.7	21	0500	1.5	27	0200	e1.1
	1600	1.5				25	0600	.4	24	1000	-1.6	23	0700	-.3	20	0100	.0	21	0400	-.2	23	0600	.1		0400	1.1		1800	.3		1900	.2		1300	.4
	2200	1.2					1700	.0	25	0100	.1		1800	1.1		1000	.8		1600	.9		1700	.9		1100	1.3	21	0800	.8	22	0700	1.4	28	0300	e1.5
20	0500	1.6				26	0100	.7		0500	-.5	24	0700	.3	21	0300	-.5	22	0400	-.3	24	0600	.1		1900	.7		1600	.0		2100	.0		1600	.5
	1100	1.1					0700	.6		2000	.7		1700	1.0		1500	.4		1700	.8		1500	.9	24	0300	1.2	22	0400	.9	23	0900	1.2	29	0300	1.4
	1800	1.6					1300	.9	26	0700	.0	25	0800	-.1	22	0400	-.4	23	0600	-.1	25	0700	.1		1200	1.3		1800	.2		2100	-.2		1600	.3
	2200	1.3					2400	1.0		2300	1.3		1900	1.0		1800	.7		1800	.8		1500	.7		2000	.7	23	0400	1.0	24	1100	1.1	30	0500	1.4
21	0300	1.5				27	0700	.7	27	0900	.5	26	0900	.0	23	0300	.2	24	0700	-.4		2200	.4	25	0700	1.7		2000	-.3		2300	-.2		1700	.5
	1200	.7					1500	1.4		1900	1.3		2100	1.1		1500	2.3		1700	.6	26	1400	.7		2100	.7	24	0700	.9	25	1300	1.4			
	2000	1.4				28	1000	-.5	28	1000	.2	27	0900	.3	24	0400	.8	25	0700	.4		2200	.2	26	0700	1.8		2100	-.4	26	0100	.1			
22	1200	.3					1800	.3		2200	1.2		1800	1.4		0600	1.0		1700	1.4	27	0400	.7		2100	.6	25	0900	.8		1400	1.5			
	2300	1.4				29	1000	-.7	29	1000	.2	28	1000	-.8	25	0500	-1.1	26	0700	1.0		0900	.5	27	0900	1.8		2200	-.5		2300	.2			
23	1300	.2				30	0200	.8		2200	1.4		2200	.7		1700	-.2		1600	1.8		1300	.6		2300	.2	26	1000	.9	27	0600	1.3			
24	0100	1.6					1000	.1	30	1400	-.3				26	0500	-1.2	27	0700	1.2		2200	.0	28	1100	1.6		2400	-.4		1700	1.6			
	1600	-.5					2100	1.0		2400	1.0					2200	.5		1700	1.7	28	0800	.7		2400	.0	27	1000	1.0	28	0200	.7			
25	0200	1.0				31	1200	-2.3	31	1200	.2				27	0900	-.4	28	1000	.0		2300	-.2	29	1200	1.7		2400	-.4		1000	1.7			
	1600	-.1								2300	1.2					1900	.5		1500	.5	29	1000	.8	30	0100	.1	28	1400	.9		1400	1.5			
26	0400	1.2													28	0800	-.4		2400	.2		2300	-.1		1300	1.6		2400	-.2		1900	2.1			
	1700	-.1														1800	.5	29	1500	.7	30	1200	1.3				29	1000	.7	29	0200	1.1			
27	0500	1.2													29	0900	-.3		2300	.3	31	0100	.1					1600	.8		0800	1.4			
	1800	-.1														1900	.5	30	1500	1.2		1300	1.6				30	0200	-.3		1300	.9			
28	0200	.8													30	1000	-.5		2100	.2								1500	.8		1800	1.8			
	1900	-.1														1800	.2										31	0300	-.2	30	0400	1.3			
29	0500	.9													31	0400	.4											1800	.7		0600	1.6			
	2000	-.2														1100	-.3													31	1500	1.1			
30	0600	.7																													0100	1.7			
	1800	.2																													1600	.9			
31	0500	.9																													2400	1.6			
	1300	.9																																	
	2000	.5																																	

Table 10B.--L2, Matagorda Bay near Palacios, Tex.

LOCATION.-- Lat 28°38'32" long 96°19'24", in harbor near Well Point at Texas Parks and Wildlife office, 7.6 miles southwest of Palacios, Calhoun Co.

RECORDS AVAILABLE.-- August 1968 through September 1969.

GAGE.-- Water-stage recorder. Datum of gage is mean sea level (levels by U. S. Army Corps of Engineers).

EXTREMES.-- 1969 water year: maximum elevation 3.7 feet, Feb. 14; minimum -1.3 feet, Dec. 31.

REMARKS.-- Gage operated by U. S. Army Corps of Engineers; records computed by U. S. Geological Survey.

Water stage, in feet, above or below (-) mean sea level; Time is Central Standard; Water Year October 1967 to September 1968.

October		November		December		January		February		March		April		May		June		July		August			September		
Day	Time	Stage	Day	Time	Stage	Day	Time	Stage	Day	Time	Stage	Day	Time	Stage	Day	Time	Stage	Day	Time	Stage	Day	Time	Stage	Day	Time	Stage
																					1	0200	1.2	1	0800	1.8
																						1800	.4		2200	.6
																					2	0700	1.3	2	0900	1.8
																						1900	.3		2200	.7
																					3	0600	1.4	3	1200	2.2
																						2000	.2		2300	1.1
																					4	0800	1.4	4	1100	2.1
																						2100	.2		2400	1.0
																					5	1000	1.7	5	0800	1.6
																						2200	.4		2400	.5
																					6	1100	1.7	6	1700	1.8
																						2400	.4	7	0200	1.1
																					7	1200	1.6		1800	1.8
																					8	0100	.4	8	0200	1.4
																						e1000	e1.6		0700	1.6
																					9	e0100	e.6		1200	1.4
																						e1100	e1.5		1800	1.6
																					10	e0100	e.7	9	0200	1.2
																						e1600	e1.4		1400	.8
																					11	e0200	e.8		2100	1.6
																						e1000	e1.2	10	1400	.5
																						e1400	e1.0	11	0300	1.3
																						e2000	e1.2		1400	.7
																					12	e0200	e.8	12	0400	1.6
																						e0800	e1.0		1500	.8
																						e1600	e.8	13	0600	2.0
																						e2200	e1.2		1700	1.0
																					13	e0500	e1.3	14	0500	1.9
																						e1400	e.9		1800	1.2
																					14	e0600	e1.6	15	0600	e2.6
																						e1800	e.9		2000	1.1
																					15	e0400	e1.6	16	0600	2.0
																						e1800	e.9		2300	1.0
																					16	e0600	e1.8	17	0800	2.0
																						e1600	e.8		2400	.3
																					17	0500	e1.5	18	1000	1.5
																						e1800	e.8		2300	.5
																					18	a	a	19	1200	1.6
																					19	a	a		2200	.8
																					20	a	a	20	1000	1.6
																					21	a	a		2300	.8
																					22	a	a	21	0800	1.6
																					23	a	a		1600	1.7
																					24	a	a		2200	1.2
																					25	a	a	22	0600	1.8
																					26	a	a		1800	2.3
																					27	1300	.7	23	0100	1.8
																					28	0300	1.5		0500	2.0
																						1600	.9		1300	1.6
																					29	0600	1.8		2000	2.2
																						1700	.9	24	0600	2.0
																					30	0700	1.9		1400	1.4
																						1900	.9		2100	2.0
																					31	0700	2.1	25	1500	.7
																						2100	.7		2400	1.5
																								26	1500	.4
																								27	0500	1.6
																									1600	.5
																								28	0400	1.9
																									1800	.7
																								29	0400	1.9
																									1900	.7
																								30	0500	1.6
																									2100	.4

Table 10B.--L2, Matagorda Bay near Palacios, Tex.-Continued

Water stage, in feet, above or below (-) mean sea level; Time is Central Standard; Water Year October 1968 to September 1969.

October			November			December			January			February			March			April			May			June			July			August			September		
Day	Time	Stage	Day	Time	Stage	Day	Time	Stage	Day	Time	Stage	Day	Time	Stage	Day	Time	Stage	Day	Time	Stage	Day	Time	Stage	Day	Time	Stage	Day	Time	Stage	Day	Time	Stage	Day	Time	Stage
1	0800	1.4	1	a	a	1	1000	0.6	1	1000	-1.0	1	1200	0.3	1	0900	-0.1	1	a	a	1	1000	1.8	1	1100	2.0	1	0200	0.3	1	a	a	1	1700	0.7
	2000	.5	2	a	a		1900	1.4		2400	.8	2	0100	1.5	2	0100	1.2	2	a	a		2300	.3	2	0200	.2		1600	.8	2	a	a	2	0400	1.5
2	1000	1.6	3	a	a	2	1200	.0	2	1100	.0		1200	.4		1200	.6	3	a	a	2	0800	1.8		1400	1.4	2	0300	.5	3	a	a		1800	.4
	2200	.8	4	a	a		2200	1.4	3	0100	1.5		2300	1.2	3	0300	1.7	4	a	a	3	0100	.5	3	0400	.0		1800	1.7	4	a	a	3	0600	1.5
3	0700	1.5	5	a	a	3	1300	-1.1		1200	.2	3	1100	.4		1500	.2	5	a	a		1000	1.8		1800	1.8	3	0400	.5	5	2000	0.3		1900	.6
	1500	1.4	6	a	a		2400	.2		2100	.7	4	0400	.8	4	0400	.5	6	a	a	4	0100	.6	4	0500	.6		1800	1.5	6	0800	1.6	4	0600	1.5
	2400	.5	7	a	a	4	1200	-.7	4	1200	-.8		1300	.2		1100	.0	7	a	a		1300	2.3		1600	1.7	4	0400	.7		2000	.3		2000	.5
4	1700	1.3	8	a	a	5	0200	.6	5	0300	.7	5	0600	1.3	5	0600	1.6	8	a	a	5	0300	.9	5	e0200	e.3		1300	1.2	7	0700	1.5	5	0800	1.7
	2300	1.0	9	a	a		1200	-.5		1400	-.2		1500	.7		1400	1.2	9	a	a		1300	2.4		1700	1.4	5	0500	.8		2200	.3		2100	.6
5	1800	2.1	10	a	a	6	0200	.9	6	0100	1.1		2100	1.3		1900	1.6	10	a	a	6	0300	1.1	6	e0600	e.5		1100	1.1	8	0800	1.2	6	0800	1.6
	2200	1.9	11	a	a		1400	-.2		1400	-.1	6	1500	.6	6	0400	.9	11	a	a		1200	2.6		1800	1.4		1800	.8		2200	.3		2200	.7
6	0500	2.0	12	a	a	7	0100	.8	7	0300	.9		1900	.7		0800	1.5	12	a	a	7	a	a	7	a	a	6	0500	1.4	9	1000	1.2	7	0900	1.6
	1200	1.4	13	a	a		1400	-.8		1500	-.2	7	0400	.3		1200	1.1	13	a	a	8	a	a	8	a	a		1800	.7		2300	.3		2300	.6
	1800	1.7	14	a	a	8	0300	.3	8	0100	.8		1100	.6		1800	1.3	14	a	a	9	a	a	9	a	a	7	0400	1.4	10	1100	1.1	8	0800	1.4
7	1200	.9	15	a	a		1400	-.3		1400	.1		1600	.4	7	0300	.7	15	a	a	10	a	a	10	e0300	e1.6		2000	.5		2400	.2		2400	.4
	2400	1.8	16	a	a	9	0500	1.1		2400	.8		2200	.5		1800	1.6	16	a	a	11	a	a		e2000	e.6	8	0500	1.4	11	1200	.9	9	1500	1.2
8	0900	1.6	17	a	a		1500	.2	9	1500	-1.1	8	0400	.2	8	0200	1.0	17	1100	2.1	12	2200	.5	11	e0900	e1.6		2000	.3		2400	.0		2300	.4
9	a	a	18	a	a	10	0300	1.2		2400	-.4		0800	.6		0700	1.6	18	0200	.5	13	1300	1.6		e2100	e.8	9	0800	1.4	12	1400	1.0	10	1500	1.3
10	a	a	19	2200	0.8		1600	.2	10	0500	-.5	9	0700	-.6	9	0500	-.7		1000	1.2		2300	.6	12	1100	1.8	10	a	a		2400	.2		2200	.7
11	a	a	20	1200	-.4	11	0300	1.1		2200	1.0		2000	.8		1700	.7	19	0200	-.4	14	0800	1.5		e2400	e.0	11	a	a	13	1500	1.1	11	0700	1.3
12	a	a		2400	.9		1400	.6	11	0800	.3	10	0700	.1	10	0500	-.6		1200	.9		2400	.4	13	1200	1.6	12	a	a	14	0200	.4		1200	1.2
13	a	a	21	1300	-.4	12	0300	1.6		2000	1.0		1900	1.3		1800	.8	20	0300	.0	15	1100	1.6		e2400	e.5	13	a	a		1600	1.1		1500	1.3
14	a	a	22	0200	1.0		1700	.9	12	0700	.2	11	0800	.1	11	0600	-.4		1600	1.2	16	0100	.4	14	1200	1.6	14	a	a	15	0200	.4		2400	.6
15	a	a		1400	-.3		2200	1.2		2200	1.2		2000	1.3	12	a	a	21	0400	.0		1000	1.5	15	a	a	15	a	a		1800	1.2	12	1800	1.3
16	a	a	23	0400	1.2	13	0800	.6	13	0800	.3	12	1000	-.1	13	a	a		1500	1.2		2300	.4	16	a	a	16	a	a	16	0100	.7	13	0100	.8
17	a	a		1500	-.1		2400	.4		2000	1.2		2300	1.2	14	a	a	22	0400	.0	17	1200	1.8	17	1600	1.6	17	a	a		0800	1.0		0700	.9
18	a	a	24	0300	1.2	14	0800	-.2	14	0900	.1	13	0900	.1	15	a	a		1600	1.0	18	0100	.4	18	0200	.7	18	a	a		1500	.7		1400	.7
19	a	a		1600	-.3		2400	.3		2200	1.4		2000	2.8	16	a	a	23	0600	.0		1200	1.4		1300	1.3	19	a	a		2100	1.2	14	0700	1.6
20	a	a	25	0600	.9	15	0900	-.4	15	1000	.2		2300	2.4	17	a	a		1700	1.0	19	0200	.3	19	0300	.6	20	a	a	17	0300	.9		1400	1.0
21	a	a		1600	.1		2400	.9		2300	1.6	14	0400	3.6	18	a	a	24	0700	-.1		1400	1.4		1400	1.4	21	a	a		0800	1.1	15	0300	1.6
22	a	a	26	0800	1.9	16	0900	.2	16	1100	.3		0800	3.3	19	a	a		1800	.9	20	0300	.5	20	0300	.6	22	a	a		1400	.8		1600	.8
23	a	a		1700	1.4		2200	1.5		2200	1.6		1900	3.7	20	a	a	25	0600	.7		1300	1.4		1400	1.4	23	a	a	18	0700	1.5	16	0400	1.7
24	a	a	27	0100	2.0	17	1000	.4	17	1200	.1	15	1200	1.1	21	a	a		1600	1.7	21	0300	.2	21	0500	.6	24	a	a		1600	.7		1600	.8
25	a	a		1800	.4		2100	1.6	18	0200	1.7		1800	1.3	22	a	a	26	0600	1.3		1500	1.4		1300	1.2	25	a	a	19	0500	1.4	17	0200	1.7
26	a	a		2400	.5	18	1100	.3		1300	.4	16	1200	-.3	23	a	a		1500	2.0	22	0500	.4	22	0500	.8	26	a	a		1600	.8		1700	.4
27	a	a	28	0500	-.3		2100	1.5		2400	1.5	17	0200	1.0	24	a	a	27	0800	1.5		1500	1.2		1300	1.4	27	a	a	20	0600	2.0	18	0600	1.4
28	a	a		0700	.4	19	1200	-.3	19	1400	.1		1300	.2	25	a	a		1500	2.0	23	0500	.3		2000	1.0	28	a	a		1900	.9		1800	.6
29	a	a		1900	-.2		2400	1.3	20	0300	1.2		2100	.8	26	a	a	28	1000	.4		1600	1.1	23	1300	1.2	29	a	a	21	0500	1.7	19	0600	1.8
30	a	a	29	0300	.0	20	1300	.0		1500	.2	18	1400	-.2	27	a	a		1700	.8	24	0500	.3		1800	.8	30	a	a		2000	.4		1900	.8
31	a	a		0900	-.3	21	0300	1.8	21	0500	1.2	19	0700	.7	28	a	a		2300	.4		1400	1.2	24	1200	1.3	31	a	a	22	0800	1.6	20	0600	1.8
			30	0300	.9		1400	.6		1500	.4		1300	.2	29	a	a	29	0400	.8	25	0500	.4		2100	.8					2100	.3		2200	.6
				1000	.6	22	0100	1.9	22	0400	1.2	20	0800	2.0	30	a	a		0700	.6		1500	.8	25	0900	1.7				23	0800	1.4	21	1100	1.8
				1700	1.5		1500	-.1		1500	.4	21	0100	1.3	31	a	a		1400	1.0	26	0600	.6		2100	.8					2000	.0		2200	.9
				1900	.9		2200	.5		2100	1.2		1200	2.2					2300	.6		1300	.9	26	1100	2.0				24	1100	1.2	22	1100	2.0
				2400	1.4	23	1500	-1.0	23	1600	.4	22	0500	.5				30	1000	1.4		2100	.5		2200	.8					2300	.1		2300	1.0
						24	0600	.2		2000	.5		1300	1.0					2000	.9	27	0500	.9	27	0900	1.9				25	1200	1.4	23	0900	2.2
							1500	-.5	24	0900	-.9	23	0600	-.1								2100	.2		2300	.4				26	0100	.4		2400	.7
						25	0600	.5		2300	.2		1900	1.3							28	0700	.9	28	1100	1.8					1400	1.6	24	0800	1.2
							1600	.2	25	0600	-.2	24	0700	.5								2200	.0		2400	.5					0100	.5		1700	1.4
						26	0100	.8		1800	1.0		1800	1.2							29	1000	1.0	29	1200	1.9					1700	1.8	25	0100	.7
							2200	1.2	26	0600	.2	25	0600	.2								2100	.1	30	0100	.5				28	0200	.9		0700	1.0
						27	0600	.9		2100	1.4		1900	1.2							30	1100	1.5		1300	1.8					1900	2.4		1200	.9
							1300	1.5	27	0800	.6	26	0700	.2								2400	.3							29	0100	1.4		1800	1.3
						28	0800	-.3		1800	1.5		2100	1.4							31	1200	1.7								0800	1.7	26	0200	.9
							1800	.4	28	0900	.4	27	0900	.5								2400	.6								1200	1.3		0600	1.0
						29	0900	-.6		2100	1.4		1900	1.5																	1700	2.1		1200	.7
							2400	.9	29	1100	.4	28	0900	-.3																30	0400	1.4		1800	1.3
						30	0900	.2		2000	1.6		2300	.9																	0700	1.8		2300	1.4
							2000	1.2	30	1200	.4																				1900	1.3	27	0500	1.3
						31	1100	-1.3		2300	1.2																				2400	2.0		1200	.6
							2200	-.2	31	1100	.4																			31	1600	1.1		2400	1.7
										2300	1.4																				2400	1.8	28	1500	.6
																																	29	0200	1.6
																																		1500	.5
																																	30	0500	1.6
																																		1600	.7

Table 10C.--L5, Carancahua Bay near Point Comfort, Tex.

LOCATION.-- Lat 28°43'56" long 96°25'44", on north side of bridge on State Highway 35, about 8.5 miles northeast of Point Comfort, Jackson Co.

RECORDS AVAILABLE.-- August 1968 through September 1969.

GAGE.-- Water-stage recorder. Datum of gage is mean sea level (levels by U. S. Army Corps of Engineers).

EXTREMES.-- 1969 water year: maximum elevation 4.4 feet, Feb. 14; minimum -0.6 feet, Feb. 9 and Mar. 24.

REMARKS.-- Gage operated by U. S. Army Corps of Engineers; records computed by U. S. Geological Survey.

Water stage, in feet, above or below (-) mean sea level; Time is Central Standard; Water Year October 1967 to September 1968.

October		November		December		January		February		March		April		May		June		July		August		September	
Day	Time	Stage	Day	Time	Stage	Day	Time	Stage	Day	Time	Stage	Day	Time	Stage	Day	Time	Stage	Day	Time	Stage	Day	Time	Stage	Day	Time	Stage	Day	Time	Stage
																					1	2100	1.0	1	0900	1.8
																					2	0900	1.8		2300	.6
																						2300	1.0	2	1100	1.8
																					3	0900	1.8		2300	.9
																						2400	.9	3	1300	2.4
																					4	1000	2.0	4	0100	1.4
																						2400	.9		1300	2.4
																					5	1200	2.2	5	0500	1.0
																					6	0100	1.2		1000	1.5
																						1300	2.3	6	0300	.5
																					7	0300	1.1		1800	2.0
																						1400	2.2	7	0400	1.0
																					8	0300	1.1		1900	2.0
																						1600	2.3	8	0500	1.3
																					9	0500	1.3		0900	1.6
																						1500	2.1		1300	1.4
																					10	0600	1.3		2000	1.6
																						1800	2.0	9	1400	.8
																					11	0600	1.3		2300	1.5
																						1300	1.7	10	1700	.3
																						2200	1.8	11	0500	1.1
																					12	0600	1.3		1700	.6
																						1200	1.6	12	0500	1.6
																						1700	1.5		1700	.8
																					13	0100	1.9	13	0700	2.0
																						1100	2.0		2000	1.1
																						1900	1.5	14	0800	2.0
																					14	0500	2.2		2000	1.4
																						1400	2.0	15	0500	2.5
																						1900	1.6		2200	1.3
																					15	0900	2.6	16	1000	2.1
																						2000	1.7		2400	.9
																					16	0800	2.5	17	1200	2.2
																						2200	1.5	18	0200	.3
																					17	0800	2.3		1200	1.4
																						1300	2.0	19	0100	.6
																						1700	2.1		1900	1.8
																						2300	1.2	20	0200	1.0
																					18	1000	2.3		1200	1.8
																						2300	1.3	21	0100	1.1
																					19	1100	2.4		1700	1.9
																						2400	1.3	22	0200	1.2
																					20	1200	2.2		1900	2.5
																					21	0100	1.3	23	1400	1.8
																						1300	2.0		2200	2.3
																					22	0200	1.0	24	1500	1.4
																						1600	2.0		2400	2.0
																					23	0300	1.1	25	1700	.5
																						1700	2.0	26	0400	1.4
																					24	0300	1.1		1800	.3
																						1400	2.0	27	0600	1.5
																					25	0400	1.1		1800	.6
																						1300	1.9	28	0700	1.8
																						1600	1.6		2000	.8
																						1900	1.8	29	0700	1.8
																					26	0400	1.2		2200	.7
																						1100	1.6	30	0800	1.6
																						1500	1.4		2400	.4
																						2200	1.9			
																					27	0600	1.4			
																						0800	1.6			
																						1700	1.2			
																					28	0600	2.0			
																						1600	1.6			
																					29	0700	1.8			
																						2000	1.0			
																					30	0800	1.9			
																						2000	1.1			
																					31	0700	2.1			
																						2200	.8			

Table 10C.--L5, Carancahua Bay near Point Comfort, Tex.-Continued

Water stage, in feet, above or below (-) mean sea level; Time is Central Standard; Water Year October 1968 to September 1969.

October			November			December			January			February			March			April			May			June			July			August			September		
Day	Time	Stage	Day	Time	Stage	Day	Time	Stage	Day	Time	Stage	Day	Time	Stage	Day	Time	Stage	Day	Time	Stage	Day	Time	Stage	Day	Time	Stage	Day	Time	Stage	Day	Time	Stage	Day	Time	Stage
1	1100	1.4	1	0600	1.1	1	0200	1.1	1	a	a	1	0100	1.4	1	0100	0.8	1	0800	1.2	1	0300	1.1	1	0400	1.2	1	0600	0.3	1	0700	0.3	1	0200	1.8
	2300	.6		1100	.9		1200	.6	2	0600	0.6		1200	.5		1400	.2		1300	.9		1200	2.0		1400	2.2		1800	1.9		2300	1.1		2100	.8
2	1300	1.8		1800	1.3		2100	1.4		1400	.1	2	0400	1.5	2	0300	1.3		1900	1.4		2400	1.1	2	0800	.2	2	0700	.6	2	0700	.5	2	0600	1.5
3	0100	.8	2	0900	.9	2	1300	.1	3	0300	1.4		1500	.4		0900	.9		2400	1.2	2	0100	1.4		1700	1.3		1900	1.8		1400	.9		2100	.6
	1300	1.6		2100	1.5		2300	1.3	4	a	a		2300	1.1		1100	1.2	2	0500	1.3		0400	1.1	3	0600	.2	3	0800	.5		2400	1.0	3	0900	1.4
4	0400	.4	3	1600	-.4	3	a	a	5	0700	.5	3	1700	-.4		1500	.9		1600	.8		1300	2.0		1800	1.8		1900	1.6	3	1000	.6		2300	.6
	1900	1.3		2400	.3	4	0500	.1		1600	.0	4	0700	.7	3	0200	1.6		2000	1.0	3	0500	.9	4	0700	.5	4	0800	.8		2000	.6	4	0900	1.4
5	0100	1.0	4	1300	-.2		1500	-.4	6	0400	1.0		1500	.3		1700	-.2	3	0400	.6		1200	1.8		1800	1.6		1600	1.4	4	0600	1.0		2200	.7
	2000	2.3	5	0400	1.0	5	0400	.5		1800	.1	5	0600	1.3	4	0200	.4		1200	1.2	4	0400	1.0	5	0800	.4		2400	1.3		2100	.6	5	1000	1.7
6	1200	1.4		1400	.4		1400	-.2	7	0500	.9		1700	.8		1400	.1		1900	1.3		1700	2.6		1900	1.3	5	0800	.9	5	0900	1.8		2300	.8
	2100	1.7	6	0100	1.8	6	0400	.8		1900	.0	6	0100	1.4	5	0900	1.7	4	0400	.7	5	0500	1.4	6	0800	.4		1400	1.3		2300	.5	6	1100	1.6
7	1400	1.0		1600	.3		1600	-.1	8	0700	.8		1700	.5		1600	1.4		1600	1.7		1700	2.6		1900	1.5		2200	1.1	6	0900	1.4	7	0200	.9
	2400	2.0	7	0100	.8	7	0100	.6		1800	.5		2200	.8		1900	1.7	5	0600	.5	6	0600	1.5	7	0900	.8	6	0700	1.6		2400	.6		1200	1.6
8	0800	1.8		1600	-.2		a	a	9	0100	.9	7	0600	.3	6	0600	.6		1500	1.3		1700	3.0		1700	1.4		1400	1.5	7	1100	1.4	8	0300	.6
	1000	2.2	8	0400	1.0	8	0800	.0	10	a	a		1300	.8		1100	1.4	6	0700	-.1	7	0700	1.4		2200	1.1		2200	1.1	8	0100	.6		1000	1.3
	1500	1.4		a	a		1500	-.2	11	0100	1.0		1700	.5		1600	1.0		1900	1.2		1600	2.3	8	0400	1.4	7	0600	1.6		1200	1.4	9	0300	.4
9	0300	2.1	9	0900	.6	9	0600	1.1		1000	.3		2200	.7		2100	1.4	7	0700	.2	8	0700	.9		0900	1.1		0900	1.5	9	0200	.5		1600	1.3
	1600	1.2		1600	.3		1800	.3		2200	1.0	8	1800	-.5	7	0600	.8		2000	1.6		1200	1.4		1500	1.4		1200	1.6		1400	1.4	10	0400	.5
	2300	1.7	10	0600	2.0	10	0500	1.2	12	1000	.3		2100	-.2		1900	1.8	8	0800	.6		1400	1.1		2400	.9		2300	.8	10	0300	.4		1800	1.5
10	1600	.7		2300	.1		1900	.3		2200	1.2	9	0900	-.6	8	0400	1.1		1900	1.7		1800	1.4	9	0700	1.3	8	1000	1.5		1600	1.3	11	0200	.8
11	0500	1.7	11	0500	.6	11	0600	1.1	13	1000	.5		2400	.8		0900	1.4	9	0900	.6	9	1000	-.1		2300	.5		2300	.6	11	0400	.3		1200	1.4
	1600	1.0		a	a		1800	.7		2200	1.3	10	0900	.2	9	1000	-.5		2000	1.8		2300	1.1	10	1100	1.3	9	1200	1.5		1700	1.3		2000	1.2
12	0500	1.9	12	1100	-.1	12	0600	1.6	14	1100	.4		2100	1.4		2100	.6	10	1100	.5	10	0900	.4		2300	.7	10	0100	.6	12	0400	.3	12	0500	.6
	1900	1.0		2000	-.4		2200	.9		2400	1.5	11	1100	.2	10	1000	-.3		2100	1.5		1900	1.2	11	1200	1.8		1200	1.4		1700	1.3		2100	1.3
13	0700	2.0	13	1200	1.1	13	0100	1.1	15	1300	.4		2200	1.3		2200	.6	11	1300	.5	11	0300	1.4	12	0200	1.0	11	0200	.6	13	0500	.4	13	0500	.8
	2000	1.1		2100	.5	14	1200	-.4	16	0100	1.8	12	1200	.1	11	0900	-.2	12	0700	2.9		1100	.9		1200	1.8		1400	1.1		1800	1.3		1300	.9
14	0700	2.1	14	1100	1.6	15	0200	.2		1400	.4		2400	1.2		2200	.9		0900	2.5		1700	1.4	13	0300	.8		2400	.5	14	0600	.4	14	1000	1.6
	2000	1.3		2100	.9		1200	-.2	17	0200	1.6	13	0900	.7	12	0900	.0		1200	2.8		2300	1.0		1400	1.8	12	1400	1.5		2000	1.2		1700	1.4
15	0800	2.3	15	0600	1.6	16	0300	.9		1500	.3	14	0400	4.4		2200	1.4	13		b	12	0500	1.2	14	0400	.8		2400	.7	15	0500	.4	15	0300	1.8
	2100	1.4		2300	.8		1200	.3	18	0400	1.7		1100	2.8	13	1200	.1	14	1500	.6		1600	1.0		1400	1.7	13	1400	1.8		1900	1.4		1800	1.0
16	0900	2.6	16	0500	1.2	17	0200	1.7		1700	.4		2000	3.7		2400	1.1		2000	1.0		1800	1.4	15	0500	.3	14	0400	.4	16	0900	.9	16	0600	1.8
	2200	1.6		1300	.7		1300	.7	19	0200	1.3	15	1800	.9	14	1000	.6	15	0200	.7		2400	.8		1400	.8		1500	1.8		2300	1.3		1900	1.0
17	0400	2.1		1900	1.1		2200	1.7		1700	.2		2000	1.2	15	0200	2.2		1000	1.5	13	1000	1.8	16	0400	.1	15	0500	.2	17	0600	.9	17	0500	1.6
	2400	.4		2400	.9	18	1400	.5	20	0600	1.2	16	1600	-.1		1500	1.3		1500	1.2		1300	1.4		1800	1.7		1800	1.2		1100	1.1		2100	.5
18	1700	1.8	17	0500	1.1		2300	1.2		1800	.4	17	0500	1.0	16	0100	1.6		1800	1.3		1500	1.8	17	0500	.6	16	0400	.1		1400	.9	18	0800	1.4
	2400	1.4		1300	.5	19	1500	.0	21	0700	1.2		1600	.1		1400	.6	16	0200	.9	14	0200	.8		1600	1.8		1700	1.1	18	0200	1.5		2200	.6
19	0500	1.8		1800	1.0	20	0300	1.3		1600	.6		2300	.5		2200	1.3		1100	1.7		1000	1.5	18	0500	.9	17	0500	.2		0500	1.4	19	1000	1.7
	1200	1.4	18	a	a		1600	.3	22	0500	1.3	18	1700	-.1	17	0200	1.0		1600	1.4		1200	1.4		1500	1.7		1900	1.1		0900	1.5		2300	.8
	1800	1.7	19	0200	.4	21	0600	1.8		1800	.9	19	0900	.7		0500	1.2		2200	1.5		1500	1.6	19	0600	.8	18	0600	.2		1900	.9	20	0900	1.7
	2400	1.4		a	a		1700	.7	23	0200	1.3		1400	.5		1400	.6	17	0100	1.2	15	0200	.6		1500	1.7		1800	.9	19	0200	1.6		2400	.6
20	0600	1.8	20	0300	.8	22	0100	1.8		1400	.5	20	1100	2.3		2200	1.3		0900	2.0		1300	1.5	20	0700	.8	19	0600	.2		1800	1.0	21	1300	1.8
	1300	1.4		1500	-.1		2100	-.2		2400	.6		1700	1.9	18	0300	1.0	18	0500	.6	16	0200	.5		1600	1.7		1400	.7	20	0900	2.0	22	0100	1.0
	1900	1.8	21	0300	.9	23	0100	.0	24	a	a		1900	2.0		0600	1.2		0900	.8		1200	1.7	21	0900	.9		2400	.7		2000	1.0		1300	2.1
21	0100	1.6		1600	-.1		a	a	25	0200	-.2	21	0300	1.3	19	0500	-.1	19	0500	-.2	17	0300	.7		1500	1.5	20	0800	.4	21	0600	1.7	23	0200	1.0
	0500	1.7	22	0500	1.0	24	1000	.1		0900	-.4		1000	2.5		2200	.6		1800	1.1		1400	1.6		2300	1.4		1700	.8		2300	.6		1100	1.8
	1400	1.0		1800	.0		1900	-.3		2300	1.0	22	1200	1.0	20	0300	.3	20	0600	.2	18	0500	.5		1500	1.9		2300	.7	22	0800	1.5	24	0400	.6
	2200	1.6	23	0600	1.2	25	0900	.5	26	1000	.4		1400	1.2		1200	1.0		1700	1.2		1500	1.4		2200	1.4	21	0200	.8		2200	.5		1900	1.3
22	1400	.5		1900	.2		1900	.2		2400	1.5	23	0800	.5	21	0600	-.2	21	0700	.2	19	0500	.4	23	1400	1.7		0800	.6	23	0900	1.3	25	0300	.6
23	0100	1.6	24	0600	1.2	26	1500	1.2	27	1100	.7		2000	1.4		1800	.8		1800	1.2		1600	1.6		2300	1.4		1100	.8	24	0100	.1		0900	.9
	1500	.6		1800	-.2		2400	1.3		2200	1.6	24	1000	.5	22	0600	.0	22	0800	.1	20	0600	.6	24	0600	1.7		2000	.6		1400	1.2		1300	.8
24	0300	1.9	25	0800	.9	27	0800	.9	28	1100	.7		1900	1.3		2000	1.4		1900	1.1		1600	1.6		1100	1.4	22	1100	1.0	25	0200	.3		2100	1.3
	1800	-.2		1900	.3		1400	1.5		2300	1.6	25	1000	.3	23	0200	1.2	23	0900	.1	21	0700	.3		1600	1.9		2300	.7		1400	1.5	26	1600	.8
25	0600	1.1	26	1200	2.2	28	1300	-.2	29	1200	.7		2100	1.4		0800	1.6		2000	1.1		1800	1.5		2200	1.3	23	0400	1.0	26	0300	.4		2400	1.3
	1900	.2		1800	1.7		2000	.3		2400	1.8	26	0900	.5		1000	1.1	24	1000	.1	22	0700	.5	25	1300	2.3		1200	1.0		1500	1.6	27	1600	.8
26	0600	1.4	27	0100	2.0	29	1100	-.3	30	1400	.3		2400	1.5		2000	1.9	25	0100	1.3		1700	1.4		2300	1.5		2300	.4	27	0400	.5	28	0200	1.6
	2000	.3		1900	.2	30	0300	1.0	31	0200	1.2	27	1300	.7	24	1800	-.6		0700	1.1	23	0800	.3	26	1200	2.5	24	1100	1.1		1900	1.9		1800	.8
27	0700	1.4		2400	.5		1200	.3		1400	.4		2200	1.6	25	a	a		2000	2.2		1800	1.3	27	0200	1.3		2300	.3	28	0400	1.0	29	0300	1.5
	2100	.2	28	0500	-.3		2200	1.1				28	1500	-.3	26	2400	.6	26	0700	2.0	24	0800	.3		1000	2.1	25	1300	1.1		2000	2.5		1800	.6
28	0700	.8		1000	.1	31	a	a							27	1000	-.1		1800	2.6		1800	1.2	28	0300	.7	26	0100	.2	29	0300	1.5	30	0500	1.6
	2100	.1		2200	-.2											2000	.7	27	0400	2.0	25	0800	.4		1400	1.9		1300	1.2		0400	2.0		1900	.8
29	0800	1.0	29	0400	.0										28	0900	.1		0900	2.1		1800	1.0	29	0300	.6	27	0300	.2		0800	1.5			
	2300	.1		1200	-.3											2300	.9		1200	1.7	26	0900	.7		1500	2.0		1400	1.3		1300	1.4			
30	1400	1.0	30	0500	.8										29	1200	.2		1700	1.9		1600	1.1	30	0500	.6	28	0400	.0		1900	2.0			
	2300	.6		1200	.4											2200	.9	28	1300	.3		2300	.7		1600	1.8		1600	1.2	30	0500	1.4			
31	1200	1.3		1700	1.0										30	1200	-.1		2000	.6	27	0700	1.0				29	0500	.0		1000	1.8			
	2200	.9		2000	.2											2400	.8	29	0200	.3		1100	.8					1700	1.1		1700	1.5			
															31	1300	.2		1700	1.1		1500	1.0				30	0500	.1		2200	1.9			
																		30	0100	.6		2400	.5					1800	1.1	31	1700	1.4			
																			1200	1.7	28	0900	1.0				31	0700	.1						
																			1700	1.3	29	0200	.2					1900	1.0						
																			1900	1.8		1500	1.1												
																					30	0100	.3												
																						1400	1.6												
																					31	0300	.7												
																						1600	2.0												

Table 10D.--L6, Lavaca Bay at Six Mile Co. Park near Port Lavaca, Tex.

LOCATION.-- Lat. 28°41'38" long 96°39'45", on bulkhead at Six Mile County Park, about 5.5 miles north northwest of Port Lavaca, Calhoun Co.

RECORDS AVAILABLE.-- August 1968 through September 1969.

GAGE.-- Water-stage recorder. Datum of gage is mean sea level (levels by U. S. Army Corps of Engineers).

EXTREMES.-- 1969 water year: maximum elevation 4.9 feet, Feb. 13; minimum not determined.

REMARKS.-- Gage operated by U. S. Army Corps of Engineers; records computed by U. S. Geological Survey.

Water stage, in feet, above or below (-) mean sea level; Time is Central Standard; Water Year October 1967 to September 1968.

October		November		December		January		February		March		April		May		June		July		August		September	
Day	Time	Stage	Day	Time	Stage	Day	Time	Stage	Day	Time	Stage	Day	Time	Stage	Day	Time	Stage	Day	Time	Stage	Day	Time	Stage	Day	Time	Stage	Day	Time	Stage	Day	Time	Stage	Day	Time	Stage	Day	Time	Stage	Day	Time	Stage
																																										1	0300	1.5	1	0800	2.0
																																											2100	.6		2300	.7
																																										2	0800	1.5	2	1000	2.2
																																											2200	.6		2400	.9
																																										3	0800	1.6	3	1300	e2.4
																																											2300	.6	4	0100	1.4
																																										4	1000	1.7		1100	e2.4
																																											2400	.6	5	0300	.9
																																										5	1300	2.1		1000	1.7
																																										6	0100	.8	6	0200	.6
																																											1300	2.1		1800	e2.2
																																										7	0300	.6	7	0300	1.2
																																											1300	1.9		1000	1.9
																																										8	0300	.6		1400	1.8
																																											1600	2.0		1900	2.2
																																										9	0400	.7	8	0500	1.4
																																											1700	1.9		0900	1.8
																																										10	0500	.8		1500	1.6
																																											1900	1.8		1900	1.9
																																										11	0500	.8	9	0500	1.2
																																											1200	1.3		0900	1.4
																																											1400	e1.1		1400	1.0
																																											2100	1.5		2400	1.6
																																										12	0500	.8	10	1600	.6
																																											1200	e1.2	11	0800	1.5
																																											1700	e1.1		1600	.7
																																											2400	1.4	12	0100	1.8
																																										13	0500	e1.2		0700	1.8
																																											1100	e1.5		1700	1.0
																																											1700	e1.2	13	0800	2.3
																																										14	0400	e1.7		2000	1.4
																																											1100	e1.7	14	0800	2.4
																																											1800	1.3		2000	1.6
																																										15	1100	e2.1	15	0600	2.6
																																											2100	1.4		2300	1.3
																																										16	0900	2.1	16	0900	2.2
																																											2000	1.2		2300	1.0
																																										17	0800	1.9	17	0400	2.0
																																											2200	.8		1100	2.1
																																										18	1000	1.9	18	0200	.5
																																											2300	.8		1200	1.7
																																										19	1100	2.1		2400	.8
																																											2400	1.0	19	1400	2.0
																																										20	1200	2.0	20	0100	1.2
																																										21	0200	.8		1200	2.1
																																											1300	1.7	21	0200	1.4
																																										22	0200	.5		1800	2.3
																																											1500	1.8	22	0200	1.6
																																										23	0300	.6		2000	2.9
																																											1200	1.7	23	0400	2.3
																																											1800	1.8		1400	2.2
																																										24	0400	.8		2100	2.6
																																											1700	1.7	24	1400	1.8
																																										25	0300	.7		2300	2.4
																																											1800	1.7	25	a	a
																																										26	0400	.8	26	0300	e1.8
																																											1000	1.4		a	a
																																											1400	1.2	27	0400	e1.9
																																											2000	1.7		a	a
																																										27	0500	1.0	28	0700	e2.1
																																											0900	1.4		a	a
																																											1500	e.9	29	0800	e2.1
																																											2300	1.8		2300	e1.7
																																										28	0300	1.6	30	0800	2.0
																																											0700	2.0			
																																											1300	1.3			
																																										29	0300	2.1			
																																											1800	1.2			
																																										30	0900	2.2			
																																											1900	1.4			
																																										31	0600	2.3			
																																											2200	.9			

Table 10D.--L6, Lavaca Bay at Six Mile Co. Park near Port Lavaca, Tex.-Continued

Water stage, in feet, above or below (-) mean sea level; Time is Central Standard; Water Year October 1968 to September 1969.

October			November			December			January			February			March			April			May			June			July			August			September		
Day	Time	Stage	Day	Time	Stage	Day	Time	Stage	Day	Time	Stage	Day	Time	Stage	Day	Time	Stage	Day	Time	Stage	Day	Time	Stage	Day	Time	Stage	Day	Time	Stage	Day	Time	Stage	Day	Time	Stage
1	0900	1.8	1	0600	1.2	1	0200	1.0	1	a	a	1	0100	1.4	1	0100	1.1	1	1200	1.0	1	0400	1.2	1	0400	0.8	1	0500	0.4	1	0400	0.4	1	0300	e2.0
	a	a		1100	.9		1300	.6	2	0500	1.1		1300	.4		1300	.4		1900	1.6		1200	2.1		1600	2.2		1800	2.4		1900	1.3		2000	.9
2	1100	2.0		1700	1.5		2100	1.5		1400	.3	2	0300	1.5	2	0300	1.5	2	0100	1.2	2	0400	1.1	2	0500	.1	2	0600	.6	2	0600	.6	2	0400	e1.6
3	0100	1.7	2	1000	.9	2	1300	e.1	3	0300	1.6		1600	.4		0800	1.3		0700	1.3		1300	2.2		1600	1.8		1900	2.1		1200	1.1		1900	.6
	1600	1.9		2000	1.6		2300	1.4	4	a	a		2300	1.2		1100	1.7		1500	1.0	3	0400	1.1	3	0600	.3	3	0600	.5		2200	1.2	3	0900	e1.6
4	0600	e1.3	3	a	a	3	a	a	5	0700	.7	3	a	a		1600	1.2		2000	1.3		1400	2.3		1800	2.4		1600	1.8	3	1400	.6		2100	.8
	1800	1.8		2300	.5	4	0300	.2		1600	e-.1	4	0700	.9		2400	1.9	3	0200	.6	4	0400	1.2	4	0600	.6	4	0700	.7	4	0500	1.2	4	0800	1.6
5	0200	1.4	4	1300	e-.1		a	a	6	0400	1.1		1500	.4	3	a	a		1200	1.5		1600	2.8		1700	1.9		1500	1.8		1900	.8		2200	.8
	1200	2.0		2400	1.1	5	0400	.6		1700	e.0		2400	1.5	4	0200	.5		1500	1.3	5	0600	1.5	5	0700	.5	5	0800	.8	5	0800	1.5	5	1000	1.9
	2000	2.2	5	1200	.5		a	a	7	0400	1.0	5	0700	1.5		1200	.3		1900	1.6		1600	2.9		1800	1.5		1400	1.6		2200	.7		2300	1.0
6	0300	2.0	6	0100	1.6	6	0400	1.0		1800	e.0		1700	1.0	5	0800	2.0	4	0400	.7	6	0700	1.8	6	0700	.6		2200	1.2	6	0900	1.6	6	1100	1.8
	0700	2.1		1600	.4		1600	e-.1	8	0500	.9	6	0100	1.4		1500	1.6		1300	1.8		1500	3.5		1900	1.8	6	0300	1.6		2400	.6	7	0100	1.0
	1200	1.4		2400	1.2	7	0200	.9		1200	.6		1800	.5		1900	1.7	5	0600	.5	7	0800	1.6	7	0900	.9		0800	1.4	7	0800	1.5		1000	1.8
	1900	2.1	7	1600	.0		a	a	9	0200	.9		2300	.8	6	0700	1.0		1400	1.5		1700	2.4		1700	1.7		1300	1.7		1700	1.4	8	0100	.7
7	1500	1.4	8	0300	1.7	8	0900	.4		a	a	7	0600	.3		1100	1.5	6	0300	.1	8	0900	1.1		2200	1.3		2200	1.2		2400	.6		0900	1.5
	2100	2.1		1800	e-.1		1600	.0	10	a	a		1400	.9		1600	1.1		1900	1.5		1800	1.8	8	0400	1.6	7	1200	1.8	8	1200	1.7	9	0200	.3
8	1000	2.2	9	1000	.8	9	0500	1.2	11	0100	1.2		1900	.6		2200	1.8	7	0600	.2	9	1000	.1		0900	1.2		2100	1.1	9	0100	.4		1500	1.5
	1600	1.5		1600	.5		1700	.4		1100	.4		2300	.8	7	0500	.9		2100	2.0		2100	1.3		1500	1.7	8	0900	1.7		1300	1.5		2400	.7
	2200	2.1	10	0500	2.0	10	0500	1.3		2400	1.2	8	a	a		1500	1.9	8	0700	.6	10	0900	.5		2400	1.1		2300	.8	10	0200	.3	10	1600	1.9
9	0600	2.1		2100	.0		1800	.2	12	1000	.4	9	2300	1.0		2000	2.0		1800	2.0		1800	1.5	9	0600	1.4	9	1000	1.6		1500	1.4		2400	1.2
	1400	1.3	11	0500	.5	11	0400	1.3		2000	1.5	10	0900	.2	8	0600	1.1	9	0900	.5		2300	1.1		2300	.5		2400	.6	11	0300	.1	11	1100	1.7
	2200	2.2		a	a		1200	.8	13	1000	.6		2100	1.6		0900	1.5		1900	2.1	11	0400	1.5	10	1000	1.4	10	1200	1.5		1500	1.2		1900	1.6
10	1600	.8	12	0700	.3	12	0500	1.7		2300	1.5	11	1100	.2	9	a	a	10	1000	.4		1000	1.0	11	0100	.7	11	0200	.6	12	0300	.1	12	0400	.8
11	0600	1.9		a	a		2100	.9	14	1200	.4		2200	1.4		2000	.9		2100	1.7		1600	1.7		1300	2.0		1400	1.7		1700	1.3		2000	1.7
	1600	1.3	13	1200	1.2	13	0200	1.2		2300	1.7	12	1200	.0	10	a	a	11	1200	.5		2300	1.0	12	0100	.8	12	0300	.4	13	0400	.2	13	0400	1.0
12	0600	2.1		2100	.5	14	1200	e-.1	15	1300	.3	13	0100	1.5		2100	1.0		1800	2.2	12	1500	1.3		1200	2.0		1400	1.6		1600	1.5		0900	1.2
	2000	1.1	14	1200	1.8		2400	e.4		2400	1.8		0600	1.0	11	0800	.0	12	0300	2.0		1600	2.1	13	0300	1.0	13	0300	.5	14	0400	.4		1400	1.0
13	0700	2.1		2100	1.0	15	1300	.0	16	1300	.4		2200	4.9		2200	1.2		0600	3.2		2400	1.0		1400	2.1		1400	1.5		1900	1.6		2200	1.7
	1900	1.4	15	0500	1.7	16	0200	1.1	17	0100	1.7	14	1300	3.1	12	1000	.0	13	1400	.9	13	1000	2.0	14	0300	.8	14	0400	.2	15	0400	.4	14	0900	1.8
14	0800	2.2		2300	1.0		1100	.3		1500	.2		2200	3.9		2200	1.6	14	0600	1.0		1400	1.3		1400	1.9		1500	1.5		1800	1.6		1200	1.4
	2100	1.7	16	0500	1.3		2400	1.8	18	0400	1.8	15	1700	.9	13	1200	.0		1500	.6		1800	1.7	15	0400	.3	15	0500	.1	16	0500	.7	15	0100	2.0
15	0900	2.4		1300	.8	17	1300	.6		1600	.4		2400	1.3		2100	1.5		2000	1.2	14	0200	1.0		1200	1.4		1600	1.4		2200	1.4		1700	1.1
	2100	1.8		1800	1.2		2400	1.8	19	0200	1.6	16	1600	.0	14	0900	.7	15	0200	.9		1500	1.8	16	0200	.3		2100	1.0	17	0600	.9	16	0300	1.8
16	0700	2.8		2400	.9	18	1400	.5		1700	.2	17	0500	1.5	15	0300	2.5		0900	1.8	15	0100	.7		1700	2.0		2200	1.5		2400	1.5		1600	1.0
	2300	1.7	17	0500	1.2		2300	1.4	20	0600	1.3		1600	.3		1100	1.6		1400	1.5		1400	1.8	17	0500	.7		2300	.7	18	2000	1.2	17	0300	1.7
17	0500	2.2		1200	.6	19	1400	.0		1800	.4		2100	.8		2300	1.8		1800	1.7	16	0200	.6		1500	2.1	16	0400	.1	19	0200	1.6		2000	.5
	2400	.6		1800	1.2	20	0300	1.5	21	0300	1.1	18	1700	.0	16	1500	.7	16	0200	1.3		1100	1.9	18	0600	.9		1700	1.5		1400	1.6	18	0800	e1.6
18	1800	1.8	18	a	a		1600	.4		0800	1.1	19	1000	1.1		2200	1.4		0900	1.9		1400	1.2		1400	2.0	17	0500	.2		1900	1.3		1800	.7
	2400	1.5		2400	.7	21	0500	1.8		1700	.3		1500	.7	17	0200	1.1		2100	1.9		1800	1.8	19	0600	.7		1400	1.4	20	0900	e2.1	19	1100	2.0
19	0600	2.1	19	1400	e-.1		1700	.8	22	0300	1.2	20	0100	2.0		0600	1.3	17	0100	1.6	17	0200	.6		1500	1.8	18	0600	.2		2200	1.3		2000	1.0
	1400	1.4	20	0100	1.0	22	0100	1.9		0900	1.2		0800	1.8		1400	.6		0900	2.1		1400	1.9	20	0600	.8		1500	1.1	21	0600	1.9	20	0800	2.1
	1900	1.9		1500	.0		a	a		1800	.9		1300	2.4		2100	1.5	18	a	a	18	0400	.5		1700	1.8	19	0600	.2		2300	.7		2300	.8
20	0100	1.5	21	0200	1.0	23	0100	.2		2400	1.1		1600	2.0	18	0400	.9		1000	.7		1400	1.5	21	0800	.8		1500	1.0	22	0900	1.7	21	1200	2.0
	0700	2.0		a	a		a	a	23	2000	.4		2100	2.3		0900	1.2	19	a	a	19	0400	.4		1600	1.6		1800	.8		2300	.5		2300	1.3
	1300	1.5	22	0400	1.2	24	0900	.5		2400	.6	21	0400	1.4	19	0600	e.0		1800	1.4		1500	1.8	22	0700	1.1		2000	.9	23	1000	1.5	22	1200	2.3
	2100	2.2		1800	.1		1900	e-.1	24	a	a		1100	2.5		1000	.3	20	0700	.3	20	0500	.6		1600	2.0	20	0500	.3	24	0100	.2	23	0100	1.2
21	1500	1.1	23	0600	1.3	25	0700	.6	25	0100	.1	22	0900	.7		1400	.2		1700	1.7		1600	1.8	23	0100	1.4		1800	1.1		1100	1.4		0900	2.3
	2200	1.8		1900	.2		1500	.6		a	a		1500	1.1		2100	.7	21	0600	.2	21	0600	.3		1400	1.8		2100	.8		2300	.4	24	0200	e.7
22	1500	.6	24	0500	1.3		2000	.3		2200	1.4	23	0800	.3	20	0400	.3		1600	1.3		1700	1.7		2400	1.5	21	0300	.9	25	1100	1.6		1000	1.3
23	0100	1.7		a	a	26	0300	1.0	26	0800	.5		2100	1.6		1200	1.1	22	0700	e.1	22	0700	.6	24	1600	2.0		0800	.6	26	0200	.4		1400	1.2
	1500	.6	25	0800	1.2		0900	.9		2300	1.5	24	1100	.6	21	a	a		1700	1.3		1700	1.6		2400	1.4		1500	1.0		1200	e1.8		1800	1.4
24	0300	2.0		1900	.4		1600	1.5	27	1000	.6		1900	1.4		1800	1.0	23	0800	.0	23	0700	.3	25	1200	2.5		2200	.5	27	0300	.6	25	0200	e.7
	1800	e-.1	26	1300	2.7		2100	1.2		2200	1.7	25	1100	.4	22	0600	.1		1900	1.4		1700	1.5		2300	1.5	22	1100	1.1		1900	2.2		0800	1.1
25	0600	1.3		2300	1.8	27	0100	1.4	28	1200	.5		2200	1.7		2000	1.9	24	0700	.1	24	0700	.4	26	1300	2.7		2300	.5	28	0400	1.2		1400	1.0
	1900	.1	27	0100	2.0		0900	1.1		2300	1.7	26	1000	.6	23	1600	.6		2100	1.8		1700	1.5	27	0100	1.2	23	0900	1.1		1900	3.0		2000	1.6
26	0600	1.5		2000	e.0		1300	1.5	29	1100	.7		2200	1.8		2200	1.8	25	0800	1.4	25	0800	.4		1100	2.3		2200	.3	29	0700	1.6	26	0400	.8
	2000	.2	28	0200	e.4		1700	.9		2400	1.9	27	1100	.6	24	1000	.2		2000	2.6		1800	1.2	28	0200	.9	24	0900	1.1		1700	2.5		0800	1.1
27	0700	1.5		a	a		2000	1.1	30	1400	.3		2100	1.7		1200	.5	26	0400	1.9	26	a	a		1300	2.1		2300	.2	30	0500	1.7		1400	.7
	2100	.2		1300	.2	28	1300	e.0	31	0200	1.5	28	1300	.0	25	a	a		1700	3.0		1600	1.3	29	0300	.6	25	1100	1.2		1200	e2.0		2200	1.8
28	0700	1.1		2300	e-.1		2000	.5		1500	.3				26	2200	.8	27	1300	1.9	27	0100	e.8		1400	2.3		2400	e.0		1700	e1.8	27	1400	.8
	2200	.1	29	0500	.3	29	a	a							27	a	a		1700	2.1		0800	1.1	30	0500	.7	26	1300	1.4		2200	2.3		2400	1.9
29	0800	1.1		1100	.2	30	0200	1.1								2000	.8	28	1300	.6		1200	.9		1400	2.1	27	0100	e.0	31	1700	1.6	28	1600	.7
	2300	.1	30	0500	1.1		1200	.2							28	1000	e.0		2100	.8		1500	1.1					1400	1.5				29	0200	1.6
30	1500	1.1		1100	.6		2300	1.3								2000	1.1	29	0200	.5		2400	e.5				28	0200	e.0					1600	.5
	2300	.6		1600	1.4	31	a	a							29	1000	.1		0800	1.1	28	0900	1.0					1500	1.4				30	0400	1.7
31	1500	1.4		2000	.4											2100	1.1		1000	.9		1500	1.0				29	0400	e-.1					1700	.7
	2200	.9													30	1200	.0		1700	1.5	29	0100	e.1					1500	1.2						
																2300	1.2	30	0100	.8		1700	1.2				30	0400	e-.1						
															31	1000	.4		1200	2.0	30	0100	e.2					1700	1.2						
																2300	1.3		1700	1.6		1300	1.8				31	0500	e.0						
																			2000	2.4	31	0300	.5					1600	1.2						
																						1500	2.1												

Table 10E.--L7, Lavaca Bay near Point Comfort, Tex.

LOCATION.-- Lat 28°39'12" long 96°35'40", on north side of bridge on State Highway 35, about 2.8 miles southwest of Point Comfort, Calhoun Co.

RECORDS AVAILABLE.-- October 1963 through September 1969.

GAGE.-- Water-stage recorder. Datum of gage is mean sea level (levels by U. S. Army Corps of Engineers).

EXTREMES.-- 1968 water year: maximum elevation 2.6 feet, Oct. 30, Apr. 3, and Sept 22; minimum -1.1 feet, Feb. 29.
1969 water year: maximum elevation 3.1 feet, May 6; minimum -1.2 feet, Mar. 25.

REMARKS.-- Gage operated by U. S. Army Corps of Engineers; records since August 1967 computed by U. S. Geological Survey.

Water stage, in feet, above or below (-) mean sea level; Time is Central Standard; Water Year October 1966 to September 1967.

October			November			December			January			February			March			April			May			June			July			August			September		
Day	Time	Stage	Day	Time	Stage	Day	Time	Stage	Day	Time	Stage	Day	Time	Stage	Day	Time	Stage	Day	Time	Stage	Day	Time	Stage	Day	Time	Stage	Day	Time	Stage	Day	Time	Stage	Day	Time	Stage
																														1	1000	1.6	1	1200	1.4
																															2400	.8	2	0100	.5
																														2	1200	1.7		1200	1.6
																														3	0300	.7	3	0300	.6
																															1400	1.6		1700	2.1
																														4	0200	.6	4	0300	.9
																															1400	1.6		1500	2.0
																														5	0300	.4	5	0200	1.1
																															1600	1.7		1200	2.0
																														6	0400	.5	6	0400	1.1
																															1600	1.7		1000	1.5
																														7	0500	.6		1700	1.2
																															1800	1.6		2300	1.7
																														8	0500	.6	7	0500	1.0
																															1500	1.4		0900	1.0
																															2000	1.4		1600	.6
																														9	0600	.7	8	0100	1.2
																															1400	1.1		1800	.1
																															1900	1.0	9	0500	1.2
																															2300	1.1		1900	.1
																														10	0700	.7	10	0600	1.3
																															1200	.9		2000	.3
																															1800	.8	11	0800	1.5
																														11	0200	1.2		2200	.4
																															0600	.8	12	0800	1.4
																															0900	1.1		2200	.5
																															1900	.6	13	1200	1.8
																														12	0700	1.5		2300	.8
																															2000	.6	14	1300	2.0
																														13	0800	1.6		2400	1.2
																															2000	.9	15	1400	2.3
																														14	0900	1.6	16	0200	1.5
																															2300	.8		1200	2.2
																														15	1200	1.9		1600	2.2
																															2400	1.0	17	0100	1.5
																														16	1000	1.8		1000	2.0
																														17	0200	.5		1400	2.0
																															1400	1.8		1900	2.4
																														18	0200	.6	18	0300	1.5
																															1000	1.4		1900	2.7
																															1500	1.4	19	0200	2.0
																														19	0200	.6		0700	2.6
																															1400	1.6		2000	3.5
																														20	0300	.6	20	0300	3.4
																															1800	1.8		2100	6.8
																														21	0400	.9	21	0600	5.1
																															1800	1.6		0800	5.4
																														22	0400	.8		1900	4.3
																															1400	1.6	22	2100	2.4
																															2100	1.7	23	0500	2.5
																														23	0400	.9		1900	1.8
																															1100	1.6	24	0400	2.3
																															1500	1.4		1900	1.5
																															1900	1.6	25	0500	2.2
																														24	1700	.8		1900	1.5
																														25	0100	1.4	26	0300	2.4
																															0600	1.2		2000	1.3
																															0900	1.5	27	0500	2.3
																															1700	1.0		2400	.1
																														26	0600	1.6	28	1100	1.1
																															1700	.9		2200	.3
																														27	0600	1.6	29	0900	1.5
																															2000	.8		2300	.7
																														28	0700	1.6	30	0900	1.8
																															2100	.5		1500	1.6
																														29	0700	1.3		2300	.7
																															2200	.2			
																														30	0800	1.2			
																															2300	.1			
																														31	1100	1.2			
																															2400	.3			

Table 10E.--L7, Lavaca Bay near Point Comfort, Tex.-Continued

Water stage, in feet, above or below (-) mean sea level; Time is Central Standard; Water Year October 1967 to September 1968.

Day	October Time	Stage	Day	November Time	Stage	Day	December Time	Stage	Day	January Time	Stage	Day	February Time	Stage	Day	March Time	Stage	Day	April Time	Stage	Day	May Time	Stage	Day	June Time	Stage	Day	July Time	Stage	Day	August Time	Stage	Day	September Time	Stage
1	0900	1.7	1	1400	-0.2	1	1400	0.4	1	a	a	1	0100	1.6	1	1000	-.2	1	0500	.6	1	0300	.5	1	0300	1.0				1	a	a	1	a	a
	1500	1.6	2	0400	1.2	2	0300	2.1	2	a	a		0600	1.6		1600	-.5		1500	1.4		1500	1.8		1400	2.2				2	a	a	2	a	a
	2400	.9		1300	.4		1800	-.1	3	a	a		1700	.8		2400	.0	2	0400	.4	2	0500	.6	2	0200	.6				3	a	a	3	a	a
2	1800	2.3	3	0200	1.9	3	0300	.9	4	a	a		2100	1.2	2	a	a		1800	2.1		1900	1.3	3	a	a				4	a	a	4	a	a
3	0200	1.5		1700	-.4		1700	-.3	5	a	a	2	1500	-.2	3	1500	-.5		2400	1.7	3	0800	.8	4	a	a				5	a	a	5	a	a
	0700	1.9	4	0400	.8	4	0800	1.4	6	a	a	3	0100	.7		2100	-.2	3	0400	2.1		1800	1.5	5	a	a				6	a	a	6	a	a
	1300	1.6		1500	.0		1800	.4	7	a	a		0400	.6	4	0600	-.5		0600	1.6	4	0700	.5	6	a	a				7	a	a	7	a	a
	1900	2.2	5	0600	1.8	5	0600	1.6	8	a	a		2200	1.6		a	a		1800	2.6		1800	1.2	7	a	a				8	a	a	8	a	a
4	0200	1.8		1600	.8		1800	.4	9	a	a	4	0600	1.0	5	0500	-.1	4	0600	1.1	5	0700	.4	8	a	a				9	1700	1.8	9	a	a
	0600	2.0	6	0500	1.8	6	0600	1.8	10	a	a		1500	1.5	6	a	a	5	0700	-.1		1500	1.3	9	a	a				10	0500	.8	10	a	a
	1300	1.5		1900	.6		2000	.6	11	a	a		2100	1.5	7	a	a		1900	1.2	6	0100	1.6	10	a	a					1300	1.5	11	a	a
	2100	2.3	7	0500	1.6	7	0600	1.5	12	a	a	5	0700	.7	8	a	a	6	0700	.1		0600	1.5	11	a	a					1900	1.6	12	a	a
5	1500	1.0		2000	.6		2000	.5	13	a	a		1600	1.4	9	a	a		2000	1.6		2000	2.4	12	a	a				11	0500	.8	13	a	a
6	0100	2.0	8	0800	1.7	8	0800	1.4	14	a	a	6	a	a	10	a	a	7	0900	.7	7	0700	1.6	13	a	a					1200	1.3	14	a	a
	1500	.9		2000	.7		2100	.9	15	a	a	7	a	a	11	a	a		2000	1.7		1800	2.0	14	a	a					1600	1.1	15	a	a
7	0400	2.2	9	0900	1.7	9	0600	1.6	16	1600	-.3	8	a	a	12	a	a	8	0900	.6	8	0100	1.8	15	a	a					2000	1.4	16	a	a
	1700	.9		2200	1.0		1200	1.4	17	0600	.8	9	a	a	13	a	a		2000	1.6		0600	1.6	16	a	a				12	0600	.8	17	1200	2.2
8	0300	1.8	10	0600	1.8		1500	1.7		1600	-.1	10	a	a	14	a	a	9	1100	.7		1700	1.7	17	a	a					1200	1.2		1400	1.8
	1800	.1		1400	1.5	10	1200	-.1	18	0700	1.4	11	a	a	15	a	a		1700	1.3	9	1100	1.7	18	a	a					1700	1.0		2400	.4
9	0600	1.4		2200	.9		1800	-.3		1700	.6	12	a	a	16	a	a	10	0300	1.2		2200	2.3	19	a	a				13	0100	1.3	18	1100	1.6
	1900	.3	11	0700	1.6		2100	-.1	19	0400	1.3	13	a	a	17	a	a		1300	.3	10	a	a	20	a	a					0600	1.2		2300	.6
10	0600	1.5		1400	1.2	11	0200	-.3		1600	.5	14	a	a	18	a	a		2200	.9	11	a	a	21	a	a					1200	1.4	19	1300	1.7
	2100	.3		1700	1.3		0600	.0	20	0300	1.4	15	a	a	19	a	a	11	0200	.7	12	a	a	22	a	a					1800	1.0	20	0100	1.0
11	0800	1.5	12	0100	.7		1300	-.3		1700	.8	16	a	a	20	1700	1.9		1100	.6	13	a	a	23	a	a				14	0500	1.6		1100	1.8
	2100	.5		0700	1.0		2400	.2	21	0100	1.4	17	a	a	21	0900	-.6		2000	1.1	14	a	a	24	a	a					1100	1.6	21	0100	1.1
12	1000	1.5		1400	.7	12	1200	-.4		0600	1.1	18	a	a		2000	.1	12	0100	.9	15	a	a	25	a	a					1900	1.1		1800	2.0
	2200	.7		2100	1.0	13	0500	.9		1100	1.4	19	a	a	22	0900	-1.0		0900	1.7	16	a	a	26	a	a				15	1200	1.9	22	0200	1.4
13	0900	1.6	13	0300	.8		1200	.6		1900	1.2	20	a	a		2100	.7		1600	1.7	17	a	a	27	a	a					2100	1.2		1900	2.6
	2300	1.0		0700	.8	14	0200	1.8		2400	1.5	21	a	a	23	1100	-.7		0300	1.1	18	a	a	28	a	a				16	0800	1.9	23	0300	2.1
14	1200	2.1		1400	.5		1600	.4	22	0900	.8	22	a	a	24	0100	.4	13	1000	1.7	19	a	a	29	a	a					2000	1.0		0700	2.2
15	0200	1.6		2100	1.2		2400	.9		1500	1.3	23	a	a		1100	-.4	14	0300	.6	20	a	a	30	a	a				17	0800	1.8		1300	1.9
	1200	2.3	14	0500	1.1	15	1600	-.4		2200	1.2	24	a	a	25	0200	.7		1100	1.4	21	a	a								2200	.7		2200	2.5
	1500	1.9		1400	.6	16	0500	.9	23	1400	-.1	25	a	a		1300	.1	15	0400	.1	22	2300	1.3							18	1200	1.8	24	1400	1.4
	1800	2.1		2200	1.3		1600	.1		2200	.1	26	a	a		2300	.8		1700	1.5	23	1100	1.9								2300	.7		2300	2.2
16	1800	.0	15	1300	.3	17	0200	1.5	24	1000	-.4	27	1600	e-.3	26	0400	.8	16	0400	.3		2400	1.1							19	1200	2.0	25	1600	.6
	2200	.3		2300	1.5		0500	1.1		2100	.9	28	0700	1.0		1300	.3		1800	2.0	24	1300	1.7								2300	.8	26	0200	1.6
17	0300	.2	16	1400	.5		0800	1.2	25	1100	-.2		1800	-.2		2200	1.2	17	0600	.8	25	0200	.9							20	1100	1.8		1000	1.3
	0700	.3	17	0100	1.6		1600	.5		2200	1.3	29	0400	-.6	27	0300	1.0		1700	2.0		1400	1.5							21	0200	.8		1700	.4
	1400	.0		1500	.6	18	0400	1.9	26	1100	.3		0900	-.3		0600	1.	18	0700	.7		2400	.7								1100	1.6	27	0400	1.7
	2100	.8	18	0100	1.7		1500	.7		2300	1.4		1900	-1.1		1300	.5		2000	1.8	26	1200	1.9							22	0200	.5		1700	.5
18	1400	-.1		1600	.4	19	0600	1.5	27	1200	.1					2100	1.0	19	0700	.9	27	0200	.5								1500	1.6	28	0600	1.9
	2200	.7	19	0300	1.5		1900	.3	28	0100	1.6				28	0300	.9		1800	2.0		1300	1.8							23	0300	.6		2000	.8
19	0200	.6		1700	.5	20	0700	1.5		1200	.4					0800	1.2	20	0800	.5	28	0100	.4								1500	1.6	29	0700	2.1
	0600	.7	20	0500	1.7		2000	.6	29	0100	1.7					1400	.8		1900	1.8		1200	1.4							24	0400	.8		2200	.8
	1400	.3		1800	.6	21	0800	1.8		1400	.3					2000	1.1	21	1000	.7	29	0100	.2								1100	1.5	30	0700	1.8
	2400	1.2	21	0600	1.7		1800	.8	30	0100	1.4				29	0200	.7		2200	1.7		1300	1.6								1800	1.6		2200	.4
20	1500	.3		1700	.6	22	0100	.7		1500	.4					0900	1.2	22	1100	1.0	30	0200	.3							25	0300	.7			
21	0100	1.3	22	0400	1.6	23	a	a	31	0200	1.4					1600	.9		1900	1.6		1300	1.6								1200	1.5			
	1500	.3		1800	.4	24	a	a		1500	.5					1900	.9		2300	1.4	31	0200	.6								1600	1.4			
22	0300	1.4	23	0600	1.6	25	a	a							30	0300	.6	23	0300	1.5		1600	2.0								2000	1.6			
	1600	.4		1900	.6	26	a	a								1300	1.4		2000	.0										26	0400	.9			
23	0400	1.5	24	0700	1.5	27	a	a							31	0400	.6	24	2000	.8											1100	1.4			
	1600	.7		2000	.6	28	a	a								1500	1.7	25	0100	.6											1500	1.2			
24	0500	1.9	25	0400	1.6	29	a	a											0800	1.1											2100	1.7			
	1900	.6		2000	.8	30	a	a											1100	e1.0										27	0400	1.0			
25	0400	1.4	26	0400	1.3	31	a	a											1800	1.3											0800	1.4			
	1800	.5		2200	.7													26	0100	.8										28	a	a			
26	0800	1.9	27	0400	1.0														1100	1.7										29	a	a			
	2100	1.0		1300	.5													27	0200	.6										30	a	a			
27	0600	1.8		2000	1.0														1300	1.6										31	a	a			
	2100	.5		2200	.8													28	0200	.6															
28	0800	1.6	28	0500	1.4														1300	1.6															
	1500	1.6		1200	.9													29	0300	.2															
	2200	1.0		2000	1.6														1100	.8															
29	1500	2.5	29	0300	1.6													30	0300	-.1															
	2100	1.9		1200	.9														1700	1.4															
30	0400	2.6		2100	2.3																														
	0800	1.3	30	1400	.6																														
	1800	.2		2400	1.8																														
	2100	.3																																	
31	0200	.1																																	
	0600	.3																																	
	1700	-.4																																	
	2200	.4																																	

Note: No usable record for July.

Table 10E.--L7, Lavaca Bay near Point Comfort, Tex.-Continued

Water stage, in feet, above or below (-) mean sea level; Time is Central Standard; Water Year October 1968 to September 1969.

October			November			December			January			February			March			April			May			June			July			August			September		
Day	Time	Stage	Day	Time	Stage	Day	Time	Stage	Day	Time	Stage	Day	Time	Stage	Day	Time	Stage	Day	Time	Stage	Day	Time	Stage	Day	Time	Stage	Day	Time	Stage	Day	Time	Stage	Day	Time	Stage
1	0800	1.6	1	0600	1.2	1	1200	.7	1	0300	-0.2				1	a	a	1	0900	0.9	1	0200	1.0	1	0300	.5	1	0600	.4	1	0500	.2	1	0200	1.7
	2200	.6		1100	.9		2000	1.5		1200	-.8				2	a	a		1300	.7		1100	1.8		1400	1.9		1800	2.0		2200	1.0		1900	.6
2	1000	1.8		1800	1.4	2	1200	.0	2	0400	1.1				3	a	a		2000	1.2		2400	.9	2	0500	.0	2	0800	.8	2	0600	.4	2	0500	1.4
	2300	.8	2	1000	.8		2300	1.4		1300	.3				4	a	a	2	0200	.8	2	1200	1.9		1700	1.5		1900	1.7		1200	.8		1900	.4
3	0800	1.6		2100	1.6	3	1600	-.9	3	0300	1.6				5	a	a		0700	1.1	3	0200	.8	3	0300	.0	3	a	a		1800	.7	3	0800	1.4
	1600	1.6	3	1600	.0	4	0100	.3		1600	.2				6	a	a		1500	.7		1300	2.0		1700	2.1		2000	1.5		2400	.9		2100	.5
4	0100	.6		2300	.5		1400	-.7		2000	.5				7	a	a		2000	.9	4	0300	1.0	4	0500	.5	4	0900	e.9	3	1700	.4	4	0800	1.4
	1800	1.6	4	1300	-.1	5	0200	.6	4	0200	.3				8	a	a	3	0300	.4		1600	2.6		1700	1.7		1700	e1.4	4	0500	1.0		2200	.5
5	0100	1.2		2400	1.1		1400	-.4		1600	-.7				9	a	a		1200	1.2	5	0300	1.2	5	0700	.3	5	a	a		2000	.4	5	1000	1.7
	1000	1.9	5	1300	.4	6	0300	1.0	5	0500	.7				10	a	a		1600	1.0		1700	2.6		1700	1.3	6	a	a	5	0900	1.3		2300	.7
	1200	1.7	6	0200	1.6		1500	-.2		1600	-.1				11	2200	1.1		1900	1.2	6	0500	1.5	6	0700	.4	7	a	a		2200	.5	6	1100	1.6
	1900	2.2		1600	.4	7	0200	.9	6	0300	1.2				12	0900	-.1	4	0400	.5		1500	3.1		2000	1.5	8	2300	.5	6	0900	1.3	7	0100	.8
6	0200	1.8		2400	1.3		1800	-.6		1600	.0					2200	1.4		1600	1.5	7	0600	1.4	7	0800	.8	9	1100	1.4		2400	.4		1000	1.6
	0600	1.9	7	1500	.0	8	0700	.4	7	0300	1.0				13	1100	-.2	5	0500	.3		1500	2.3		1700	1.4		2400	.3	7	0900	1.3	8	0100	.5
	1200	1.3	8	0300	1.6		1600	-.1		1600	-.1					2100	1.2		1500	1.3	8	0700	.9		2200	1.0	10	1100	1.3		2300	.4		1000	1.3
	1900	1.9		1900	.0	9	0500	1.3	8	0400	.9				14	1100	.2	6	0500	-.1		1600	1.6	8	0400	1.4	11	0100	.4	8	1200	1.4	9	0200	.2
7	1400	1.1	9	0400	.9		1700	.4		1600	.6				15	0400	2.2		1900	1.2	9	0800	.0		1000	1.1		1300	1.3	9	0100	.2		1700	1.2
8	0100	2.1		1000	.9	10	0500	1.4	9	0200	.9					1200	1.3	7	0600	.0		1900	1.1		1500	1.4	12	0200	.2		1200	1.2		2400	.5
	0700	1.8		1600	.5		1800	.2		1900	-1.0					2200	1.7		2000	1.6	10	0800	.4		2400	.8		1300	1.3	10	0200	.1	10	1700	1.5
	0900	2.2	10	0600	2.1	11	0400	1.3	10		c				16	1500	.7	8	0700	.4		1700	1.2	9	0600	1.3	13	0200	.2		1300	1.1		2400	.9
	1500	1.3		2300	.3		1300	.8	11	0100	1.1					2300	1.3		1800	1.7		2200	1.0		2300	.3		1300	1.2	11	0300	-.1	11	1100	1.4
	2200	2.1	11	0500	.5		2000	.9		1200	.5				17	0300	1.0	9	0800	.3	11	0300	1.3	10	0900	1.2	14	0300	.0		1600	.9		1500	1.3
9	0400	2.1		1900	-1.1	12	0400	1.7		2400	1.1					0700	1.2		2000	1.8		0800	.8		2400	.4		1500	1.2	12	0200	-.2		1900	1.4
	1500	1.2	12	0800	.2		2200	1.0	12	0700	.6					1500	.5	10	0900	.3		1600	1.3	11	1300	1.6	15	0400	.0		1700	1.0	12	0300	.7
	2200	2.2		1900	-.5	13	0200	1.3		1300	.6					2100	1.3		2100	1.5		2200	.7	12	0100	.6		1500	1.0	13	0300	.0		2100	1.4
10	1500	.8	13	1000	1.1		1100	.7		2000	el.4				18	0300	.9	11	1100	.4	12	0500	1.1		1100	1.7	16	0400	-.1		1700	1.1	13	0300	.8
11	0400	1.9		2100	.4	14	0200	.4	13	0400	el.4					0800	1.1		1800	1.8		1000	.9	13	0300	.8		1700	1.2	14	0400	.2		0900	1.0
	1500	1.1	14	1300	1.7		1100	-.1	14	a	a				19	0400	-.3		2400	1.9		1800	1.5		1400	1.8	17	0500	.0		1900	1.2		1400	.8
12	0500	2.0		2100	.9		2400	.4	15	a	a					1000	.1	12	0400	1.7		2200	.9	14	0300	.6		1800	1.0	15	0400	.3		2200	1.4
	1700	1.0	15	0500	1.6	15	1300	.0	16	a	a					1400	-.1		0800	2.7	13	0900	1.7		1300	1.6	18	0500	.0		1900	1.2	14	0800	1.5
13	0600	2.1		2300	.9	16	0200	1.1	17	a	a					2100	.4		1400	1.9		1300	1.1	15	0300	.2		1600	.8	16	0400	.5		1300	1.2
	1800	1.3	16	0500	1.3		1100	.3	18	a	a				20	0300	.1		1700	2.1		1600	1.3		1300	1.2	19	0600	.0		2200	1.1	15	0100	1.7
14	0600	2.2		1300	.8	17	0100	1.7	19	a	a					1100	.9	13	1400	.7	14	0100	.8	16	0100	.1		1500	.6	17	0500	0.7		1700	.8
	1900	1.5		1900	1.2		1300	.6	20	a	a				21	0500	-.4	14	0600	.7		0900	1.5		1600	1.7		2300	.5		1100	1.0	16	0200	1.6
15	0600	2.4		2400	.9	18	0100	1.8	21	a	a					1800	.7		1400	.4		1500	1.4	17	0300	.5	20	0500	.2		1600	.8		1600	.7
	1900	1.6	17	0500	1.2		1400	.5	22	a	a				22	0500	-.1		2100	.9		2400	.5		1600	1.8		1300	.6		2400	1.3	17	0300	1.6
16	0500	2.6		1300	.6		2300	1.5	23	a	a					2100	1.4	15	0200	.6	15	0900	1.4	18	0400	.7	21	0200	.7	18	0600	1.1		1900	.3
	1300	2.4		1800	1.3	19	1500	.0	24	a	a				23	0400	.9		0900	1.5		1100	1.2		1500	1.7		0800	.5		0900	1.2	18	0700	1.4
	2100	1.6	18	1200	-.3	20	0100	1.5	25	a	a					0900	1.4		1400	1.2		1400	1.5	19	0500	.4		1200	.7		1700	.8		1700	.5
17	0400	2.2		1500	-.3		1500	.3	26	a	a					1100	1.0		1800	1.4	16	0100	.4		1500	1.5		2100	.3	19	0400	1.3	19	1000	1.8
	2200	.7		2400	.7	21	0400	1.9	27	a	a					1300	1.3	16	0200	1.0		1100	1.8	20	0500	.6	22	1100	.8		1800	.9		2000	.9
18	0700	1.6	19	1300	-.3		1500	.8	28	a	a					1700	1.0		0900	1.7		1400	1.2		1600	1.5		2300	.4	20	0900	2.0	20	0700	1.9
	1700	1.8	20	0200	1.0	22	0100	2.1	29	a	a					2200	1.6		1500	1.5		1800	1.5	21	0600	.5	23	0900	.8		2100	1.0		2300	.6
	2300	1.5		1400	-.3		1800	-.2	30	a	a				24	0900	.3		2200	1.6	17	0100	.5		1600	1.3		2300	.0	21	0600	1.7	21	1100	1.8
19	0500	2.0	21	0200	1.0	23	0100	.3	31	a	a					1200	.5	17	0100	1.3		1300	1.7	22	0600	.8	24	1100	.9		2200	.5		2300	1.1
	1300	1.4		1500	-.3		1800	-.9							25	1000	-1.2		1000	2.0	18	0200	.4		1600	1.6		2400	-.1	22	0900	1.5	22	1100	2.0
	1800	1.8	22	0400	1.2	24	0900	.4								2300	-.3	18	0300	.4		1300	1.4		2400	1.1	25	1200	.9		2300	.3	23	0100	.9
	2300	1.5		1700	.0		1800	.0							26	0800	-.9		1000	.7	19	0300	.2	23	1300	1.5	26	0100	-.3	23	1000	1.3		1000	1.8
20	0600	1.9	23	0600	1.4	25	0500	.6								2200	.6	19	0400	-.4		1400	1.5		2300	1.1		1300	1.0	24	0100	.0	24	0100	.6
	1200	1.5		1800	.1		2300	.6							27	1100	-.4		1800	1.1	20	0400	.4	24	1600	1.6	27	0200	-.3		1200	1.2		0800	1.1
	2000	2.1	24	0600	1.3	26	0300	1.0								2000	.6	20	0600	.2		1500	1.5		2400	1.1		1500	1.2		2400	.2		1300	1.0
21	0100	1.7		1900	-.2		0900	.9							28	0900	-.4		1700	1.4	21	0300	.1	25	1200	2.1	28	0300	-.3	25	1200	1.4		1700	1.2
	0500	1.8	25	0800	1.1		1500	1.4								2000	.8	21	0600	.0		1500	1.5		2300	1.1		1600	1.1	26	0200	.3	25	0200	.5
	1300	1.0		1900	.3		2200	1.2							29	1100	-.1		1600	1.1	22	0400	.4	26	1300	2.3	29	0400	-.3		1300	1.6		0800	.9
	2100	1.7	26	1300	2.4	27	0100	1.4								2100	.8	22	0700	-.1		1400	1.3		2400	1.0		1800	.8	27	0200	.4		1300	.8
22	1300	.5		2000	1.7		0900	1.1							30	1200	-.3		1800	1.1	23	0400	.2	27	1100	2.0	30	0400	-.4		1800	1.9		1900	1.3
	2300	1.7	27	0100	2.1		1500	1.5								2400	.9	23	0600	-.1		1600	1.2	28	0200	.6		1900	.9	28	0300	1.0	26	0300	.6
23	1400	.5		2000	.0	28	1200	-.1							31	1200	.2		1900	1.1	24	0500	.2		1300	1.8	31	0500	-.2		1200	2.0		0800	.9
24	0200	2.0	28	0200	.4		2000	.5								2300	1.0	24	0700	-.1		1500	1.2	29	0300	.5		1900	.9		1400	1.8		1300	.5
	1700	.0		0800	-.5	29	1300	-.2											2100	1.4	25	0600	.2		1400	2.0					2000	2.6		2200	1.5
25	0500	1.3		1300	.1	30	0200	1.1										25	0600	1.0		1600	1.0	30	0400	.5				29	0700	1.4	27	1400	.6
	1700	.0		2300	-.1		1100	-.3											1900	2.1	26	0500	.6		1500	1.8					1800	2.1		2300	1.7
26	0500	1.5	29	0500	.3		2200	1.3										26	0500	1.5		1500	1.0							30	0400	1.5	28	1500	0.5
	1800	.2		0900	.1	31	1600	-1.0											1700	2.5		2200	.6								1000	1.8	29	0300	1.4
27	0600	1.5	30	0700	1.1													27	0400	1.8	27	0700	.9								1600	1.5		2000	.8
	2000	.1		1100	.7														0900	1.9		1100	.7								2200	2.1	30	0600	1.4
28	0600	1.1		1700	1.6														1100	1.7		1600	.8							31	1700	1.3		2000	1.0
	2000	.0		2000	.7														1600	2.0		2300	.3												
29	0600	1.1		2400	1.2													28	1100	.5	28	0900	.9												
	2100	.0																	2000	.7		2400	-.1												
30	0806	.9																	2400	.4	29	1200	.9												
	1500	1.0																29	0600	.9'		2400	.0												
	2300	.5																	0900	.7	30	1200	1.5												
31	0700	1.2																	1600	1.2	31	0200	.3												
	1600	1.3																	2300	.7		1400	1.8												
	2300	.8																30	1200	1.7															
																			1600	1.4															
																			200	2.1															

Note: No usable record for February.

Table 10F.--L8, Lavaca Bay at Magnolia Beach near Port Lavaca, Tex.

LOCATION.-- Lat 28°33'52" long 96°32'50", on bulkhead at Humble Oil Co. Plant at Magnolia Beach, about 6 miles southeast of Port Lavaca, Calhoun Co.

RECORDS AVAILABLE.-- August 1968 through September 1969.

GAGE.-- Water-stage recorder. Datum of gage is mean sea level (levels by U. S. Army Corps of Engineers).

EXTREMES.-- 1969 water year: maximum elevation 4.6 feet, Feb. 14; minimum -0.8 feet, Nov. 11 and Dec. 23.

REMARKS.-- Gage operated by U. S. Army Corps of Engineers; records computed by U. S. Geological Survey.

Water stage, in feet, above or below (-) mean sea level; Time is Central Standard; Water Year October 1967 to September 1968.

October			November			December			January			February			March			April			May			June			July			August			September		
Day	Time	Stage	Day	Time	Stage	Day	Time	Stage	Day	Time	Stage	Day	Time	Stage	Day	Time	Stage	Day	Time	Stage	Day	Time	Stage	Day	Time	Stage	Day	Time	Stage	Day	Time	Stage	Day	Time	Stage
																														1	0300	1.2	1	0800	1.9
																															1900	.5		2200	.6
																														2	0700	1.3	2	1000	1.9
																															2000	.4		2200	.7
																														3	0800	1.4	3	1000	2.0
																															2100	.4		2400	1.0
																														4	0900	1.5	4	1100	2.1
																															2200	.4	5	0100	1.0
																														5	1100	1.8		0300	e1.6
																															2300	.6		0500	1.0
																														6	1200	1.8		1200	1.6
																														7	0100	.5	6	0200	.6
																															1300	1.7		1900	2.0
																														8	0200	.5	7	0300	1.2
																															1400	1.7		1100	1.7
																														9	0200	.6		1400	1.6
																															1600	1.6		2000	1.9
																														10	0300	.7	8	0400	1.3
																															1200	1.3		0900	1.6
																															1700	1.4		1500	1.3
																														11	0400	.7		1900	1.6
																															1100	1.2	9	0500	1.1
																															1700	1.0		0900	1.3
																															2100	1.1		1500	.9
																														12	0400	.7		2400	1.5
																															1000	1.0	10	1500	.6
																															1600	.8	11	0400	1.5
																															2300	1.1		1600	.7
																														13	1000	1.2	12	0600	1.8
																															1700	.7		1700	1.0
																														14	0600	1.4	13	0700	2.2
																															1800	.8		2000	1.3
																														15	0700	1.7	14	0800	2.2
																															1900	.7		1900	1.4
																														16	0700	1.8	15	0700	2.4
																															1900	.8		2200	1.1
																														17	0800	1.6	16	0800	1.9
																															2100	.6		2200	1.1
																														18	0900	1.6	17	1000	1.8
																															2200	.7	18	0100	.6
																														19	1000	1.7		1200	1.5
																															2200	.6		2400	.6
																														20	1100	1.7	19	1300	1.7
																															2300	.6	20	0100	.9
																														21	1000	1.4		1300	1.7
																															2400	.4	21	0100	1.0
																														22	1200	1.4		1800	1.8
																														23	0100	.5	22	0100	1.3
																															1400	1.4		2000	2.4
																														24	0200	.7	23	0300	2.0
																															1500	1.5		0900	2.1
																														25	0300	.7		1300	1.8
																															1600	1.4		2200	2.3
																														26	0300	.8	24	1500	1.4
																															0900	1.3	25	0100	2.0
																															1400	1.1		1600	.8
																															2100	1.5	26	0200	1.7
																														27	0300	1.0		1700	.6
																															0800	1.3	27	0600	1.7
																															1500	1.0		1700	.6
																														28	0700	1.9	28	0700	2.0
																															1500	1.0		1900	.8
																														29	0400	1.8	29	0800	2.1
																															1800	.9		2100	.9
																														30	0800	1.9	30	0800	1.8
																															1800	1.1		2300	.6
																														31	0700	2.0			
																															2100	.8			

Table 10F.--L8, Lavaca Bay at Magnolia Beach near Port Lavaca, Tex.-Continued

Water stage, in feet, above or below (-) mean sea level; Time is Central Standard; Water Year October 1968 to September 1969.

October			November			December			January			February			March		
Day	Time	Stage	Day	Time	Stage	Day	Time	Stage	Day	Time	Stage	Day	Time	Stage	Day	Time	Stage
1	1000	1.5	1	0500	1.1	1	1100	0.8	1	1100	-0.7	1	1200	0.3	1	0100	1.2
	2300	.6		1100	.9		2100	1.4	2	0300	1.1	2	0100	1.5	2	a	a
2	1200	1.7		1700	1.3	2	1200	.1		1200	.4		a	a	3	a	a
	2400	.9		2300	1.0		2400	1.4	3	0200	1.6		2400	1.6	4	a	a
3	0800	1.6	2	0500	1.1	3	1600	-.4		1400	.4	3	1400	.0	5	a	a
	1800	1.5		1000	.7	4	0200	.3		2000	1.1	4	0500	.9	6	a	a
	2400	.8		2000	1.4		1300	-.7	4	1400	-.5		1300	e.3	7	a	a
4	1800	1.6	3	1300	.4	5	0200	.6	5	0300	.8	5	0500	1.4	8	a	a
5	0100	1.3		2100	.6		1400	-.3		1400	-.1		1300	e.8	9	a	a
	2100	2.1	4	1200	.0	6	0300	.9	6	0300	1.1		2200	1.2	10	a	a
6	0200	1.8		2400	1.0		1500	-.1		1500	-.1	6	0800	1.0	11	a	a
	0800	1.9	5	1100	.3	7	0300	1.1	7	0400	.9		1600	.6	12	a	a
	1200	1.5		2200	1.8		1800	-.3		1600	-.1		2100	.7	13	a	a
	2200	1.9	6	1400	.5	8	0500	.7	8	0400	.8	7	0500	.3	14	a	a
7	1500	1.2		2400	1.5		1600	-.1		1400	.0		1200	.6	15	a	a
8	0200	2.0	7	1300	.2	9	0500	1.3	9	0300	1.1		2200	.7	16	a	a
	1600	1.4	8	0300	1.7		1600	.4		1900	-.6	8	0400	.4	17	a	a
9	0200	2.1		1800	.6	10	0500	1.4	10	2300	1.1		0900	.8	18	a	a
	1500	1.2	9	0400	1.3		1700	.3	11	1000	.6	9	0600	-.3	19	a	a
	2000	2.2		1500	.6	11	0500	1.2		2300	1.1		2100	.9	20	a	a
10	1400	.9	10	0400	2.0		1400	.6	12	0900	.5	10	0700	.3	21	a	a
11	0300	1.9		1400	.9	12	0500	1.6		2100	1.4		2000	1.4	22	a	a
	1500	1.1		1800	1.3		1800	.9	13	1000	.6	11	0900	.2	23	a	a
12	0500	2.0		2200	.6	13	0200	1.3		2200	1.4		2100	1.3	24	a	a
	1700	1.0	11	0500	.8		2300	.6	14	1000	.4	12	1000	.1	25	a	a
13	0500	2.0		1800	-.8	14	0100	.7		2300	1.5		2300	1.3	26	a	a
	1700	1.2	12	0600	.1		1100	.1	15	1100	.3	13	1000	.6	27	a	a
14	0600	2.2		1700	-.4		2300	.4		2300	1.7	14	0400	4.6	28	a	a
	1800	1.4	13	0900	1.0	15	1100	.0	16	1200	.4		1000	3.1	29	a	a
15	0600	2.3		2000	.4	16	0100	1.0		2400	1.6		1900	3.8	30	a	a
	1900	1.5	14	0900	1.4		1000	.3	17	1400	.3	15	1500	1.3	31	a	a
16	0600	2.5		2100	.9		2400	1.6	18	0300	1.7		2200	1.4			
	2100	1.7	15	0500	1.5	17	1200	.5		1400	.5	16	1300	.0			
17	0400	2.5		2300	1.0		2400	1.7	19	0200	1.7	17	0500	1.4			
	2000	1.0	16	0500	1.3	18	1200	.4		1500	.3		1400	.6			
18	0500	1.7		1200	.8		2200	1.4	20	0500	1.3		2200	.9			
	1500	1.8		1900	1.1	19	1300	.0		1600	.4	18	1400	.1			
	2200	1.6		2400	1.0	20	0200	1.4	21	0500	1.1	19	0800	1.0			
19	0400	2.0	17	0500	1.1		1400	.3		1500	.4		1300	.6			
	1200	1.5		1100	.7	21	0400	1.8	22	0100	1.0		1900	1.5			
	1800	1.7		2000	1.6		1400	.7		1500	.5	20	0300	1.5			
	2300	1.6	18	1400	.0	22	0200	2.1		2100	.9		1000	2.1			
20	0500	1.9		2200	.8		1800	.1	23	1800	.4		1600	1.9			
	1200	1.5	19	1300	-.2		2400	.6		2200	.5		2000	2.1			
	1900	2.0	20	0100	.9	23	1700	-.8	24	0400	.3	21	0300	1.4			
21	0400	1.8		1400	-.2	24	0800	.3		0700	.6		1100	2.2			
	1200	1.1	21	0200	1.0		1700	-.3		1400	-.1	22	0700	.7			
	2100	1.7		1400	-.3	25	0800	.6		2200	.5		1600	1.1			
22	1200	.6	22	0400	1.1		1700	.3	25	0700	.1	23	0700	.1			
	2300	1.7		1500	-.2	26	0200	.9		2100	1.2		2100	1.5			
23	1300	.6	23	0500	1.3		1600	1.2	26	0700	.4	24	0900	.6			
24	0100	2.2		1600	.0		2000	1.1		2300	1.5		1800	1.4			
	1600	.4	24	0500	1.3	27	0100	1.2	27	1000	.6	25	0900	.4			
25	0300	1.4		1800	.0		1100	.8		2000	1.6		2100	1.4			
	1500	.2	25	0700	1.1		1500	1.6	28	1000	.5	26	1000	.5			
26	0400	1.4		1800	.3	28	1200	-.1		2100	1.5		2200	1.6			
	1700	.2	26	0900	1.9		2000	.4	29	1100	.4	27	1100	.6			
27	0600	1.4		1900	1.5	29	0900	-.4		2300	1.7		2300	1.7			
	1800	.2	27	0100	2.1	30	0100	1.0	30	1100	.5	28	1300	.2			
28	0400	1.3		1900	.3		1100	.3	31	0200	1.4						
	1800	.1	28	0100	.5		2400	1.4		1300	.5						
29	0600	1.0		0700	-.2	31	1400	-.5		2400	1.4						
	2000	.1		1200	.1		2400	.2									
30	0700	.9		2100	.0												
	2100	.4	29	0400	.4												
31	0600	1.1		0800	.2												
	1400	1.1	30	0400	1.2												
	2200	.8		0900	1.0												
				1700	1.9												
				2100	1.2												

April			May			June		
Day	Time	Stage	Day	Time	Stage	Day	Time	Stage

July			August			September		
Day	Time	Stage	Day	Time	Stage	Day	Time	Stage
1	a	a	1	0500	.1	1	0300	1.6
2	a	a		0900	.5		1900	.5
3	a	a		2200	.7	2	0500	1.2
4	a	a	2	0600	.4		1900	.2
5	a	a		1200	.6	3	0800	1.2
6	a	a		1700	.5		2000	.4
7	2200	.5	3	0100	.7	4	0800	1.3
8	0900	e1.5		1100	.6		1400	.4
	2200	.3		1800	.2	5	0900	1.4
9	1000	1.2	4	0700	.8		2200	.6
	2300	.2		1900	.3	6	1000	1.4
10	1100	1.1	5	0800	1.2		2300	.7
	2400	.3		2100	.3	7	1000	1.5
11	1100	1.2	6	0800	1.2		2300	.4
12	0100	.1		2200	.3	8	1000	1.2
	1300	1.1	7	0900	1.2	9	0100	.1
13	0100	.0		2200	.2		1800	1.1
	1300	1.0	8	1100	1.1		2400	.4
14	0300	.0		2400	.1	10	1600	1.3
	1400	1.0	9	1100	1.0	11	0100	.8
15	0400	-.1	10	0100	.0		0900	1.3
	1500	.8		1300	.9		1500	1.2
16	0300	-.1	11	0200	-.1		1700	1.3
	1600	.9		1300	.7	12	0300	.7
17	0400	.0	12	0200	-.3		2000	1.2
	1200	.9		1500	.7	13	0300	.8
18	0400	.0	13	0300	-.1		0800	.9
	1200	.6		1700	.9		1400	.7
19	0400	e.0	14	0400	.1	14	0700	1.4
	1300	.4		1800	.9		1400	1.0
20	0400	.2	15	0300	.3	15	0100	e1.4
	1600	.6		2000	1.0		1700	.7
	1800	.4	16	0300	.4	16	0400	e1.4
	2000	.5		1100	.7		1700	.6
21	0600	.4		1600	.6	17	0400	1.4
	1000	.6		2200	e.9		1800	.3
	1900	.1	17	0400	e.7	18	0600	1.3
22	0900	.6		1000	e.8		1800	.5
	2000	.1		1600	e.6	19	0900	1.8
23	0600	.7	18	0600	1.4		2000	.9
	2100	-.2		2100	e.9	20	0700	1.8
24	0800	.6	19	0600	e1.2		2200	.6
	2200	-.3		1700	.7	21	1000	1.7
25	1000	.6	20	0800	1.8		2200	1.0
	2300	-.4		2100	.9	22	1100	e1.9
26	1200	.7	21	0700	1.6		2300	.9
	2400	.4		2200	.4	23	1000	1.8
27	1300	.9	22	0900	1.4	24	0100	.6
28	0200	.4		2300	.2		1700	1.1
	1500	.8	23	1000	1.2	25	0200	.5
29	0300	.4		2400	.0		2000	1.1
	1500	.6	24	1200	1.0	26	0300	.7
30	0300	-.4		2400	.0		0800	.8
	1700	.6	25	1400	1.2		1300	.5
31	0400	-.3	26	0200	.2		2200	1.4
	1900	.7		1400	1.4	27	1400	.6
			27	0200	.4	28	0100	1.5
				1900	1.6		1500	.5
			28	0300	.9	29	0300	1.3
				2000	2.3		1600	.4
			29	0400	1.3	30	0500	1.4
				2000	1.8		1700	.5
			30	1600	1.3			
				2200	1.9			
			31	1600	1.1			

Note: No usable record for April through June.

Table 10G.--L10, Matagorda Bay at range tower near Port O'Connor, Tex.

LOCATION.-- Lat 28°26'26" long 96°20'15", on dredging range tower north of entrance channel in Matagorda Bay, about 4 miles east of Port O'Connor, Matagorda Co.

RECORDS AVAILABLE.-- September 1963 through September 1969.

GAGE.-- Water-stage recorder. Datum of gage is mean sea level (levels by U. S. Army Corps of Engineers).

EXTREMES.-- 1968 water year: maximum elevation 2.6 feet, June 24; minimum -2.0 feet, Mar. 13.
1969 water year: maximum elevation 3.4 feet, Feb. 14; minimum -1.3 feet, Dec. 23.

REMARKS.-- Gage operated by U. S. Army Corps of Engineers; records since Aug. 1967 computed by U. S. Geological Survey.

Water stage, in feet, above or below (-) mean sea level; Time is Central Standard; Water Year October 1966 to September 1967.

October			November			December			January			February			March			April			May			June			July			August			September		
Day	Time	Stage	Day	Time	Stage	Day	Time	Stage	Day	Time	Stage	Day	Time	Stage	Day	Time	Stage	Day	Time	Stage	Day	Time	Stage	Day	Time	Stage	Day	Time	Stage	Day	Time	Stage	Day	Time	Stage
																														1	0800	0.9	1	a	a
																															1800	-.1	2	a	a
																														2	0800	e1.0	3	a	a
																														3	a	a	4	a	a
																														4	a	a	5	a	a
																														5	a	a	6	a	a
																														6	a	a	7	a	a
																														7	a	a	8	a	a
																														8	1700	.8	9	a	a
																															2400	.0	10	a	a
																														9	0800	.6	11	a	a
																														10	0200	.3	12	a	a
																															0900	e.5	13	a	a
																															1500	.2	14	a	a
																														11	0700	e.9	15	1100	e1.7
																															1500	.2		2100	.9
																														12	0600	1.2	16	1200	1.7
																															1600	.4		2100	.9
																														13	0600	1.3	17	1300	1.7
																															1700	.2		2100	1.1
																														14	0800	1.3	18	1700	2.0
																															1800	.2		2200	1.8
																														15	0900	1.6	19		c
																															2000	.4	20	1500	5.0
																														16	0600	1.4	21		b
																															2000	.0	22	1200	1.7
																														17	1100	1.4		2300	2.1
																															2100	.0	23	1200	1.2
																														18	1100	1.2		2300	1.9
																															2200	.0	24	a	a
																														19	1100	1.4	25	0200	1.8
																															2300	.3		a	a
																														20	1400	1.4	26	0200	1.8
																															2300	.5		a	a
																														21	a	a	27	0200	1.9
																														22	a	a		1700	.4
																														23	a	a	28	0800	1.2
																														24	a	a		1600	.2
																														25	a	a	29	0700	1.2
																														26	a	a		1700	.4
																														27	a	a	30	0600	1.5
																														28	a	a		1800	.3
																														29	a	a			
																														30	a	a			
																														31	a	a			

Table 10G.--L10, Matagorda Bay at range tower near Port O'Connor, Tex.-Continued

Water stage, in feet, above or below (-) mean sea level; Time is Central Standard; Water Year October 1967 to September 1968.

October			November			December			January			February			March			April			May			June			July			August			September		
Day	Time	Stage	Day	Time	Stage	Day	Time	Stage	Day	Time	Stage	Day	Time	Stage	Day	Time	Stage	Day	Time	Stage	Day	Time	Stage	Day	Time	Stage	Day	Time	Stage	Day	Time	Stage	Day	Time	Stage
1	0800	1.3	1	a	a	1	1000	-0.2	1	1200	-0.4	1	0400	1.2	1	1400	-1.0	1	1200	0.7	1	1400	1.1	1	1200	1.1	1	0200	0.2	1	0500	0.7	1	0700	1.6
	1900	.5	2	a	a	2	0200	1.4	2	0400	1.2		1400	.3	2	1400	.1		2300	-.2	2	0200	.0	2	0300	.2		1300	1.0		1500	-.1		1800	.2
2	1200	1.8	3	a	a		1200	.0		1300	.1		2400	1.0	3	0100	-.6	2	1600	1.0		1500	1.1		1300	1.1	2	0200	.4	2	0600	.9	2	0900	1.6
	2000	1.2	4	a	a		2300	.9	3	0400	1.2	2	1300	-.1		0900	.0	3	0200	.0	3	0300	.0	3	0400	.1		1200	.8		1800	-.2		1800	.1
3	0400	1.5	5	a	a	3	1200	-.8		1400	.2	3	2100	.9	4	0100	-.6		1500	1.6		1500	.9		1200	1.0	3	0300	.6	3	0800	1.0	3	1000	1.6
	0900	1.3	6	a	a	4	0500	.9		2400	1.2	4	0200	.7		1800	.0	4	0300	.6	4	0200	-.2	4	0200	.1		0900	.9		1700	-.2		2100	.4
	1700	1.6	7	a	a		1300	-.1	4	1300	.0		2100	.9		2300	-.4		1000	1.7		1600	.9		1300	.9		1700	.5	4	0800	1.1	4	0800	1.6
	2200	1.3	8	a	a	5	0500	1.1	5	0600	1.1	5	0400	.5	5	1800	.8	5	0500	-.1	5	0400	-.3	5	0300	.4	4	0900	1.2		1900	-.3		2100	.3
4	0300	1.5	9	1900	.7		1400	.0		1300	.7		1800	1.2	6	0200	.0		1800	.7		2100	.8		1200	.7		1800	.7	5	0900	1.4	5	0700	1.5
	1000	1.1	10	0400	1.4	6	0500	1.3		2300	1.2	6	0600	.0		1700	.8	6	0500	-.2	6	0400	.3		1800	.4	5	0700	1.6		2000	-.1		2100	.2
	2000	1.6		1800	.7		1700	.1	6	2000	.9		1800	.3	7	0400	-.4		1900	.8		1800	1.3	6	1000	.8		1900	.4	6	0900	1.4	6	1300	1.5
5	0200	1.5	11	0400	1.2	7	0500	1.0	7	1400	-.1	7	0700	-.7		1900	.4	7	0600	.1	7	0400	.8		2000	.1	6	0800	1.5		2100	-.1		2300	.8
	1100	.6		1900	e.5		1700	.0	8	2300	1.2		2000	.0	8	0400	-.4		1900	1.0		1600	1.3	7	0800	.9		1900	.0	7	1100	1.2	7	1400	1.4
	2300	1.4	12	a	a	8	0700	.9	9	0700	.6	8	0600	-.9		2000	.5	8	0600	.1	8	0500	.7		2000	-.2	7	1000	1.3		2200	-.1		2400	1.0
6	1200	.5	13	1000	.3		1600	.5		1800	1.3		2100	.2	9	1800	-.2		1900	.9		1300	1.1	8	1100	.9		2000	-.2	8	1400	1.3	8	1700	1.2
7	0200	1.6	14	0200	.8	9	2200	1.5	10	0700	-.3	9	0700	-.7		2000	.8	9	1300	.0		1900	.8		2200	-.2	8	1000	1.2		2200	.0	9	0100	.8
	1200	.4		1000	.4	10		b		2100	.3		2200	.3	10	0800	-.1		2300	.9	9	0100	1.0	9	1000	1.0		2200	-.3	9	1500	1.1		0500	1.0
	2400	1.6		2100	e.9	11	0800	-.6	11	0800	-.6	10	0700	-.9		2400	1.1	10	0900	.0		0600	.7		2200	-.3	9	1300	1.7		2400	.0		1300	.6
8	1300	.0	15	1100	.1		1600	-.1		2300	.6		2300	.2	11	0900	.1	11	0200	.4		1500	1.4	10	1200	1.3		2200	-.3	10	1500	1.0		2200	1.1
9	0400	1.2	16	0200	.9	12	0800	-.9	12	0900	-.5	11	0800	-.7		1600	1.0		1000	.0		1900	.7		2300	-.3	10	1000	1.2		2400	.2	10	1300	.3
	1500	.1		1100	.3	13	0200	.3		1800	.3	12	0100	.4	12	0900	-1.7	12	1500	1.0	10	0900	1.6	11	1300	1.1		2300	-.4	11	0800	.7	11	0400	1.2
10	0400	1.2	17	0200	1.2		0800	-.1	13	0900	-1.2		0800	-.5		1800	-1.2		2200	.4		1900	.6		2400	-.5	11	1000	1.0	12	0100	.3		1300	.4
	1600	.0		1200	.3		2400	1.2		2000	-.3	13	0200	1.2	13	1000	-2.0	13	0900	1.1	11	0800	1.7	12	1300	.9		2300	-.4		0800	.6	12	0400	1.5
11	0700	1.1	18	0200	1.2	14	0900	.2	14	0900	-1.7		1000	.1	14	0700	-.1		2400	-.1		1900	.3	13	0100	-.7	12	1400	1.0		1200	.4		1400	.6
	1600	.0		1200	.1		2300	1.1	15	0100	-.3	14	0200	1.4		1000	-.4	14	1000	.9	12	0900	2.0		1600	.6		2300	-.3	13	0600	.6	13	0500	1.8
12	0700	1.1	19	0200	1.0	15	0900	-.3		0900	-1.2		1100	.5	15	0600	.6		2300	-.4		2200	.3	14	0100	-.5	13	1600	1.0		1500	.2		1500	.8
	1900	.3		1200	.0		2400	.8		2400	.2		2200	1.2		1200	.2	15	1400	.7	13	1000	1.8		1700	.7	14	0100	.2	14	0400	.8	14	0600	1.8
13	0900	1.3	20	0500	1.1	16	1100	-.2	16	1000	-.9	15	1200	.1		1600	e.5		2400	-.4		2200	.2	15	0300	-.3		1200	1.0		1300	.1		1600	.8
	1900	.5		1500	.3	17	0200	1.4	17	0300	.3		1900	.6	16	0100	.1	16	1600	1.0	14	1100	1.7		1600	.7	15	0100	.5	15	0600	1.0	15	0600	1.9
14	0900	1.3	21	0400	1.3		1100	.0		1200	-.7	16	1100	-.2		1700	.4	17	0200	-.2		2300	.1	16	0300	-.2		1000	.9		1600	.2		1700	.6
	1900	.8		1500	.2		2400	1.4	18	0400	.8	17	0500	.5	17	0100	-.5		1500	1.3	15	1100	1.5		1500	.6		1800	.7	16	0600	1.1	16	0500	1.5
15	1300	1.9	22	0300	1.2	18	1300	.0		1200	-.1		1400	.2		1700	.5	18	0200	-.2	16	0200	.0	17	0400	.1	16	0600	1.1		1600	.1		1600	.5
16	a	a		1900	.2	19	0100	1.2		2400	1.2		1700	.5		2400	-.2		1400	1.1		1400	1.2		1400	.8		1600	.6	17	0600	1.1	17	0700	1.4
17	a	a	23	0600	1.2		1200	-.2	19	1300	.0		2400	.2	18	1700	1.1	19	0300	-.1	17	0200	-.1		2400	.3	17	0700	1.1		1700	-.2		1700	.3
18	a	a		1900	.4	20	0400	1.0	20	0600	.9	18	1800	1.1	19	0200	.0		1800	1.3		1500	1.2	18	1300	.6		1700	.3	18	0700	1.1	18	0900	1.3
19	a	a	24	0500	1.2		1400	-.1		1100	.3	19	0300	.6		1600	1.2	20	0500	.1		2200	-.1		1900	.3	18	0600	1.1		1700	.0		1900	.1
20	a	a		1700	.4	21	0500	1.3		2200	.9		1800	1.3	20	0300	.0		1900	1.0	18	1600	1.1	19	0400	.8		1800	.0	19	0600	1.2	19	1000	1.3
21	a	a	25	0600	.9		1500	.3	21	0200	.7	20	0300	.4		1800	1.3	21	0600	.0	19	0500	.1		1800	.1	19	0900	1.0		1900	-.1		2000	.3
22	a	a		1800	.3		1600	.9		2000	1.0		1500	1.0	21	0600	-.4		2000	1.0		1600	.7	20	0500	1.0		1900	.0	20	0800	1.1	20	1200	1.2
23	a	a	26	0400	.8		2300	.6	22	0400	.6	21	0400	-.2		1800	.7	22	0900	.4	20	0500	.1		1900	.1	20	0800	1.1		1900	-.1		2100	.4
24	a	a		a	a	22	0400	1.0		1700	1.0		1400	1.1	22	0500	-.8		2400	.9		2300	.9	21	0600	1.2		1900	.0	21	0800	.9	21	1400	1.3
25	a	a	27	0300	.6		1600	-.3	23	0500	.0	22	0500	-1.0		1900	.1	23	0900	.6		0600	.5		2000	.0	21	0900	1.1		1900	-.3		2100	.8
26	a	a		1300	.3	23	0200	.1		1300	.4		2100	.4	23	0800	-1.2		1300	.8	21	1300	.7	22	1000	1.3		1900	-.2	22	0900	.9	22	1600	1.8
27	a	a	28	0300	1.0		1400	-.5	24	0600	-.8	23	0700	-.6		2200	-.2		2100	.2		1900	.4		1900	.2	22	1000	1.0		2100	-.1		2300	1.5
28	a	a		0700	.8	24	1000	.5		2000	.3		2100	.5	24	0700	-1.0	24	0600	.5	22	0900	.9	23	1600	2.2		1900	-.2	23	1200	1.0	23	0300	1.7
29	a	a		2300	1.4		1500	.2	25	0600	-.8	24	0700	-.1	25	0100	.1		0800	.2		2100	.3		2100	1.3	23	0900	.9		2100	.1		1100	1.3
30	a	a	29	1200	.5	25	0100	.6		2200	.7		2400	.4		1000	-.5		1600	.5	23	0700	1.1	24	0800	2.6		2200	-.3	24	1400	1.1		2100	1.7
31	a	a		2100	1.7		0700	.1	26	0800	-.4	25	0800	-.6	26	0200	.3		2100	.2		1900	.3		2200	.8	24	1000	1.0		2100	.2	24	0300	1.7
			30	0800	.1		2100	.6		2100	.8		2300	e.4		1000	-.4	25	0600	.6	24	0900	1.2	25	0900	1.8		2200	-.1	25	1400	1.2		1200	1.0
				2100	1.2	26	0700	-.4	27	0800	-.5	26	1000	-.8	27	0300	.4		2200	.3		2000	.3		2000	.4	25	1300	1.2		2200	.4		2300	1.6
							2400	.8		2300	.8		2400	e.1		1100	-.1	26	0800	1.1	25	1000	1.2	26	1000	1.5		2100	.0	26	0600	.9	25	1100	.5
						27	0800	.1	28	0900	-.3	27	1000	-1.1	28	0600	.5		2200	.1		2200	.1		2200	.1	26	1400	1.1		1200	.7		2400	1.4
							2100	1.2		2300	1.1		2100	-1.3		2300	.2	27	0900	1.0	26	1000	1.3	27	1200	1.4		2300	.1		1800	1.0	26	1300	.3
						28	1000	-.4	29	1000	-.3	28	0600	e.3	29	0800	.6		2200	.1		2300	.0		2300	.2	27	1100	1.2	27	1100	.5	27	0400	1.4
							2300	.7	30	0100	.9		1100	-.2		2300	-.1	28	1300	1.0	27	1100	1.1	28	1200	1.4		2400	.1	28	0400	1.4		1400	.2
						29	0900	-.7		1100	-.1		1700	.3	30	1000	.5		2300	.0		2200	-.2		2400	.1	28	1200	.9		1200	.6	28	0400	1.6
						30	0100	1.1	31	0200	.9	29	1200	-1.0		2400	-.1	29	1100	1.0	28	1200	.9	29	1300	1.3	29	0200	.1	29	0500	1.6		1400	.3
							1000	-.1		1200	.0				31	1600	.8		2300	-.4		2300	-.3	30	0100	.2		1100	.7		1400	.5	29	0500	1.6
						31	0100	1.6								2400	.0	30	0400	.7	29	1300	.9		1200	1.2	30	0200	.2	30	0600	1.7		1600	.4
							1100	.0											2400	.0		2300	-.3					0900	.6		1500	.6	30	0500	1.4
							2400	1.2													30	1300	.8					1900	.2	31	0600	1.8		1700	.0
																						2400	-.4				31	0500	.7		1600	.3			
																					31	1500	1.0					1600	.1						
																						2300	.0												

Table 10G.--L10, Matagorda Bay at range tower near Port O'Connor, Tex.-Continued

Water stage, in feet, above or below (-) mean sea level; Time is Central Standard; Water Year October 1968 to September 1969.

October			November			December			January			February			March			April			May			June			July			August			September		
Day	Time	Stage	Day	Time	Stage	Day	Time	Stage	Day	Time	Stage	Day	Time	Stage	Day	Time	Stage	Day	Time	Stage	Day	Time	Stage	Day	Time	Stage	Day	Time	Stage	Day	Time	Stage	Day	Time	Stage
1	0700	1.2	1	0400	0.6	1	0900	0.3	1	1000	-1.0	1	1000	0.0	1	0800	-0.1	1	0300	0.5	1	0800	1.5	1	1200	1.2	1	1500	1.4	1	0200	-0.4	1	1500	0.2
	1800	.1		0800	.5		1900	1.0	2	0200	.6		2400	1.2		2400	.9		0800	.2		2200	.2		2300	-.4	2	0100	.0		2100	.4	2	0400	1.1
2	1000	1.3		1700	.6	2	0900	-.3		0900	-.2	2	1200	.1	2	0800	.2		1500	.3	2	0900	1.4	2	1200	1.2		1600	1.2	2	0200	.1		1600	.0
	2000	.4		2100	.4	3	0100	1.0		2300	1.2		2400	1.2		2400	1.6		1900	.1		2200	.1		2400	-.5	3	0200	.1		0800	.4	3	0700	1.1
3	1000	1.2	2	0200	.6		0800	-.3	3	1100	.0	3	1100	-.3	3	a	a	2	0400	.5	3	1300	1.5	3	1600	1.3		1500	1.0		1500	.1		1700	.1
	2000	.3		0800	.3		1500	.2		2000	1.1	4	0300	.6	4	a	a		2000	-.1		2200	.2	4	0100	.2	4	0200	.1		2300	.4	4	0700	1.1
4	1600	1.1		1900	.9		1900	-.3	4	1100	-.6		1100	.0	5	a	a	3	0500	.6	4	1500	1.8		1400	1.5		1400	.9	3	0800	.4		1800	.0
	2200	.8	3	0900	.1	4	0200	.0	5	0200	.4	5	0500	1.1	6	0400	1.4		2000	-.2	5	0100	.4	5	0200	.1	5	0200	.2		1600	-.2	5	0700	1.2
5	1800	1.6		1900	.7		1000	-1.0		1100	-.5		1300	.4		1100	.9	4	0900	.9		1500	1.9		1600	1.2		0900	.7	4	0700	.7		1800	.1
	2200	1.4	4	0900	-.5	5	0100	.3		2400	.7		2100	.9		1800	1.0		2000	.0	6	0200	.7	6	0200	.2		1600	.4		1600	-.1	6	0800	1.2
6	0400	1.5	5	0200	.6		1000	-.8	6	1300	-.4	6	0100	.6		2300	.4	5	0800	1.0		1400	2.1		1700	1.0	6	0800	.8	5	0700	.8		1800	.3
	1000	1.1		1000	-.1	6	0100	.6	7	0100	.5		0500	.8	7	1700	1.1		2000	-.3	7	0300	.8	7	0500	.5		1700	.2		1800	-.2	7	0800	1.3
	1600	1.4	6	0100	1.4		1000	-.6		1300	-.6	7	0100	.0	8	0100	.9	6	1200	.7		1500	1.8		1400	.8	7	0600	1.0	6	0700	.9		1900	.2
7	0300	1.2		1200	.1	7	0300	.6	8	0400	.3		0900	.3		1000	1.7		2200	-.5	8	0300	.5		1800	.7		1700	.1		1800	-.2	8	0600	1.1
	0900	.7		2400	1.1		1000	-.6		1400	-.4		1200	.1	9	0300	-.3	7	1300	.9		1400	1.7	8	1100	.9	8	0700	1.0	7	0700	.9		2100	-.1
8	0200	1.5	7	1200	-.2	8	0100	.5	9	0200	.4		2000	.3		1500	.5		2300	-.2	9	0400	.0		1800	.5		1800	-.1		1900	-.2	9	1000	.9
	1100	.6	8	0200	1.1		1300	-.5		1500	-.5	8	0100	.0	10	0100	-.6	8	1300	1.1		1800	.8	9	0400	.9	9	0800	1.0	8	0900	.9		2100	.1
9	0100	1.6		1000	.3	9	0500	.9	10	1200	.0		0900	.8		1700	.7		2400	-.2	10	0600	.1		1900	.0		1900	-.2		2000	-.3	10	a	a
	1200	.6		1800	1.1		1300	-.1		2300	.7	9	0200	-.6	11	0200	-.4	9	1400	1.1	11	0100	.9	10	0700	.9	10	0900	.9	9	0900	.8	11	a	a
10	0100	1.7		2100	.6	10	0300	.9	11	0700	.3		1900	.5		1800	.7		2400	.0		2100	.2		2000	-.2		1900	-.2		1900	-.4	12	a	a
	1100	.4	9	0200	1.4		1400	-.1		2100	.7	10	0300	-.1	12	0300	-.2	10	1500	1.0	12	0600	.8	11	1000	1.0	11	0900	1.0	10	1000	.7	13	1100	.4
11	0200	1.5		1300	.3	11	0200	.7	12	0400	.0		1800	.9		1700	1.0	11	0200	-.2		1900	-.1		2100	.0		2000	-.3		2000	-.5	14	0500	1.2
	1200	.5	10	0300	1.6		1300	.0		2000	.9	11	0400	-.2	13	0400	-.4		0800	1.1	13	0800	1.2	12	0900	1.2	12	0900	.8	11	1000	.5		1300	.6
12	0300	1.6		1400	.5	12	0300	1.2	13	0600	.0		1900	.9		1800	.7		1400	.6		2000	.2		2000	.0		2300	-.5		2300	-.7	15	0300	1.2
	1400	.5		2000	1.4		1400	.5		2000	1.0	12	0600	-.4	14	0400	-.2		2000	1.4	14	0800	1.2	13	1000	1.2	13	1000	.7	12	1300	.5		1300	1.2
13	0500	1.6	11	1400	-1.1		2200	1.0	14	0600	-.2		2100	.8		2100	1.6	12	0400	.6		2000	.0		2100	.0		2300	-.5		2200	-.4	16	a	a
	1500	.6	12	0200	-.4	13	0800	.5		2100	1.0	13	0700	-.2	15	0500	.9		1200	1.6	15	0200	.5	14	1000	1.2	14	1200	.6	13	1100	.7		1400	.2
14	0500	1.8		1300	-.9		0300	.3	15	0700	-.2		2100	2.3		1700	1.9	13	0400	.6		0300	.0		2300	-.1		2300	-.5		2300	-.2	17	0300	1.2
	1600	.8	13	0800	.5	14	0700	-.2		2300	1.2	14	0500	3.3	16	0800	.9		0900	.7		1100	1.2	15	0900	1.1	15	1100	.6	14	1000	.6		1400	e-.1
15	0500	1.8		1600	-.1		2400	.1	16	0800	-.3		0600	2.3		1600	1.3		1600	.3		2100	.0		2300	-.2		2100	-.4		1500	.6	18	0500	1.1
	1700	.8	14	0900	1.0	15	0800	-.5		2400	1.2		1800	3.4		2400	1.3		2200	.5	16	1300	1.4	16	1300	1.2		2200	-.1		2300	.0		1500	.2
16	0800	2.1		1800	.4		2300	.6	17	1000	-.4	15	1100	.9	17	0800	.6	14	0500	.0		1900	-.2		2300	.1		2400	-1.0	15	1600	.7	19	0700	1.7
	1800	1.3	15	0400	1.0	16	0700	-.1	18	0100	1.3		1600	1.1		2400	1.1		1100	.3	17	1000	1.6	17	1400	1.2	16	0200	.1	16	0200	.1		1700	.5
17	0600	2.1		1900	.6		2300	1.0		1100	-.1	16	1000	-.7	18	2200	-.6		1700	.2		2300	.2		2400	.2		0300	-.3		0800	.5	20	0600	1.6
	2000	.8	16	0400	.9	17	0900	.0	19	0200	1.3	17	0300	.8	19	0300	-.3	15	0300	.8	18	1200	1.1	18	1200	1.2		1400	.6		1400	.3		1800	.3
18	0700	1.5		1000	.5		2300	1.2		1200	-.2		1000	.1		2000	-.3		0900	.8		2400	.0	19	0100	.0	17	0100	-.5	17	0700	.7	21	0900	1.5
	2000	1.2	17	0100	.8	18	1000	-.2	20	0400	.9		2200	.7	20	0700	.6		1700	.4	19	1400	1.0		1200	1.0		1400	.6		1300	.4		1900	.5
19	0400	1.5		0800	.4		2100	1.1		1300	-.2	18	1200	-.4		2100	-.5	16	0400	1.2	20	0100	.0	20	0100	.0	18	0100	-.4		2200	1.0	22	1000	1.7
	1000	1.1		2100	1.1	19	1000	-.6	21	0300	.8	19	0700	.4	21	1200	.2		2100	.5		1100	1.0		1400	.9		1100	.2	18	0600	1.1		2100	.5
20	0400	1.4	18	0900	-.2		2400	1.1		1400	-.1		1200	.0		2100	-.4	17	1000	2.0	21	0100	-.1	21	0300	.0		2400	-.4		1400	.3	23	1200	1.6
	0900	1.1		2300	.5	20	1100	-.4		2400	.7	20	1600	1.4	22	1400	.6		2400	.4		1600	.9		1200	.7	19	1100	.2	19	0700	1.1		2100	.4
21	0100	1.4	19	1000	-.7	21	0400	1.4	22	1400	.0	21	0100	.9		2200	.0	18	0800	.9	22	0200	.1		2400	.3	20	0100	-.2		1500	.3	24	0600	.9
	1100	.7	20	0100	.5		1200	.1		2300	.5		1700	1.6	23	1200	1.7	19	a	a		1500	.9	22	1300	.7		0900	.3	20	0600	1.5		1300	1.0
	2100	1.2		1000	-.8	22	0300	1.8	23		b	22	0400	.4	24	0200	.2	20	a	a	23	0200	.1	23	0200	.5		1400	.1		1600	.4		2200	.4
22	0900	.2		2200	.6		1200	-.3	24	0200	-.2		1200	.6		0600	.8	21	0200	-.3		1500	.7		1000	.8		1500	.5	21	0500	1.4	25	1400	.8
	2300	1.2	21	1000	-.9		2300	.5		0600	.4	23	0300	-.5		2400	-.9		1400	.6	24	0300	.0		1900	.3		1600	-.5		1700	-.1		2400	.5
23	1000	.1	22	0100	.7	23	1400	-1.3		1300	-.2		1900	.9	25	1200	.1	22	0100	-.4		1500	.6	24	0900	1.0		1700	.3	22	0600	1.2	26	0500	.6
24	0100	1.4		1100	-.8	24	0500	.0		2200	.4	24	0500	.2		2400	-1.1		1600	.5	25	0400	.0		1800	.3		2000	.0		1800	-.3		1000	.4
	1300	.1	23	0300	.8		1300	-.9	25	0600	-.2		1700	.8	26	1700	.1	23	0200	-.4		1500	.5	25	0900	1.2		2300	.4	23	0700	1.1		2100	1.0
	2300	1.2		1200	-.5	25	0600	.2		1900	.6	25	0600	-.2	27	0300	-.6		1500	.5	26	0200	.2		1900	.3	21	0100	.2		1900	-.4	27	0400	1.0
25	1200	-.3	24	0400	.8		1400	-.2	26	0500	.0		2000	.7		1300	.0	24	0300	-.4		1400	.5	26	0800	1.4		0700	.5	24	0900	.9		1100	.4
26	0300	.9		1300	-.5	26	0400	.5		2100	1.1	26	0700	-.1	28	0300	-.7		2000	.5		2400	.0		1900	.2		1800	-.3		2000	-.3	28	0100	1.3
	1300	-.4	25	0500	.6		2200	.8	27	0700	.3		2100	1.0		1500	.2	25	0400	.2	27	1000	.5	27	0800	1.5	22	0700	.5	25	1100	1.1		1100	.3
27	0500	1.0		1400	-.4	27	0500	.3		2000	1.1	27	0800	.1	29	0500	-.5		1700	1.1		2000	-.1		2100	-.1		1700	-.4		2100	-.1	29	0200	1.2
	1500	-.3	26	0700	1.4		1700	1.2	28	0800	.0		2100	1.1		1700	.2	26	0400	.5	28	0800	.6	28	1000	1.3	23	0700	.4	26	1300	1.2		1200	.2
28	0400	.9		1600	.7	28	0800	-.5		2100	1.1	28	a	a	30	0600	-.5		1600	1.4		2100	-.3		2100	-.2		1700	-.7		2100	.1	30	0200	1.3
	1600	-.4	27	0300	1.7		1700	-.1	29	0800	.0					2300	.2	27	0500	.9	29	1000	.7	29	1200	1.4	24	0700	.4	27	1500	1.4		1200	.3
29	0500	.6		1900	.2	29	0700	-.9		2300	1.1				31	0700	-.2		1500	1.6		2100	-.3		2300	-.2		1900	-.9		2300	.4			
	1700	-.5	28	0200	.7		2400	.5	30	1000	.1							28	0800	.4	30	1000	1.1	30	1100	1.3	25	0900	.4	28	1500	1.7			
30	0900	.4		1800	-.5	30	0700	-.1		2300	1.1								1200	.7		2000	-.3		2400	-.2		1900	-1.0		2400	.9			
	1900	-.2	29		c		2000	.9	31	1000	.2								2200	.3	31	1100	1.1				26	0800	.4	29	0600	1.4			
31	1200	.6	30	0200	.9	31	0800	-.4		2200	1.1							29	1200	.6		2100	-.4					2000	-.9		1100	1.0			
	1900	.2		0600	.6		2000	.2											2200	.3							27	1200	.6		1800	1.6			
				1800	1.9													30	1300	1.1								2100	-.9	30	0200	1.1			
																			1900	.3							28	1300	.5		0400	1.5			
																												2100	-.8		1400	1.0			
																											29	1100	.3		2200	1.6			
																												2300	-.9	31	1300	.8			
																											30	1500	.3		2400	1.4			
																												2400	-.7						
																											31	1700	.3						

Table 10H.--L11, Matagorda Bay Entrance Channel near Port O'Connor, Tex.

LOCATION.-- Lat 28°25'31" long 96°19'25", on concrete pile near landward end of southwest jetty, about 5 miles east southeast of Port O'Connor, Matagorda Co.

RECORDS AVAILABLE.-- September 1963 through May 1967; March 1968 through September 1969.

GAGE.-- Water-stage recorder. Datum of gage is mean sea level (levels by U. S. Army Corps of Engineers).

EXTREMES.-- 1968 water year: maximum and minimum elevations not determined.
1969 water year: maximum elevation 3.9 feet (estimated), Feb. 14; minimum -2.0 feet, July 27 and 28.

REMARKS.-- Gage operated by U. S. Army Corps of Engineers; records since March 1968 computed by U. S. Geological Survey.

Water stage, in feet, above or below (-) mean sea level; Time is Central Standard; Water Year October 1967 to September 1968.

October			November			December			January			February			March			April			May			June			July			August			September		
Day	Time	Stage	Day	Time	Stage	Day	Time	Stage	Day	Time	Stage	Day	Time	Stage	Day	Time	Stage	Day	Time	Stage	Day	Time	Stage	Day	Time	Stage	Day	Time	Stage	Day	Time	Stage	Day	Time	Stage
															1	a	a	1	0800	0.7	1	0800	1.2	1	1200	1.1	1	0100	-0.1	1	0500	0.7	1	0300	2.0
															2	a	a		2300	-.5		2300	-.8		2300	-.5		1000	1.0		1500	-.5		1600	-.2
															3	a	a	2	1100	1.0	2	1000	1.1	2	1100	1.2		2400	.1	2	0500	.9	2	0300	2.0
															4	a	a		2300	-.1		2300	-.9		2400	-.4	2	0800	.9		1600	-.7		1800	-.2
															5	a	a	3	1200	1.7	3	1200	1.0	3	1300	1.1		1600	.4	3	0400	e1.1	3	0400	2.2
															6	a	a	4	0100	-.2	4	0100	-1.2	4	0300	.0		2100	.7		1700	e-.8		1900	-.2
															7	a	a		0900	1.4		0900	1.0		1200	.8	3	0400	.5	4	0600	e1.3	4	0500	2.0
															8	a	a		2400	-.5		2400	-1.0		2000	.2		0900	.9		2200	e.3		1900	-.2
															9	a	a	5	1300	1.0	5	1300	1.0		2200	.6		1600	.4	5	0500	e1.6	5	0400	1.9
															10	a	a	6	0300	-.8	6	0200	.1	5	0400	.2	4	0800	1.2		2200	e-.6		2000	.0
															11	a	a		1400	1.0		1300	e1.2		1200	.7		1800	.6	6	0700	e1.5	6	0600	1.8
															12	a	a	7	0300	-.3	7	0400	e.5		1900	.1	5	0400	1.6		2100	e-.7		0700	1.5
															13	a	a		1400	1.1		1200	e1.2	6	0200	.8		2000	e.5	7	a	a		1400	1.9
															14	a	a	8	0500	-.3		2100	e.6		0900	.8	6	a	a	8	a	a		2100	.7
															15	a	a		1500	1.0	8	0100	e.9		1800	-.3	7	a	a	9	0200	e.3	7	0400	1.8
															16	a	a	9	0800	-.4		0400	e.2	7	0200	1.0	8	a	a		0500	1.1		0900	1.5
															17	a	a		1600	1.0		1200	e.9		1900	-.9	9	a	a		1600	1.0		1500	1.8
															18	a	a	10	0100	.7		1900	e.4	8	0600	1.1	10	a	a		2400	-.4		2300	1.0
															19	a	a		0600	-.6	9	0100	e.9		2000	-1.0	11	0900	1.1	10	0900	.9	8	0400	1.6
															20	a	a		1500	.5		0700	e.4	9	0300	1.2	12	0200	.0		1500	1.0		1100	1.2
															21	a	a		2100	.0		1500	e1.0		1900	-1.4		0800	1.1		2300	-.1		1600	1.6
															22	a	a	11	0100	.4		1900	e.0	10	0400	1.7		2300	-.9	11	0600	.8		2300	.8
															23	a	a		0900	-.4	10	0900	1.6		2000	-1.5	13	1200	1.0		1300	.5	9	0500	1.3
															24	a	a		1300	.4		1900	-.2	11	0800	1.3		2200	-.3		1700	.7		1100	.7
															25	a	a		2000	.1	11	0400	1.8		2100	-1.7	14	1000	1.0	12	0100	.1		1900	1.7
															26	a	a	12	0400	1.0		1700	-.8	12	0900	e1.2		1700	.9		0600	.6	10	0700	1.1
															27	0200	0.4		0900	.5	12	0300	1.8		2200	-1.8		2300	.3		1300	.1		1000	.4
																0800	-.4		1400	1.0		2000	-.7	13	1100	.9	15	0800	1.0		2100	.5		1900	1.4
																1500	.3		2000	-.1	13	0500	1.8		2400	-1.4		1400	.7		2400	.3	11	0400	1.4
																2000	.1	13	0300	1.3		2000	-1.2	14	2000	-.4		1900	1.0	13	0700	.6		1200	.6
															28	0200	.6		1200	.7	14	0800	1.8	15	0100	-1.0	16	0300	.8		1500	.0	12	0100	1.7
																1100	.0		2200	-.8		2100	-1.3		1000	.8		0600	1.1	14	0500	.8		1200	.6
																1500	.4	14	0500	.9	15	1000	1.6	16	0100	-.6		1600	.4		1500	-.2	13	0100	2.1
																2200	.0		1400	.5		2200	-1.3		1000	.6	17	0600	1.0	15	0400	1.0		1300	.7
															29	0400	.6		2200	-1.4	16	1100	1.2	17	0200	-.1		1500	.1		1500	-.2		2400	2.1
																1200	.1	15	0600	.9	17	0100	-1.1		1000	.6	18	0200	1.0	16	0300	1.2	14	1300	.7
																1500	.3		1500	.6		1000	1.2		1600	.1		1600	-.2		1400	-.4	15	0100	2.4
																2200	-.3		2200	-1.2	18	0100	-1.2	18	1100	.6	19	0500	1.0	17	0200	1.1		1400	.2
															30	0600	.6	16	0900	1.2		1200	1.2		1700	.0		a	a		1700	-.8	16	0200	1.9
																1500	.3		2200	-1.2	19	0400	-.5	19	0400	.7	20	0600	e1.1	18	0300	1.2		1600	.2
																2200	-.4	17	1100	1.5		1300	.7		1800	-.2		a	a		1700	-.7	17	0300	1.9
															31	0800	.8		2400	-1.1	20	0300	-.2	20	0400	.9	21	0400	1.1	19	0500	1.4		1700	-.6
																1600	.7	18	1000	1.1		1200	.8		1900	-.3		2000	-.7		1900	-.8	18	0100	1.7
																2200	-.6	19	0100	-.7		2300	.8	21	0500	1.2	22	0600	1.0	20	0700	1.2		0800	1.7
																			1300	1.4	21	0600	.2		2000	-.5		2000	-.9		1800	-.8		1600	.0
																		20	0200	-.8		1300	.7	22	0500	1.4	23	0700	1.0	21	0600	1.0	19	0300	2.0
																			1200	1.0		1900	.1		1900	-.7		2000	-1.0		2000	-.9		1600	.1
																		21	0500	-.5	22	0300	.8	23	0400	1.9	24	0800	1.1	22	0600	1.0	20	0100	1.8
																			1100	1.0		1200	.7		1600	2.2		2100	-.7		2000	-.8		1000	1.7
																			2200	.8		1900	-.1		2000	.8	25	0900	1.2	23	0600	1.0		1800	.3
																		22	0500	.0	23	0200	1.1	24	0900	2.4		2400	.0		1300	1.0	21	0500	1.7
																			1400	.8		1800	-.3		2300	.6	26	1100	1.1		2000	-.5		0700	1.6
																			2000	.5	24	0600	1.2	25	0900	2.2		2100	-.4	24	0700	1.0		1200	1.8
																			2300	.8		2000	-.4		2200	-.3	27	0800	1.3		1500	1.0		1800	.9
																		23	0700	.0	25	0600	1.2	26	0800	1.6		2300	-.4		2200	-.3	22	0200	2.0
																			1100	.7		2000	-.4		2400	-.3	28	0800	1.0	25	0300	1.0		0600	e1.8
																			1900	.0	26	0500	1.4	27	0900	1.4		2200	-.1		1200	.6		1300	e2.4
																		24	0200	.4		1900	-1.0	28	0300	e.7	29	0800	.8		1500	1.0		1900	e1.7
																			0700	.0	27	0800	1.3		0800	e1.4		2400	.1		2300	.1	23	0100	e2.2
																			1400	.6		2200	-1.2	29	0400	e.9	30	0700	.7	26	0600	1.0		0800	1.5
																			2000	-.1	28	0800	1.3		1100	1.9		1500	.1		1200	.6		1500	2.4
																		25	0300	.6		2200	-1.1	30	0100	.2	31	0600	.8		1700	1.1		2000	e2.0
																			1000	.1	29	1000	1.0		0900	1.4		1300	.1		2200	.5	24	0200	e2.2
																			1300	.4		2300	-1.1							27	0500	1.0		0800	.9
																			2000	-.1	30	1000	.8								1200	.4		1600	2.3
																		26	0500	1.1		2400	-1.3								1800	1.2	25	1000	.3
																			2000	-.4	31	1000	1.1							28	0500	1.4		2200	2.0
																		27	0500	1.0		2200	-.6								1300	.7	26	1000	.3
																			2000	-.5											2300	1.8		2200	2.0
																		28	0600	1.1										29	1400	.3	27	1000	.1
																			2100	-.7										30	0400	1.9		2200	2.3
																		29	0600	1.0											1400	.5	28	1200	.1
																			2000	-.7										31	0200	2.2	29	0100	2.4
																		30	0800	.9											1600	-.1		1400	e.2
																			2100	-.6														2400	2.0
																																	30	1400	-.3

Table 10H.--L11, Matagorda Bay Entrance Channel near Port O'Connor, Tex.-Continued

Water stage, in feet, above or below (-) mean sea level; Time is Central Standard; Water Year October 1968 to September 1969.

October			November			December			January			February			March			April			May			June			July			August			September		
Day	Time	Stage	Day	Time	Stage	Day	Time	Stage	Day	Time	Stage	Day	Time	Stage	Day	Time	Stage	Day	Time	Stage	Day	Time	Stage	Day	Time	Stage	Day	Time	Stage	Day	Time	Stage	Day	Time	Stage
1	0200	1.8							1	a	a	1	0800	-0.6	1	0600	-0.7	1	0200	0.7	1	0800	1.8	1	0800	1.5	1	1000	1.7	1	0600	0.6	1	1100	-0.2
	1600	.2							2	a	a		1800	1.6		1900	1.1		0900	-.1		1900	-.3		2000	-1.8		2200	-.9		1400	.3		2400	1.3
2	0100	1.9							3	a	a	2	0800	-.4	2	0800	-.3		1500	.6	2	0700	1.7	2	1000	1.7	2	1000	1.5		1700	.7	2	1400	-.5
	0900	1.8							4	a	a		1900	1.4		2400	1.8		2200	.0		2000	-.8		2300	-1.5		2300	-.7		2300	.0		2400	1.3
	1800	.4							5	a	a	3	0900	-.6	3	1000	-.4	2	0400	.8	3	0600	1.7	3	1100	1.6	3	1200	1.2	2	0600	.7	3	1400	-.4
3	0200	1.8							6	a	a		1800	1.1		1600	.9		1000	-.1		2100	-.5		2200	-.5		2300	-.2		1200	.2	4	0400	1.3
	1000	1.7							7	a	a	4	0200	1.1		2400	.2		1600	.5	4	0700	2.3	4	0700	1.9	4	0900	1.0		2000	.7		1400	-.3
	1800	.2							8	a	a		0900	.0	4	0200	.5		2100	-.2		2200	-.5		2400	-.6	5	0200	.1	3	0200	.4	5	0200	1.5
4	0200	1.3							9	a	a		1700	1.4		1000	-.6	3	0500	.9	5	1000	2.3	5	0900	1.4		0800	.8		0700	.6		1600	-.3
	0700	1.2							10	a	a	5	0300	1.5	5	0500	1.5		1500	.6		2400	-.1	6	0200	.0		1400	.3		1300	-.2	6	0500	1.4
	1300	1.7							11	a	a		1100	.5		1100	e.6		1900	-.4	6	1100	2.4		1100	1.3		2300	.8	4	0100	.8		1600	.0
	1900	1.2							12	a	a		1700	1.4		1600	e1.3	4	0600	1.1	7	0200	-.2	7	0400	.3	6	0900	.8		1300	-.3	7	0400	1.6
5	0500	1.9							13	a	a		2400	.8		2300	e.6		1400	1.0		1100	2.0		1100	1.0		1400	.0	5	0200	1.1		1800	-.3
	0800	1.6							14	1600	1.2	6	0500	1.2	6	0500	e1.5		2100	-.7		2400	-.3		1700	.6	7	0300	1.0		1500	-.4	8	0400	1.4
	1400	2.3							15	0600	-1.2		1000	.4		1200	.7	5	0600	1.2	8	1200	1.7		2300	1.0		0700	1.0	6	0200	1.1		2000	-.6
	2000	1.6								1700	1.4		1700	1.0		1500	e1.2		2200	-1.4	9	0300	-.7	8	0500	.8		1700	-.3		1700	-.6	9	0600	1.0
6	0200	2.0							16	0800	-1.5	7	0100	.1		2300	.2	6	1000	1.1		1500	1.1		1100	1.1	8	0400	1.1	7	0300	1.2		2000	-.3
	0900	1.1								1800	1.4		0800	.8	7	0600	e.9		2100	-1.2	10	0500	-.2		1700	.3		1700	-.5		1600	-.8	10	0300	.9
	1500	2.0							17	0800	-1.6		1200	.4		0800	e.7	7	1000	1.2		1100	.9	9	0100	1.1	9	0500	1.2	8	0400	1.0		1400	1.1
	2100	1.4								2000	1.5		1800	.8		1700	e1.3		2300	-.7		1700	.7		1000	.8		1800	-.9		1700	-1.0		2100	.2
7	0200	1.8							18	1000	-1.3	8	0100	.4		2200	e.6	8	1300	1.4	11	0100	1.0		1700	-.1	10	0500	1.2	9	0500	1.0	11	0500	1.2
	0800	.8								2000	1.5		1000	1.2	8	0800	1.8	9	0100	-.8		0600	.1	10	0500	1.0		1600	-.8		1800	-1.0		1200	.9
	1600	2.2							19	1000	-1.4		1300	.8		2300	-1.0		1400	1.4		0900	1.1		1900	-.5	11	0500	1.3	10	0600	.9		1400	1.1
	2300	1.9								2300	1.0		1700	1.1	9	1100	.9	10	0100	-.6		1300	.9	11	0600	1.2		1800	-1.1		1900	-1.3		2000	.3
8	0300	2.1							20	1100	-.9	9	0200	-.6	10	0100	-1.5		1400	1.3		1700	.1		2000	-.5	12	0600	1.1	11	0400	.6	12	0500	1.0
	0800	.7								2000	.9		1200	1.2		1200	.9	11	0300	-.8	12	0200	1.0	12	0600	1.5		1900	-1.2		1100	.5		0900	.7
	1600	2.2							21	0400	1.0		1400	1.0	11	0200	-1.1		1200	1.2		0800	.3		1900	-.7	13	0800	1.0		1900	-1.1		1600	1.1
9	0300	2.0								1100	-.5		1800	1.2		1300	1.0		2300	1.5		1300	.8	13	0600	1.5		1900	-1.4	12	0200	.4		2300	.4
10	a	a								2000	.9	10	0200	-.2	12	0500	-.8	12	0300	.4		1700	-.4		1900	-.6	14	0900	.9		0400	.1	13	0300	.8
11	a	a							22	0500	.8		1500	1.6		1300	1.3		1400	1.7	13	0700	1.2	14	0600	1.6		1900	-1.2		0600	.7		1000	.3
12	a	a								1400	-.2	11	0300	-.6	13	0500	-1.5		1900	.9		2000	-.5		1900	-.9	15	0800	.8		1100	.4		1700	1.1
13	a	a								1900	.7		1600	1.5		1600	1.0	13	0100	1.2	14	0500	1.5	15	0900	1.5		2000	-.8		1300	.6	14	0400	1.3
14	a	a							23	0200	.0	12	0600	-0.6	14	0600	-1.0		0800	-.2		2000	-.7		2200	-.6		2200	-.3		2000	-1.1		1200	.4
15	a	a								0800	.6		1600	1.6		2100	1.9		1300	.8	15	0500	1.3	16	0800	1.6		2300	-1.9	13	0500	.7		1800	1.3
16	a	a								1500	.1	13	0400	-.6	15	0600	e.1		2000	.1		2100	-.5		2200	-.6	16	0200	.7		1500	.7	15	0300	1.3
17	a	a								1900	.5		1900	e2.9		1400	e2.0	14	0100	.7	16	0600	1.6	17	0800	1.6		0900	1.0		2000	-.6		1100	-.1
18	a	a							24	0200	-.3	14	0600	e3.0		1700	e1.7		0900	-.2		2100	-.7		2200	-.4		2100	-1.1	14	0600	.8		2300	1.3
19	a	a								1200	.6		0700	e1.4		2200	e1.9		1400	.5	17	0600	1.9	18	0900	1.5	17	0900	.7		1600	.7	16	1200	-.2
20	a	a								2300	.7		1600	e3.9	16	1000	e.1		2000	.1		1900	-.7		2200	-.4		2200	-.7		2300	-.3		2300	1.4
21	a	a							25	0400	-.1	15	0700	e-.5		1500	e1.5	15	0400	1.0	18	1000	1.4	19	1000	1.2	18	0800	.5	15	0500	.9	17	1300	-.6
22	a	a								1800	1.0		1600	1.8		2000	e1.1		1000	.4		2200	-.7		2400	-.3		2300	-.5		1700	.8	18	0300	1.3
23	a	a							26	0300	-.2	16	1000	-1.2	17	0100	e1.5		2000	.2	19	0900	1.3	20	0800	1.2	19	0800	.4		2100	-.1		1300	-.3
24	a	a								1700	1.4		1700	1.0		0800	e.2	16	0400	1.4		2300	-.5	21	0100	-.4		1300	.0	16	0600	.8	19	0300	2.0
25	a	a							27	0500	.0	17	0200	1.4		1600	1.3		1200	1.0	20	1000	1.2		0900	.9		1700	.3		1300	.3		1500	.0
26	a	a								1700	1.6		1000	.0		2300	.9		1500	1.2		2300	-.6		2300	.1		1800	-.3		1600	.8		2400	1.9
27	a	a							28	0600	-.3		1500	1.4	18	0200	1.3		2000	.1	21	1200	1.2	22	1100	e.8		2000	.2	17	0200	.4	20	0500	1.9
28	a	a								1600	1.4		2300	.9		1000	-.5	17	0600	2.2		2300	-.4		1700	e.2		2400	-.1		0500	e.8		1500	-.3
29	a	a							29	0600	-.4	18	0300	1.1		1500	.0		2100	-.4	22	0900	1.1		2400	e.6	20	0700	.5		1200	e.1	21	0400	1.8
30	a	a								1900	e1.5		1100	-.4		2100	-1.0	18	0700	1.1		2400	-.3	23	0300	e.4		1300	.1		2000	e1.0		1600	.0
31	a	a							30	0600	e-.5		1900	.7	19	0400	-.1		2100	-1.4	23	1200	.9		0900	e.8		1400	1.2		2400	e.7	22	0300	1.9
										1800	1.5		2100	.5		1000	-.5	19	1000	.6	24	0100	-.2		1700	e.0		1500	-.8	18	0600	e1.1		1900	.0
									31	0600	-.3	19	0600	1.1		1600	-.1		2200	-.9		1100	.8		2400	e.7		1800	.6		1300	e-.3	23	0500	1.7
										1900	1.5		1300	.4		2200	-.4	20	0900	1.1	25	0200	-.1	24	0800	e.9		2400	.3		2000	e.8		2000	-.3
													1800	1.2	20	0700	.8		2200	-1.0		1000	.6		1700	e-.3	21	0600	.7	19	0600	1.1	24	0400	1.1
													2300	e.9		2300	-1.0	21	1100	.9		1900	.1	25	0500	e1.3		1300	-.3		1200	.1		0800	.9
												20	0700	1.8	21	0800	.4		2400	-1.2		2300	.5		1600	e-.5	22	0600	.6	20	0500	1.7		1300	1.1
													1500	1.5		2400	-.8	22	1100	.8	26	0300	.2	26	0500	e1.5		1500	-.6		1500	-.3		2200	.0
													1700	e1.8	22	1100	.8	23	0100	-.8		1000	.8		1800	e-.8	23	0300	.5	21	0300	1.5	25	0400	.9
												21	0200	e.9		2400	-.3		1300	.7		1800	.0	27	0500	e1.7		1400	-1.0		1400	-.9		1100	.6
													0900	e1.9	23	1400	1.8	24	0200	-.8	27	0100	.6		1900	-1.0	24	0400	.6	22	0300	1.5		1500	1.1
												22	0200	.0		2300	-.1		1500	.7		0600	.4	28	0600	1.7		1600	-1.4		1700	-1.3		2200	.3
													1100	1.2	24	1300	.8	25	0300	.3		0900	.6		1900	-1.3	25	0300	.6	23	0400	1.3	26	0400	.8
												23	0100	-.6	25	0200	-1.6		1200	1.3		1800	-.4	29	0700	1.8		1700	-1.6		1700	-1.4		1000	.2
													1700	1.4		1400	.3	26	0300	.4	28	0500	.7		1900	-1.4	26	0400	.8	24	0400	1.2		1700	1.4
												24	0400	.1	26	0300	-1.4		1300	1.5		1900	-.7	30	0800	1.8		1700	-1.8		1900	-1.2		2300	.9
													1300	1.4		1500	.4	27	0300	e.6	29	0700	.8		2000	-1.6	27	0600	1.0	25	0700	1.3	27	0400	1.1
												25	0300	-.3	27	0400	-1.0		1400	e1.6		1900	-.8					1800	-2.0		1900	-.9		1000	.1
													1700	1.4		1400	.2		2000	.6	30	0500	1.5				28	0800	.9	26	0700	1.4		1800	1.6
												26	0500	-.3	28	0400	-1.0		2300	1.0		2000	-1.3					2000	-2.0		2100	-.6	28	1100	-.4
													1700	1.6		1500	.4	28	0800	.0	31	0500	1.6				29	0800	.6	27	0400	1.5		2200	e1.3
												27	0600	.0	29	0600	-.8		1100	.9		2000	-1.2					1900	-1.6		0700	1.1	29	1000	-.5
													1700	1.3		1700	.4		2000	.1							30	1000	.5		1500	1.5		2200	1.6
												28	0500	-.9	30	0700	-.9	29	0300	.8								2300	-1.1		2200	-.1	30	1100	-.3
													1400	1.1		1600	.2		0600	.4							31	0600	.5	28	0700	1.5		2400	1.7
																2100	.1		1300	.8								1500	.5		0900	1.2			
															31	0200	.3		2000	.1								2200	-.5		1500	1.8			
																0600	-.5	30	0400	1.2											2300	e.4			
																			1200	1.3										29	0600	1.4			
																			2300	.1											1000	.8			
																															1700	1.7			
																														30	0100	e.8			
																															0400	e1.5			
																															1100	e.9			
																															1800	e1.7			
																															2400	e1.3			
																														31	0400	1.5			
																															1000	.5			
																															2100	1.6			

Note: No usable record for November through December.

Table 101.--L12, Saluria Bayou at Pass Cavallo, near Port O'Connor, Tex.

LOCATION.-- Lat 28°23'58" long 96°24'26", at old U. S. Coast Guard Station 3.3 miles south of Port O'Connor, Calhoun Co.

RECORDS AVAILABLE.-- November 1963 through September 1969.

GAGE.-- Water-stage recorder. Datum of gage is mean sea level (levels by U. S. Army Corps of Engineers).

EXTREMES.-- 1968 water year: maximum elevation 2.6 feet, June 24; minimum -1.9 feet, Mar. 13.
1969 water year: maximum and minimum elevations not determined.

REMARKS.-- Gage maintained and operated by U. S. Army Corps of Engineers; records since August 1967 computed by U. S. Geological Survey.

Water stage, in feet, above or below (-) mean sea level; Time is Central Standard; Water Year October 1966 to September 1967.

October			November			December			January			February			March			April			May			June			July			August			September		
Day	Time	Stage	Day	Time	Stage	Day	Time	Stage	Day	Time	Stage	Day	Time	Stage	Day	Time	Stage	Day	Time	Stage	Day	Time	Stage	Day	Time	Stage	Day	Time	Stage	Day	Time	Stage	Day	Time	Stage
																														1	0700	0.9	1	0700	0.8
																															1900	.0		2100	-.1
																														2	0700	1.0	2	1200	.9
																															2100	.0		2200	.0
																														3	0800	1.0	3	1400	1.1
																															2400	.3		2300	.4
																														4	0800	1.0	4	1400	1.4
																															2100	-.1		2300	.7
																														5	0900	1.0	5	0700	1.5
																															2300	.0		1700	1.5
																														6	1200	1.0		2400	1.0
																															2200	.0	6	0600	1.3
																														7	0800	1.0		1300	1.1
																															1600	1.0		1800	1.4
																															2300	.1	7	1400	.4
																														8	1000	.9		2100	e.7
																															1400	.7	8	0600	e.7
																															1600	.9		1400	.0
																														9	0100	.1	9	0600	.8
																															0800	.8		1700	.2
																															1300	.5	10	0500	.8
																															1800	.8		1700	.0
																														10	0200	.3	11	0900	.8
																															0700	.7		1900	.1
																															1500	.3	12	0700	e.8
																														11	0800	1.0		1800	.0
																															1600	.3	13	0300	1.1
																														12	0700	1.2		1000	1.1
																															1700	.4		1900	.2
																														13	0700	1.2	14	0900	1.3
																															1800	.2		1800	.5
																														14	0800	1.2	15	1100	1.6
																															1800	.2		2000	.9
																														15	0700	1.4	16	1200	1.6
																															1900	.4		2000	1.0
																														16	0600	1.4	17	1400	1.6
																															2100	.1		2200	1.2
																														17	1100	1.3	18	1500	2.0
																															2200	.1		2200	1.8
																														18	1100	1.2	19		e
																															2200	.1	20	1600	5.2
																														19	0800	1.4	21		b
																															2300	.3	22	1200	1.8
																														20	0900	1.2		2200	2.4
																															1200	1.0	23	1300	1.4
																															1400	1.3		2300	2.0
																															2300	.5	24	1300	1.0
																														21	0600	1.1	25	0200	1.9
																															1700	1.1		1400	1.0
																														22	0100	.5	26	0100	2.1
																															0400	1.0		1600	1.0
																															1600	1.1	27	0200	2.0
																															2400	.5		1700	.6
																														23	1700	1.3	28	0600	1.5
																														24	1200	.6		1800	.4
																														25	0600	1.1	29	0600	1.5
																															1500	.6		1800	.5
																														26	0400	1.2	30	0700	1.6
																															1500	.5		2000	.5
																														27	0400	1.2			
																															1300	.4			
																														28	0400	1.2			
																															1800	.3			
																														29	0300	1.0			
																															1900	.0			
																														30	0500	.9			
																															1900	-.1			
																														31	0700	.8			
																															2000	-.2			

Table 101.--L12, Saluria Bayou at Pass Cavallo, near Port O'Connor, Tex.-Continued

Water stage, in feet, above or below (-) mean sea level; Time is Central Standard; Water Year October 1967 to September 1968.

October			November			December			January			February			March			April			May			June			July			August			September		
Day	Time	Stage	Day	Time	Stage	Day	Time	Stage	Day	Time	Stage	Day	Time	Stage	Day	Time	Stage	Day	Time	Stage	Day	Time	Stage	Day	Time	Stage	Day	Time	Stage	Day	Time	Stage	Day	Time	Stage
1	0300	1.4	1	1000	-0.3	1	0800	-0.1	1	1200	-0.3	1	1800	e0.9	1	0300	-0.6	1	1200	0.8	1	a	a	1	1200	1.0	1	0100	0.3	1	0700	0.8	1	0400	1.5
	1200	1.4		2400	.8		2200	1.5		2300	1.1	2	1300	e.0		1200	-1.1		2400	-.1	2	a	a	2	0300	.2		1100	1.1		1500	-.1		1800	.3
	2000	.6	2	0900	.0	2	1100	.0	2	1200	.1	3	2100	e.9	2	0600	.1	2	1100	1.0	3	a	a		1200	1.0	2	0100	.4	2	0600	.9	2	0800	1.5
2	1300	1.9	3	0200	1.3		1900	1.2		2300	1.2	4	2000	e.9		1800	.2	3	0200	.2	4	a	a	3	0300	.1		0800	1.0		1900	-.1		1800	.3
	2100	1.2		1100	-.1	3	1100	-.7	3	1400	.2		0300	e.6	3	0100	-.4		1300	1.5	5	a	a		1200	1.1	3	0300	.6	3	0900	1.0	3	0700	1.6
3	0200	1.6		2200	1.0	4	0300	.9	4	0100	1.1	5	1800	e1.1		0900	.0	4	0200	.6	6	a	a	4	0300	.1		0600	1.0		1800	-.1		2000	.4
	1000	1.3	4	1100	-.3		1200	-.1		1400	.1		0600	e.1		1700	.0		1100	1.5	7	a	a		1200	1.0		1600	.5	4	0600	1.1	4	0900	1.6
	1500	1.7		2300	1.2		2400	1.2	5	0600	1.0	6	1600	.4		2400	-.5	5	0100	.1	8	a	a	5	0500	.4	4	0800	1.3		2000	-.1		2100	.4
	2000	1.3	5	1100	.1	5	1300	.1		1300	.8	7	0700	-.6	4	1400	.1		1400	.9	9	a	a		1200	.8		1900	.8	5	0900	1.3	5	0800	1.6
4	0100	1.6		2400	1.4		2400	1.3		2100	1.2		1700	.1	5	0100	-.3	6	0500	-.1	10	a	a		1800	.4	5	0700	1.6		1900	.0		2200	.3
	1000	1.1	6	1200	.2	6	1400	.2	6	0900	1.1	8	0500	-.7		1800	.7		1700	.8	11	a	a	6	0900	.9		1800	.6	6	0700	1.3	6	1400	1.5
	1700	1.7	7	0300	1.4	7	0300	1.0	7	0700	.2		2000	.3	6	0100	.0	7	0600	.2	12	a	a		1900	.2	6	0600	1.5		2100	.0		2200	.9
5	0300	1.6		1300	.2		1500	.2		2200	.6	9	0600	-.6		1500	.9		1500	1.0	13	a	a	7	0600	1.0		1800	.1	7	1000	1.3	7	0500	1.4
	1100	.6	8	0200	1.3	8	0500	1.0	8	0500	.3		2000	.3	7	0500	-.2	8	0600	.2	14	a	a		1900	-.1	7	0600	1.3		2300	.0		1600	1.4
	1800	1.4		1500	.4		1500	.6		2100	1.3	10	0700	-.7		1600	.5		1700	.9	15	a	a	8	0700	1.0		2000	-.1	8	1400	1.3		2400	1.1
6	0200	1.4	9	0500	1.4		2300	1.1	9	a	a		1900	.2	8	0400	-.3	9	a	a	16	a	a		2100	-.2	8	0800	1.3		2200	.0	8	0400	e1.4
	1100	.4		1700	.8	9	2100	1.4	10	a	a	11	0800	-.6		1800	.6		e1700	.9	17	a	a	9	0700	1.1		2100	-.2	9	1200	1.1		1200	e1.1
	2300	1.5	10	0200	1.4	10		b	11	a	a		1800	.5	9	0500	-.1	e10	e0100	.9	18	a	a		2000	-.2	9	1200	1.6		2400	.1		1500	e1.4
7	1200	.4		1800	.7	11	0700	-.6	12	a	a	12	0800	-.3		1700	.9		e0600	.0	19	a	a	10	0700	1.4		2200	-.3	10	1500	1.0	9	1200	e.8
	2300	1.7	11	0100	1.2		1300	.0	13	a	a		2200	1.1	10	0500	.0		e1600	.6	20	a	a		2100	-.3	10	0800	1.3	11	0100	.2		1900	e1.3
8	1300	.0		1800	.6	12	0700	-.8	14	a	a	13	0900	.1		2300	1.0		e2200	.3	21	a	a	11	0900	1.2		2300	-.4		0500	.8	10	0700	e.9
9	0300	1.3		2400	.9		2400	.4	15	a	a	14	0200	1.4	11	0900	.1	e11	e0200	.5	22	a	a		2300	-.5	11	1100	1.1		1700	.8		1200	e.5
	1400	.1	12	0800	.6	13	0700	.1	16	a	a		1000	.6		1600	1.0		e0900	.0	23	a	a	12	1000	1.0		2300	-.3	12	0100	.3		1500	e.9
10	0400	1.2		2400	.7		1900	1.2	17	a	a		1800	1.3	12	0900	-1.6		e1400	.3	24	a	a		2400	-.6	12	0900	1.1		0500	.7	11	0400	e1.2
	1600	.0	13	0800	.4	14	0800	.3	18	a	a	15	0300	1.2		1800	-1.0		e2200	.3	25	a	a	13	1100	.9		2400	-.2		1200	.4		1300	e.6
11	0300	1.1	14	0100	.9		1900	1.0	19	a	a		0900	.2	13	1000	-1.9	e12	e0600	.9	26	a	a		2400	-.6	13	1000	1.1	13	0700	.8	12	0400	e1.4
	1700	.1		0900	.3	15	0800	-.2	20	a	a		1600	.9	14	0400	.0	13	a	a	27	a	a	14	1200	.8	14	0200	.2		1500	.2		1400	e.7
12	0800	1.1		1600	.9		2200	.9	21	a	a	16	1100	-.1		0900	-.4	14	a	a	28	a	a	15	0100	-.4		1000	1.1	14	0500	.9	13	0500	e1.6
	1900	.3	15	0800	.0	16	0900	-.1	22	a	a		1800	.5	15	0300	.5	15	a	a	29	a	a		1100	.7	15	0200	.6		1400	.2		1500	e1.0
13	0900	1.3		2400	.9		2100	1.2	23	a	a	17	0400	.6		1100	.2	16	a	a	30	1100	0.8	16	0200	-.2		1000	1.0	15	0400	1.1	14	0400	e1.7
	1900	.6	16	0900	.3	17	1000	.1	24	a	a		1300	.3		1700	.5	17	a	a		2400	-.4		1300	.6		1700	.8		1700	.3		1400	e1.0
14	1200	1.4	17	0100	1.1		2200	1.4	25	a	a		1800	.7		2300	.2	18	a	a	31	1300	.9	17	0300	.0	16	0600	1.3	16	0600	1.2	15	0500	e1.9
	2000	.9		1000	.3	18	1200	.0	26	a	a		2300	.3	16	0400	.5	19	a	a		2400	.1		1200	.6		1700	.7		1700	.2		1800	e.8
15	1400	1.8	18	0100	1.1		2000	1.2	27	a	a	18	0700	1.0		2400	-.4	20	a	a				18	0600	.3	17	0900	1.2	17	0400	1.2	16	0600	e1.6
	2300	1.0		1100	.1	19	1100	-.2	28	a	a		1700	1.1	17	0800	.4	21	a	a					0900	.6		1800	.4		1700	-.2		1700	.6
16	0200	1.5		2100	1.1		2400	1.1	29	a	a	19	0200	.7		1600	.5	22	a	a					1900	.3	18	0700	1.1	18	0500	1.2	17	0600	1.5
	0900	.6	19	1000	.0	20	1200	.0	30	a	a		1200	1.4		2400	-.1	23	a	a				19	1000	.8		1800	.1		1700	.1		1900	.3
	1400	.9	20	0200	1.1	21	0300	1.3	31	a	a	20	0200	.5	18	1100	1.0	24	a	a					1800	.1	19	0500	1.1	19	0500	1.2	18	0100	1.3
17	0800	-.1		1200	.2		1400	.4					1200	1.1	19	0200	.0	25	a	a				20	0500	1.0		1900	.1		1900	.0		0700	1.3
	1500	.4		2300	1.3		2400	1.1				21	0300	.0		1100	1.1	26	a	a					1900	.1	20	0600	1.2	20	0700	1.2		2000	.3
18	1100	-.2	21	1200	.0	22	1500	-.2					1400	1.0	20	0200	.1	27	a	a				21	0400	1.2		1900	.0		2000	.0	19	0500	1.2
	2400	.6		2400	1.2		2200	.3				22	0400	-.8		1500	1.3	28	a	a					2000	.1	21	0500	1.1	21	0600	1.0		1000	1.2
19	1100	.1	22	1200	.0	23	1400	-.3					1700	.9	21	0600	-.4	29	a	a				22	0800	1.3		2000	-.1		2000	-.1		2000	.4
20	0200	.9	23	0100	1.3		2200	.4				23	0600	-.6		1400	.8	30	a	a					1900	.2	22	0700	1.0	22	0800	1.0	20	0300	1.1
	1100	.1		1400	.1	24	1000	.5					1600	.6	22	0300	-.8							23	1600	2.2		2000	-.2		2000	.0		1200	1.2
	2100	.9	24	0300	1.2		1400	.3				24	0700	-.8		1700	.3								1800	1.3	23	1000	1.0	23	1100	1.1		2000	.5
21	1100	.0		1400	.3		2100	.6					2000	.4	23	0900	-1.2							24	0900	2.6		2100	-.2		2200	.3	21	1400	1.3
22	0100	1.0	25	0100	1.0	25	0600	.2				25	0700	-.5		1700	-.2								2300	.7	24	0800	1.1	24	1500	1.1		2000	.9
	1200	.1		1500	.2		1100	.5					1800	.5	24	0800	-1.1							25	0800	1.9		2200	-.1		2200	.3	22	1500	1.8
	2300	1.2		2300	.8		2000	.6				26	0800	-.6		1400	-.1								2100	.4	25	0900	1.2	25	1500	1.1		2300	1.5
23	1200	.4	26	1800	.3	26	0600	-.2					2100	.3	25	0100	.1							26	1000	1.6		2200	.1		2300	.6	23	0300	1.7
	2400	1.5	27	0100	.7		2400	.8				27	1000	-.9		0800	-.5								2200	.2	26	1000	1.1	26	0600	1.0		1200	1.4
24	1300	.3		0700	.4	27	0600	.1				28	0300	.4		1400	.1							27	1200	1.4		2300	.2		1200	.8		1600	1.8
	2400	1.3		2300	1.1		1600	1.1					1000	-.1	26	0100	.2								2300	.4	27	1100	1.3		1700	1.0	24	0400	1.7
25	1500	.3	28	0700	.8	28	0800	-.2					1400	.4		0900	-.4							28	1100	1.5		2300	.3	27	1100	.6		1300	e1.2
26	0100	1.4		2300	1.4		1900	.8				29	1200	-.9		1400	.1								2400	.2	28	1100	1.0	28	0500	1.4		1700	e1.6
	1400	.6	29	0800	.8	29	0900	-.6					1800	-.6	27	0200	.4							29	1000	1.4	29	0100	.3		1400	.7	25	0300	e1.6
27	0100	1.5		2000	1.7		2200	1.1					2100	-1.1		1100	.0								2300	.3		1100	.8	29	0400	1.4		1300	e.6
	1600	.4	30	0800	.2	30	0900	-.1							28	0200	.6							30	0900	1.4		2400	.3		1400	.6		2300	e1.5
28	0500	1.2		1800	1.4		2100	1.2								1100	.3										30	0700	.7	30	0600	1.6	26	1300	e.4
	1700	.7				31	1100	.0								1600	.5											1400	.3		1600	.7	27	0200	e1.4
29	1100	1.7					2200	1.3								2200	.3										31	0600	.8	31	0400	1.7		1900	e1.0
30	0200	2.0													29	0400	.6											1600	.2		1600	.4	28	0800	e1.4
31	0800	-.4														2400	.0																	1800	e1.1
	1400	-.4													30	0700	.6																29	0700	e1.5
	2400	.2														1400	.5																30	0700	e1.3
															31	2300	.0																	1900	.2
																0900	.8																		
																1600	.6																		
																2300	.0																		

Table 10I.--L12, Saluria Bayou at Pass Cavallo, near Port O'Connor, Tex.-Continued

Water stage, in feet, above or below (-) mean sea level; Time is Central Standard; Water Year October 1968 to September 1969.

October			November			December			January			February			March			April			May			June			July			August			September		
Day	Time	Stage	Day	Time	Stage	Day	Time	Stage	Day	Time	Stage	Day	Time	Stage	Day	Time	Stage	Day	Time	Stage	Day	Time	Stage	Day	Time	Stage	Day	Time	Stage	Day	Time	Stage	Day	Time	Stage
1	0500	e1.1										1	a	a	1	0700	0.0	1	0400	0.5	1	0300	e1.4	1	1000	1.2	1	1100	1.3	1	a	a	1	1500	0.3
	a	a										2	a	a		2400	1.0		0800	.2		1400	e1.3	2	0200	e.1		2400	.0	2	a	a	2	0100	1.1
2	1100	e1.3										3	a	a	2	0700	.2		1400	.4		2300	e.6		a	a	2	1000	1.2	3	a	a		1500	.1
	2100	e.5										4	a	a		2400	1.6		2200	.2	2	0800	e1.4	3	1800	e1.1		2400	.1	4	a	a	3	0500	1.0
3	1200	e1.2										5	a	a	3	1100	.3	2	0400	.5		2200	e.2	4	0200	e.3	3	1200	1.0	5	a	a		1500	.2
	2300	e.5										6	a	a		1600	.9		1200	.3	3	1100	e1.4		1800	e1.2	4	0200	.2	6	1800	-.1	4	0500	1.0
4	a	a										7	a	a	4	1000	-.2		1600	.4		2200	e.3	5	0300	e.2		0900	.9	7	0600	1.0		1800	.1
5	1600	e1.6										8	a	a	5	0500	1.2		2400	.0	4	0900	e1.8	6	a	a	5	0200	.2		1800	-.2	5	0500	1.1
6	1000	e1.1										9	a	a	6	0400	1.4	3	0600	.6	5	0200	e.6	7	a	a		0800	.8	8	0600	.8		1800	.2
	1600	1.5										10	a	a		2300	.4		1500	.5		1200	e1.8	8	a	a		1600	.3		2000	-.2	6	0600	1.1
7	0400	1.3										11	a	a	7		c		2300	-.1	6	0100	e.7	9	a	a	6	0900	.8	9	0600	.8		1900	.4
	0900	.9										12	a	a	8	0700	1.6	4	0700	.8		1300	e2.0	10	a	a		1600	.2		2000	-.3	7	0500	1.2
	1800	1.5										13	a	a	9	0100	-.2		1500	.8	7	0300	e.8	11	a	a	7	0700	.9	10	0900	.8		1900	.3
8	0400	1.5										14	a	a		1100	.7		2400	.1		1400	e1.7	12	a	a		1700	.1		1900	-.5	8	0500	1.1
	1000	.9										15	a	a	10	0100	-.5	5	1100	1.0	8	0600	e.8	13	a	a	8	0400	1.0	11	0800	.6		2000	-.1
	1800	1.6										16	a	a		1600	.7		2300	-.3		1300	1.6	14	1300	e1.0	9	a	a		2200	-.7	9	0700	.8
9	0300	1.6										17	a	a	11	0300	-.4	6	1300	.7	9	0500	.2		2300	.0	10	a	a	12	1200	.6		2000	.2
	1200	.7										18	a	a		1700	.7	7	0100	-.5		1500	.9	15	1000	1.1	11	a	a		2100	-.5	10	1300	.9
	1900	1.7										19	a	a	12	0300	-.1		1700	.8	10	0500	.2		2300	-.1	12	a	a	13	1100	.6		2100	.4
10	0200	1.7										20	a	a		1700	1.0	8	0300	-.1		2400	.8	16	1100	1.2	13	a	a		2300	-.2	11	0700	1.0
	1300	.6										21	a	a	13	0500	-.4		1400	1.1	11	0700	.5		2200	.2	14	a	a	14	1000	.6		1300	1.0
	2100	1.4										22	a	a		1900	.7	9	0400	-.1		0900	.8	17	1100	1.2	15	a	a		2300	.0		2000	.6
11	0300	1.5										23	a	a	14	0600	-.2		1700	1.1		1900	.3		2300	.3	16	a	a	15	0500	.6	12	0500	.9
	1300	.6										24	a	a		2100	1.6	10	0400	.1	12	0200	.7	18	1100	1.2	17	a	a		1600	.7		2400	.6
12	0100	1.5										25	a	a	15	0700	.8		1600	1.0		1200	.7	19	0100	.1	18	a	a		2300	.2	13	0300	.8
	1500	.7										26	a	a		2100	1.8	11	0700	-.1		1900	.1		1100	1.1	19	a	a	16	0600	.6		1000	.5
13	0300	1.6										27	1700	1.2	16	0800	.8		2400	1.3	13	0800	1.2		2400	.1	20	a	a	17	0100	.5	14	0400	1.1
	1400	.8										28	0800	-.2		1400	1.4	12	0700	.8		1900	.2	20	0900	1.0	21	a	a		0600	.8		1200	.7
14	0300	e1.7											1800	.8	17	0100	1.4		1600	1.6	14	0500	1.2	21	0100	.1	22	a	a		1200	.5	15	0300	1.2
	a	a														0900	.6	13	0900	.5		2000	.1		1000	.8	23	a	a	18	0500	1.1		1300	.4
15	0400	e1.7														1400	1.1		1300	.8	15	0900	1.1		2300	.2	24	a	a		1400	.3	16	0300	1.2
	a	a													18	0200	1.2		2100	.4		2100	.0	22	1100	.8	25	a	a	19	0500	1.0		1300	.3
16	a	a														2300	-.5	14	0200	.6	16	0700	1.2	23	0300	.4	26	a	a		1400	.4	17	0100	1.1
17	a	a													19	0400	-.1		0900	.2		2200	.1		1000	.8	27	a	a	20	0500	1.4		1500	.1
18	a	a														1100	-.4		1500	.4	17	1000	1.5		1800	.3	28	a	a		1600	.5	18	0500	1.1
19	a	a														1500	-.1		2100	.2		2200	.2	24	0800	.8	29	a	a	21	0300	1.3		1500	.2
20	a	a														2000	-.3	15	0400	.8	18	1000	1.2		1800	.2	30	a	a		1700	.1	19	0400	1.5
21	a	a													20	0600	.7		1000	.6		2300	.0	25	0900	1.1	31	a	a	22	0500	1.2		1700	.6
22	a	a														2200	-.5		1300	.8	19	1200	1.0		1900	.3					1800	-.2	20	0500	1.6
23	a	a													21	0600	.2		2200	.5		2400	e.0	26	0500	1.3				23	0400	1.0		1700	.4
24	a	a														1500	.2	16	0600	1.2	20	1100	.9		1800	.2					1800	-.3	21	0500	1.4
25	a	a														2300	-.4		2100	.5		2400	-.1	27	0500	1.4				24	0900	.9		1800	.6
26	a	a													22	1500	.5	17	0700	1.8	21	1200	.9		1900	.0					1900	-.3	22	0500	1.6
27	a	a														2300	.1	18	0100	.5		2400	.1	28	0600	1.3				25	1000	1.1		1900	.6
28	a	a													23	1300	1.7		0400	.9	22	1200	.9		2000	-.2					2000	-.1	23	0800	1.6
29	a	a													24	0200	.3	19	0100	e-.5	23	0100	.1	29	0900	1.4				26	1100	1.1		1900	.4
30	a	a														0800	.9		1000	e.4		1200	.7		2200	-.2					2100	.1	24	0400	1.0
31	a	a													25	0100	-.9		2400	-.3	24	0200	.1	30	0800	1.4				27	1500	1.3		1300	1.0
																1400	.2	20	0900	.7		1200	.6		2200	-.2					2200	.5		2100	.4
															26	0200	-1.0		2400	e-.2	25	0300	.1							28	1500	1.6	25	0300	.8
																1700	.2	21	1300	e.7		1100	.5								2300	1.0		1000	.7
															27	0500	-.6	22	0200	e-.3		1900	.3							29	0600	1.4		1500	.9
																1300	.1		1500	e.6	26	1000	.5								1000	1.0		2300	.5
															28	0500	-.7	23	0300	e-.3		2000	.2								1700	1.6	26	0400	.7
																1500	.2		1400	e.5		2300	.4							30	1200	1.1		1000	.5
															29	0600	-.5	24	0400	e-.3	27	0900	.5								1800	1.5		1600	.9
																1600	.2		1800	e.5		1900	-.1							31	0400	1.5	27	0300	1.0
															30	0700	-.5	25	0400	e.4	28	0800	.5								1300	.8		1000	.4
															31	0200	.2		1500	e1.0		1900	-.3								2400	1.4		1700	1.2
																1000	-.2	26	0500	e.6	29	1000	.6										28	0300	1.2
																			1600	e1.3		1900	-.3											1000	.3
																		27	0700	e1.1	30	0800	1.0											2300	1.1
																			1500	e1.5		2100	-.3										29	1100	.2
																		28	0800	e.6	31	0800	1.1										30	0100	1.2
																			1100	e.8		2100	-.4											1300	.4
																		29	a	a															
																		30	0600	e.9															
																			1300	e1.0															
																			1900	e.6															

Note: No usable record for November through January.

Table 11.--E2, Espiritu Santo Bay near Port O'Connor, Tex.

LOCATION.-- Lat 28°23'36" long 96°28'59", on ferry channel marker 11 in Espiritu Santo Bay, about 6 miles southwest of Port O'Connor, Calhoun Co.

RECORDS AVAILABLE.-- August 1966 through September 1969.

GAGE.-- Water-stage recorder. Datum of gage is mean sea level (levels by U. S. Army Corps of Engineers).

EXTREMES.-- 1968 water year: maximum elevation 2.3 feet, June 24; minimum -1.1 feet, Mar. 13.
1969 water year: maximum elevation 2.5 feet, Feb. 15; minimum -0.5 feet, Dec. 7.

REMARKS.-- Gage operated by U. S. Corps of Engineers; records since August 1967 computed by U. S. Geological Survey.

Water stage, in feet, above or below (-) mean sea level; Time is Central Standard; Water Year October 1966 to September 1967.

October			November			December			January			February			March			April			May			June			July			August			September		
Day	Time	Stage	Day	Time	Stage	Day	Time	Stage	Day	Time	Stage	Day	Time	Stage	Day	Time	Stage	Day	Time	Stage	Day	Time	Stage	Day	Time	Stage	Day	Time	Stage	Day	Time	Stage	Day	Time	Stage
																														1	0700	0.6	1	0900	0.3
																															2200	.2		2200	.1
																														2	1200	.6	2	1400	.5
																															2300	.3		2200	.1
																														3	1000	e.7	3	1800	.7
																															2400	.3	4	0100	.6
																														4	1300	e.6		1300	1.0
																														5	0300	e.3		2300	.8
																															1500	.6	5	0800	1.1
																															2400	.3	6	a	a
																														6	1500	e.6	7	a	a
																														7	0100	.3	8	1500	.2
																															1300	e.6	9	0600	.5
																															2400	e.4		1700	.3
																														8	1100	.6	10	0600	.4
																														9	0200	.3		2000	.2
																															1100	.5	11	0900	.5
																														10	1700	.2		2100	.2
																														11	0900	.5	12	1000	.5
																															1600	.2		2100	.2
																														12	0100	.4	13	1100	.6
																															0300	.2		2100	.3
																														13	0700	.7	14	1400	.7
																															2000	.3		2200	.5
																														14	0900	.7	15	1100	1.0
																															2100	.4		2300	.8
																														15	1000	.9	16	1500	1.1
																															2000	.6		2400	1.0
																														16	0800	e.9	17	1100	1.1
																															2300	e.6		2200	1.0
																														17	1000	e1.0	18	0800	1.2
																															2400	e.6	19	0100	1.3
																														18	1000	e1.0	20	0200	2.0
																														19	0200	.4		1500	3.8
																															0900	1.0		2400	3.6
																														20	a	a	21	0300	4.4
																														21	a	a	22	1700	3.3
																														22	a	a	23	0600	3.6
																														23	a	a	24	0200	3.3
																														24	a	a		1600	2.8
																														25	1900	e.6	25	1700	2.4
																														26	0800	e.8	26	1000	2.3
																															2000	e.7	27	0700	2.1
																														27	1100	e.8		2300	1.4
																															2000	e.6	28	0700	1.6
																														28	0900	e.8		1000	1.4
																															2200	e.5	29	1100	1.4
																														29	a	a		2300	1.3
																														30	a	a	30	0900	1.4
																														31	1100	.5		1700	1.2
																															2300	.2			

Table 11.--E2, Espiritu Santo Bay near Port O'Connor, Tex.-Continued

Water stage, in feet, above or below (-) mean sea level; Time is Central Standard; Water Year October 1967 to September 1968.

October			November			December			January			February			March			April			May			June			July			August			September		
Day	Time	Stage	Day	Time	Stage	Day	Time	Stage	Day	Time	Stage	Day	Time	Stage	Day	Time	Stage	Day	Time	Stage	Day	Time	Stage	Day	Time	Stage	Day	Time	Stage	Day	Time	Stage	Day	Time	Stage
1	0900	1.3	1	0100	0.6	1	0100	1.0	1	0300	0.8	1	0600	1.0	1	0200	-0.8	1	0200	0.2	1	a	a	1	0200	0.3	1		b	1	0800	0.5	1	0700	e1.3
	2200	1.0		0300	.4		1200	.7		1500	.5		2100	.9		2200	-.7		1100	.5	2	a	a		2000	.7	2		b		1800	.2		2100	1.0
2	1700	1.4		1100	.1	2	0200	1.1	2	0500	.8	2	1200	.4	2	1700	-.2		2000	.4	3	a	a	2	0700	.5	3	0100	0.6	2	1000	.5	2	0800	1.2
	2200	1.3	2	0400	.4		1300	.6		1500	.5		a	a	3	1000	-.7		2300	.2	4	a	a		1800	.7		1400	.7		2100	.2		2100	.9
3	0600	1.4		1200	.2	3	0200	.8	3	0600	.9	3	1400	.5		1900	-.4	2	1700	.6	5	a	a	3	0100	.5		1800	.5	3	1100	.6	3	1100	1.4
	1800	1.3	3	0300	.8		1200	.2		1500	.7	4	0100	.7	4	0300	-.5	3	0300	.4	6	1600	0.7		1300	.8		2100	.7		2000	.3		2200	1.1
4	0300	1.4		1100	.4	4	0500	.5	4	0400	.7	5	2000	.9		1900	-.2		1600	1.2	7	1300	1.0		2400	.6	4	1400	.8	4	1100	.7	4	1200	1.5
	1200	1.3		2400	.6		1400	.2		1300	.2	6	1800	.5	5	0500	-.3	4	1000	.7		1900	.8	4	0600	.9		2000	.7		2200	.4		2400	1.1
5	0500	1.4	4	1300	.1	5	0500	.7	5		c	7	0700	-.1		2200	.1		1400	.8	8	0500	.9		1000	.7	5	0600	1.1	5	1000	.9	5	1000	1.3
	1100	1.2	5	0200	.6		1500	.5	6	0300	e.9		2200	.1	6	0200	.0	5	0600	.4		0800	.8		1400	.8		2000	.8		2400	.5		2300	.8
6	0500	1.3		1200	.2	6	0600	.8	7	0300	.1	8	0800	-.5		1900	.4		1600	.6		1700	.9		2200	.6	6	0800	1.2	6	1300	.9	6	1700	1.1
	1600	1.1	6	0300	.7		1800	.6		2300	.4		2300	e.0	7	0900	.1	6	1400	e.3	9	0700	.9	5	0900	.6		2300	.8	7	0100	.6		2200	1.0
7	0300	1.3		1500	.3	7	0700	.8	8	0600	.2	9	1000	-.2	8	0400	.1	7	a	a		1000	.7		1900	.5	7	1000	1.0		1400	.9	7	1900	1.3
	1600	1.1	7	0400	1.0		1500	.5	9	0100	.9		2400	.0		1000	.0	8	a	a		1500	1.4	6	1000	.6	8	0100	.7	8	0200	.6	8		b
8	0100	1.2		1400	.4	8	1100	.8		0600	.7	10	1200	-.2		2400	.2	9	a	a		1700	.9		2100	.4		1100	.9		1500	.9	9	0700	1.1
	1400	.7	8	0600	.9	9	1200	1.0		1900	.9	11	0100	-.1	9	0900	.1	10	a	a		2300	.9	7	1100	.7	9	0100	.6	9	0300	.6		1400	.9
9	0600	1.0		1500	.5		1400	1.2	10	1300	.4		0900	-.2		2400	.4	11	a	a	10	1100	1.4		2200	.4		1300	1.0		1400	.8		2000	1.1
	1900	.7	9	0900	1.1		2200	.8		1600	.5	12	0100	.1	10	1000	.2	12	a	a		2400	.9	8	1100	.6		2400	.4	10	0300	.6	10	0400	1.0
10	0700	.9		1900	1.0	10	1800	.9	11	1300	.0		1100	.0	11	0500	.5	13	0100	.5	11	0600	1.3		2200	.3	10	0800	.9		1200	.7		1100	.6
	2100	.6	10	0600	1.2	11		b	12	0100	.2	13	0400	.5		1600	.8		1500	.8		0900	1.2	9	1000	.7	11	0500	.5		1800	.7	11	0500	.9
11	0700	.7		2000	1.0	12	1400	-.1		1100	-.1		1600	.1	12		b	14	0300	.6		1200	1.5		2300	.3		1000	.7		2200	.6		1200	.7
	1900	.4	11	0800	1.0	13	0900	.1		2000	.2	14	0200	.7	13	1000	-1.1		1200	.7		1900	.8	10	1300	.8	12	0400	.3	11	1800	.6	12	0700	1.0
12	1100	.8		2000	e.8	14	0200	.6	13	2400	-.2		1100	.5	14		c	15	0900	.3		2000	1.2	11	0100	.5		1000	.8		2300	.5		1300	.8
	2200	.6	12	0400	e.8		1200	.3	14	0200	-.5	15	0300	.9	15	0700	.0		1700	.4	12	0200	1.2		1200	e.7		1400	.6	12	1300	.6	13	0600	1.2
13	1300	.9		0800	e.6		2300	.6		1300	-.6	16	1000	.3	16	0700	.2	16	0400	.3		0700	1.5	12	0300	.4		1700	.7		2300	.4		1700	1.0
	2200	.7		a	a	15	1300	.3	15	0200	-.4	17	1500	.2	17	0100	-.1		1600	.7		2000	1.0		1100	.6		2000	.5	13	1000	.6	14	0700	1.4
14	1000	1.1	13	1300	.5	16	0200	.5		1300	-.6	18	2100	.7		1900	.2	17	0100	.4	13	0800	1.6	13	0300	.3	13	1300	.8		2000	.4		1900	1.2
	2200	.9	14	0300	.7		1200	.2	16	0400	-.3	19	0300	.6	18	0200	.0		1600	.8	14	0100	1.2		1300	.4	14	0300	.6	14	0900	.7	15	0900	1.7
15	1200	1.3		1300	.6	17	0200	.8		1300	-.6		1000	.6		1500	.4	18	0600	.5		1200	1.6	14	0500	.1		1400	.8		2200	.4		2100	1.3
	2200	1.3		1700	.7		1100	.4	17	0500	-.1		2000	1.1		2400	.3		1600	.7		2400	1.2		1400	.4	15	1000	.8	15	0600	.7	16	0600	1.5
	2300	.9	15	0300	e.7	18	0200	.9		1400	-.4	20	0500	.9	19	1300	.7	19	0600	.4	15	1300	1.6	15	0400	.1		1700	.7		2000	.6		1800	1.1
	2400	1.3		1200	.4		1200	.5	18	0600	.2		1900	.9	20	0300	.4		1900	.9		2200	1.3		1600	.3	16	1000	1.0	16	0800	.9	17	0200	1.1
16	0800	.9	16	0600	e.7	19	0200	.8		1400	.1	21	0800	.6		1600	.9	20	1100	.6	16	1300	1.3	16	0500	.2		1900	.8		2100	.5		0700	1.4
17		b		1200	e.5		1400	.5	19	0200	.6		1100	.7	21	0900	.2		2400	.7	17	0500	1.0		1300	.3	17	0700	.9	17	0600	.8		2000	.8
18	0400	.3	17	0400	.9	20	0500	.8		1500	.4		2300	.4		1500	.4	21	0700	.5		1300	1.2	17	0500	.2		2200	.7		2100	.5	18	0300	1.0
	1100	.0		1500	.6		1500	.7	20	0600	.7	22	0400	.0	22	1100	.0		1700	e.7	18	0200	.6		1400	.4	18	0700	.8	18	1000	.9		1000	1.1
19	0200	.3	18	0400	.9	21	0700	.9		1100	.4		1000	.0		2000	.1	22	a	a		1800	e.9		1800	.2		2200	.6		2000	.4		2400	.8
	1100	.1		1300	.5		1600	.5	21	1000	.9		2100	.3	23	0400	-.4	23	a	a	19	1000	.6	18	1000	.3	19	0900	.8	19	1000	.9	19	1200	1.1
20	0200	.5	19	0300	.8	22	0100	.7	22	0600	.7	23	1000	.1		2400	-.4	24	a	a	20	0200	.6		2100	.2		2300	.5		2400	.5		2200	.7
	1400	.4		1400	.5		0800	.7		2400	.8		2000	.3	24	1000	-.6	25	a	a		0800	.3	19	1100	.4	20	1100	.7	20	1100	.8	20	1500	1.1
21	0300	.6	20	0400	e1.0		1700	.3	23		b	24	1200	-.2	25	0100	-.2	26	a	a		1400	.6		2100	.3		2000	.5		2300	.5		2400	.8
	1400	.3		1600	e.7		2200	.4	24	0700	.0	25	0100	.1		0900	-.3	27	a	a	21	2100	.6	20	0900	.6	21	1000	.7	21	1000	.8	21	1400	1.0
22	0500	.6	21	0300	1.0	23	1800	.0		1700	.2		1300	-.1	26	0400	-.1	28	a	a	22	1000	.8		2000	.4		2400	.4		2400	.4		2100	.9
	1600	.4		1800	.8	24		c	25	0800	.0	26	0200	.1		1900	-.2	29	a	a		2100	.6	21	0400	.8	22	1000	.7	22	1300	.6	22	1800	1.4
23	0600	.8	22	0200	1.0	25	1800	.4		2200	.3		1400	-.1	27	0500	.1	30	a	a	23	0700	.9		0500	.7		2400	.3	23	0100	.4	23	0400	1.5
	1600	.6		1700	.7	26	0800	.0	26	0900	.2	27	0200	.0		1600	.0					2200	.5		1400	.7	23	1000	.6		0800	e.6		1000	1.5
24	0400	1.0	23	0500	1.0	27	0200	.4		2300	.6		1400	-.3	28	0600	.3				24	1000	.9		2000	.4	24	0100	.2		1700	e.6		1200	1.4
	1900	.8		2000	.6		0700	.3	27	1000	.5	28	0600	.1		2400	.2				25	0100	.6	22	0700	.8		1300	.6		2100	.5	24	0600	1.6
	2300	.8	24	0500	.9		2200	.6		2300	.9		1500	-.3	29	1200	.3					1200	.8		0900	1.0		2400	.3	24	0800	e.8	25	0500	1.5
25	1200	.6		2000	.6	28	0800	.2	28	1200	.8	29	0500	-.1	30	0100	.1					2300	.6		2300	.4	25	1200	.7	25	a	a		1600	1.1
26	0800	1.1	25	1100	.8		2400	.4		2400	1.0		1300	-.6		1200	.4				26	1100	.9	23	1500	1.2	26	0100	.4	26	a	a	26	0700	1.2
	2000	.9		2000	.6	29	1000	-.3	29	1300	.9				31	0300	.2				27	0100	.5	24	0200	2.2		1400	.6	27	a	a		1300	.8
27	0500	1.1	26	0300	.7	30	0200	.6	30	0400	.9					1500	.6					0800	.8		0700	2.3	27	0100	.5	28	1400	.9	27	0500	e1.1
	2000	.8		2000	.4		1100	.2		1400	.7										28	0300	.3		2400	1.6		1000	.9	29	0600	1.2		1700	.8
28	1200	1.0	27	0800	.2	31	0100	1.1	31	0400	.8											1300	.6	25	0900	1.7		1200	.8		1700	1.0	28	0700	1.2
	1900	.9		1400	.4		1400	.5		1500	.7										29	0200	.3	26	0600	1.2		1800	.7	30	0700	1.3		1600	.8
29	1200	1.4		1800	.2																	1300	.5		1000	e1.5	28	0400	.6		1800	1.1	29	0700	1.2
	2300	1.4	28	0100	.5																	2400	.3	27	0400	.9		1800	.7	31	0700	1.4		2000	.8
30	0200	1.7		0900	.6																30	1200	.5		1600	1.1		2200	.6		1700	.9	30	0700	1.1
	0300	1.2	29	0100	.9																31	0300	.2	28	0300	1.0	29	1200	.6					2000	.7
	0600	1.5		0800	.8																	1600	.6		1200	1.2	30	0200	.4						
	1800	1.4		2000	1.3																			29	0400	.9		0900	.5						
	2100	1.0	30	1200	.8																				1300	1.2		2000	.3						
31	1500	.8																						30	0400	.9	31	0800	.5						
	2200	.4																							1100	1.3		2000	.3						
																									2100	.9									

Table 11.--E2, Espiritu Santo Bay near Port O'Connor, Tex.-Continued

Water stage, in feet, above or below (-) mean sea level; Time is Central Standard; Water Year October 1968 to September 1969.

October			November			December			January			February			March			April			May			June			July			August			September		
Day	Time	Stage	Day	Time	Stage	Day	Time	Stage	Day	Time	Stage	Day	Time	Stage	Day	Time	Stage	Day	Time	Stage	Day	Time	Stage	Day	Time	Stage	Day	Time	Stage	Day	Time	Stage	Day	Time	Stage
1	1000	e0.9	1	0200	0.6	1	0100	1.1	1	1100	-0.2	1	0300	0.8	1	0800	0.1	1	0700	e0.3	1	0100	1.0	1	1100	0.9	1	0300	0.6	1	0400	-0.1	1	0200	1.3
	2200	.7	2	0100	.6		1100	.7	2	0500	.2		1400	.5	2	0100	.6		2100	.2		1400	1.0		2400	.4		1500	.8	2		c	2	2100	.7
2	1200	1.1		0400	.7		1900	.8		1300	.0	2	0300	.9		1000	.3	2	0800	.4		2300	.7	2	1200	.7	2	0200	.6	3	1500	.3	3	0800	.9
	2400	.8		1200	.6	2	1300	.4	3	0800	.6		1400	.6		1500	.8		2300	.2	2	1200	1.1	3	0500	.3		1800	.9	4	1300	.4		2300	.6
3	1400	1.0	3	0200	.8	3	0100	.7		1400	e.4		2300	.6	3	0300	1.1	3	0600	.4		2200	.6		1800	.7	3	0500	.7		2200	.3	4	1000	e.8
	2200	.8		1200	.5		0600	.7	4	0100	e.6	3	1200	.0	4	1400	.0		1800	.3	3	1100	1.0	4	0200	.5		1500	.8	5	1200	.5		2100	.6
4	1300	.6		1500	.7		1300	.1		1600	e.2		2200	.5	5	0200	.6		2300	.0		2300	.6		1700	.9	4	0500	.6		2200	.2	5	1100	.9
5	1700	1.4	4	1200	.1		1900	.3	5	a	a	4	0600	.5		1900	e1.1	4	1500	.6	4	1500	1.3	5	0500	.6		1200	.7	6	1300	.6		2000	.6
6	0600	1.5	5	0200	.4	4	1800	e-.1	6	a	a		1200	.2	6	0300	.8		2300	.4		2100	.9		1800	.8	5	0200	.5		2000	.3	6	0900	e.9
7	0500	1.2		1200	.3		2400	e.1	7	a	a	5	0600	.7		0600	e1.1	5	1400	.7	5	1500	1.4	6	0600	.6	6	0900	.7	7	1100	.6		2000	.6
	1000	1.0	6	0400	.8	5	1300	e-.2	8	a	a		1500	.6		1100	.9	6	0500	.1		2400	1.0		2300	.8		2000	.4		2400	.2	7	1000	1.0
	1600	1.2		1100	.3	6	0400	.1	9	a	a	6	0200	.8		1500	.9		1600	e.5	6	1500	1.5	7	1800	.7	7	1000	.7	8	1300	.6		2100	.7
8	0800	1.3		2200	.7		1400	e-.1	10	a	a	7		b	7	0100	.6	7	0400	.2	7	0400	1.3	8	1200	.9		2100	.4		2400	.2	8	0900	e.9
	1200	.9	7	1200	.1	7	0200	.2	11	a	a	8	1000	.2		1400	.7		1700	.5		1600	1.5		2100	.7	8	0800	.7	9	1100	.6		2300	.6
	1700	1.2		2200	.7		1200	-.5	12	a	a		1400	.4	8	1200	1.1	8	0200	.2		a	a	9	0900	.8		2200	.4	10	0100	.2	9	1200	.8
9	0500	1.4	8	1700	-.1		2300	.1	13	a	a		2000	.3	9	0400	.1		1900	.7	8	1200	1.4		2400	.6	9	0900	.7		1200	.5	10	0100	.4
	2100	1.0	9	0300	1.2	8	0700	.1	14	a	a	9	0600	-.2		1000	.5	9	0700	.4	9	0700	.6	10	1000	.7		2400	.4	11	0100	.2		1300	.6
10	0300	1.3		1400	.6		1400	-.2	15	2400	.8		2300	.2		1700	.5		1900	.7		1800	.8		2300	.3	10	1000	.7		1100	.4		2200	.5
	1300	e.8	10	0500	1.2	9	0600	.4	16	1200	.6	10	0700	.1	10	0600	-.2	10	0600	e.5	10	1200	.6	11	1100	.7		2300	.3	12	0100	.0	11	0800	.8
11	0600	1.1	11	0200	e.9		1500	e.2	17	0100	e.9		2300	.5		1800	.3		2000	e.7		2200	.7		2000	.4	11	1100	.8		1200	e.3		2100	.6
	1400	.7		0900	.4	10	0600	.6		1200	.5	11	0900	.3	11	0500	-.1	11	0700	.3	11	1500	.6	12	1200	.9		2400	.2	13	0100	-.1	12	1800	.8
12	0600	1.3		1200	.5		1800	.3	18	0400	.8		2300	.6		2000	.3		1100	.4		1900	.5		2400	.5	12	1100	.6		1500	.3	13	0500	.7
	1700	.9	12	0600	-.1	11	0500	.5		1300	.6	12	1100	.3	12	0300	.1		1200	.1	12	0500	.6	13	1100	.9		2400	.2	14	0300	.1		1200	.5
13	0800	e1.3		1900	-.2		1700	.4	19	0300	.9	13	0100	.5		1900	e.6		1600	.6		1900	.2		2400	.5	13	1100	.5		1500	.4	14	0700	1.0
	1800	.9	13	0300	.1	12	0700	.9		1000	.5		0900	.1	13	0800	e.2		1700	.4	13	0400	.8	14	1200	.9		2400	.1	15	0300	.2		1800	.8
14	0900	e1.3		1000	.2		2400	.8	20	0500	.6	14	0700	1.8		1900	.3		2400	.9		1300	.9	15	0500	.6	14	1200	.4		1600	.4	15	0500	1.1
	1900	1.0		1500	.1	13	0500	.6		1200	.3		1000	1.8		2400	.5	12	0700	.9		2100	.4		1600	.7	15	0300	.1	16	0200	.4		1700	.9
15	0900	1.4	14	1400	.6		2200	.5	21	0500	.6	15	0100	2.5	14	1100	.2		1500	1.6	14	0900	.9	16	0500	.3		1300	.3		1000	.5	16	0500	1.1
	2000	1.1		1800	.5	14	1000	.2		1500	.5		1100	2.3	15	0400	.9		2100	1.5		2100	.5		1700	.7		2300	-.1		1700	.4		1700	.8
16	1100	e1.7	15	1200	.9		2300	e.2		2400	.7		2000	2.2		0900	.8	13	0100	1.6	15	1100	1.0	17	0400	.6	16	1600	.3	17	1000	.6	17	0700	1.0
17		b	16	1200	e.6	15	0800	-.2	22	0500	.5	16	1200	1.4	16	0300	1.3	14	0100	.7		2300	.6		1600	.9	17	0300	.1		1500	.5		2000	.6
18	0500	1.0	17	1800	.7	16	0100	.3		1600	.5	17	1400	.7		1000	1.0		2100	.4	16	1400	1.0	18	0400	.7		1700	.3	18	0800	.9	18	0600	.8
	1700	e1.3	18	0100	.5		0900	.2		2200	.6	18	0700	.7	17	0400	1.1	15	0300	.6		2000	.7		1300	.9	18	1200	.2		2000	.5		1900	.5
19		b		1000	-.1		2400	e.7	23	0400	.4		2100	.4		1400	.9		1700	.6	17	1500	1.1	19	0200	.7	19	0500	.0	19	0900	.7	19	0800	1.0
20	1200	e1.1		1900	.5	17	1000	.4	24	0200	.2	19	1800	.3		1800	1.0		2100	.5	18	0300	.8		1400	.8		1200	.1		2000	.6		1800	.6
21	0400	1.3	19	1300	.0		2400	e.9		0900	-.3	20	0900	.9	18	0700	1.0	16	1400	1.0		1500	1.0	20	0300	.6		1900	.0	20	1100	1.0	20	0700	1.2
	1200	e1.0	20	0100	.3	18	1200	.6		2300	.1		2000	1.2	19	0200	.3		2200	.8	19	0300	.7		1300	.8	20	1000	.2		1900	.7		1900	.7
22	0300	1.1		1300	.0		2000	.8	25	0700	.0	21	0700	1.2		1800	.1	17	1300	1.4		1500	.8	21	0500	.5		1700	.0	21	0900	1.0	21	1000	1.1
	1400	e.9	21	0300	.3	19	1000	.1	26	0100	.3		1400	1.5		2400	.0	18	0100	1.0	20	0200	.6		1300	.6	21	0800	.3		2000	.6		2100	.9
23	0200	e1.1		1400	e-.1	20	0200	e.7		0800	.1	22	0300	1.1	20	1200	.2		1200	1.0		1200	.7	22	0100	.4		2000	.0	22	1000	.9	22	1100	1.3
	1200	e.8	22	0400	.3		1100	.1		2400	.6		1200	1.0	21	0400	e.0	19	0200	.5	21	0300	.5		1200	.7	22	0900	.3		2300	.6		2300	1.0
24	0600	1.1		1500	.0	21	0400	e.9	27	0900	.6	23	0900	.5		1700	e.1		1000	.6		1700	.7		2100	.5		2100	-.1	23	1100	.8	23	0700	1.4
	1200	.6	23	0600	e.4		1500	.7		1800	.8		2100	.7	22	0300	e-.1	20	0200	.1	22	0500	.5	23	1100	.7	23	1100	.2	24	0100	.4	24	0100	1.0
	2200	.9		1700	.2	22	0100	1.2	28	1000	.6	24	1200	.7		2000	e.2		2100	.4		1200	.7		2000	.4		2100	-.2		1200	.6	25	1200	.7
25	0200	.9	24	0600	.5		1300	.5	29	0200	.7		1900	.8	23	0300	.1	21	0700	.4	23	0800	.5	24	1200	.7	24	1100	.2	25	0200	.4	26	0600	.7
	1300	e.5		1600	.0		1500	.6		1200	.5	25	1300	.5		1600	1.3		1600	.5		1400	.6		2100	.4		2200	-.2		1200	.8		1200	.6
26	0600	.8	25	0800	e.3	23	1400	e.0	30	0500	.8		2400	.6		2300	.7	22	0600	.2	24	0600	.4	25	1200	.9	25	1100	.1	26	0100	.5	27	0600	.8
	1900	e.5		1700	.1	24	0700	e.0		1700	.6	26	1200	.5	24	1300	.6		1600	.4		1400	.5		2200	.6		2400	-.3		1700	.8		1300	.5
27	0600	.7	26	1200	.9		1600	e-.3	31	0300	.7	27	0200	.8		2400	.0	23	0700	.2	25	2200	.3	26	1200	1.0	26	1300	.1	27	0100	.6	28	0500	1.0
	2000	.5		1700	.8	25		c		1000	.4		1000	.7	25	0500	.1		1800	.3	26	1300	.3		2400	.7	27	0200	-.2		1600	.9		1700	.7
28	0400	.6	27	0200	1.2	26	1500	e.3		1700	.7		2000	e.8		1000	-.1	24	0700	.1		2000	.2	27	1100	1.0		1600	.1	28	0100	.7	29	0600	1.0
	1400	.2		1200	1.0	27	1400	.9				28	0900	.1		1700	.1	25	0500	.2	27	1100	.4	28	0200	.7	28	0300	-.1		1700	1.1		1600	.7
29	0700	.5		1700	1.2	28	1100	e.3					1500	.5	26	0800	e-.4		1400	.6		2200	.2		1400	.9		1700	.1	29	0800	1.3	30	0600	1.0
	2000	e.2	28	0400	.7	29	1100	e-.1					2400	.6		2000	e-.1		2300	.7	28	0900	.4		2300	.6	29	0400	-.1		1800	1.1		1700	.7
30	1200	.4		0700	.8	30	0400	e.2							27	0900	-.3	26	0500	.6		2200	.1	29	1300	1.0		1500	.1	30	0400	e1.3				
	2100	.2	29	1000	-.2		1100	e.2								1700	e-.1		1000	.9	29	1200	.4	30	0200	.5	30	0400	-.2		1800	1.1			
31	0300	.4		1900	.2		2400	.4							28	0900	e-.3	27	0100	1.1		2200	.1		1400	.9		1700	.0	31	0600	1.4			
	1300	.5	30	1400	.4	31	1100	-.3								2400	e-.1		0500	1.0	30	1200	.6				31	0400	e-.2		1700	1.1			
	2000	.4		2000	1.1		2000	.1							29	1000	e-.2		1300	1.3		2300	.3					1700	e.0						
				2100	.9										30	0100	e.0		2200	1.1	31	1200	.8												
																1300	e-.2	28	0100	1.1		2300	.4												
															31	0700	e.0		1000	.7															
																1200	-.2		1600	.8															
																			1900	.7															
																		29	2300	.6															
																		30	1700	.7															
																			1800	.4															

Table 12A.--G1, San Antonio Bay near Seadrift, Tex.

LOCATION.-- Lat 28°24'05" long 96°44'17", on survey platform near Victoria Channel marker number 28 in San Antonio Bay, about 2 miles southwest of Seadrift, Calhoun Co.

RECORDS AVAILABLE.-- August 1966 through September 1969.

GAGE.-- Water-stage recorder. Datum of gage is mean sea level (levels by U. S. Army Corps of Engineers).

EXTREMES.-- 1968 water year: maximum elevation 3.5 feet, June 23; minimum -1.1 feet, Mar. 3.
1969 water year: maximum and minimum elevations not determined.

REMARKS.-- Gage operated by U. S. Army Corps of Engineers; records since September 1967 computed by U. S. Geological Survey.

Water stage, in feet, above or below (-) mean sea level; Time is Central Standard; Water Year October 1966 to September 1967

October			November			December			January			February			March			April			May			June			July			August			September		
Day	Time	Stage	Day	Time	Stage	Day	Time	Stage	Day	Time	Stage	Day	Time	Stage	Day	Time	Stage	Day	Time	Stage	Day	Time	Stage	Day	Time	Stage	Day	Time	Stage	Day	Time	Stage	Day	Time	Stage
																																	1	a	a
																																	2	a	a
																																	3	a	a
																																	4	a	a
																																	5	a	a
																																	6	a	a
																																	7	a	a
																																	8	a	a
																																	9	a	a
																																	10	a	a
																																	11	a	a
																																	12	a	a
																																	13	a	a
																																	14	a	a
																																	15	a	a
																																	16	a	a
																																	17	a	a
																																	18	1400	1.6
																																	19	1100	1.7
																																		2400	2.3
																																	20	0200	2.0
																																		2200	5.7
																																	21	0200	4.9
																																		0500	5.8
																																		1200	4.9
																																	22	0900	4.2
																																	23	1200	4.2
																																	24	2200	3.3
																																	25		b
																																	26		b
																																	27	0900	2.6
																																		1700	2.0
																																	28		b
																																	29		b
																																	30	0500	1.7
																																		1600	1.8

Table 12A.--G1, San Antonio Bay near Seadrift, Tex.-Continued

Water stage, in feet, above or below (-) mean sea level; Time is Central Standard; Water Year October 1967 to September 1968.

October			November			December			January			February			March			April			May			June			July			August			September		
Day	Time	Stage	Day	Time	Stage	Day	Time	Stage	Day	Time	Stage	Day	Time	Stage	Day	Time	Stage	Day	Time	Stage	Day	Time	Stage	Day	Time	Stage	Day	Time	Stage	Day	Time	Stage	Day	Time	Stage
1	0600	1.5	1	1200	0.2	1	0400	1.3	1	0100	1.9	1	1600	1.5	1	1100	-0.1	1	0800	0.6	1	0700	0.6	1	0900	0.8	1	0900	1.4	1	0100	1.1			
	1600	1.7	2		c		1400	1.1		1800	1.7		2400	.3	2	0300	-.4		1600	1.0		2300	1.1		1600	1.8		1700	1.5		2400	.8			
2	0600	1.4	3	0500	.9	2	0700	1.5	2	1200	1.9	2	0200	.9		1600	.0		1800	.8	2	1000	.8		1900	1.0	2	0900	1.1	2	0900	.9			
	1700	1.8		0900	-.4		1800	.4		1900	1.8		0400	.6	3	0400	.0		2100	1.1		2200	1.2		2300	1.1		1900	1.3		1600	1.1			
3	0900	1.7		2000	.5	3	0200	1.1	3	0900	2.1		0900	.8		1100	-1.1	2	0700	.9	3	0900	.8	2	0700	.7	3	0700	1.0		2300	.9			
	2400	1.9	4	1100	.7		1100	.7		2200	1.8		1100	.6		1800	-.2		2000	1.2		2000	1.2		1400	1.1		1700	1.2	3	1100	.9			
4	1300	1.7	5	0500	.6	4		c	4	0100	1.5		1500	.9		2400	-.4	3	0100	2.2	4	0100	.6		2400	1.0	4	0900	1.1		1700	1.0			
	2000	1.9	6	1100	1.1	5	1100	1.2		0700	1.9	3	0400	.8	4	2100	.1		0400	1.3		0300	1.0	3	0100	1.5		2000	1.5	4	0700	.8			
5	1900	1.5	7	0600	.9		2000	.9		1000	1.5	4	2300	1.3	5	1100	.0		0700	1.5		0600	.6		0200	1.0	5	0800	1.3		1900	1.1			
6	0200	1.7	8	1700	1.2	6	1100	1.3	5		c	5	0800	.9	6		c		0900	1.2		0700	1.1		0800	1.4		1600	1.7	5	0900	.9			
	1800	1.4		2000	1.0		2300	1.0	6	1400	2.1		1500	1.1	7	0100	.6		1900	1.9		1300	.6		1200	1.0		2400	1.5		2000	1.2			
7	0300	1.8	9	1300	1.5	7	1100	1.2	7	0300	.7	6		b		1400	.5	4	0800	1.3		2200	.9		2100	1.4	6	0900	1.5	6	0900	1.0			
8	0400	1.1		2300	1.2		2200	1.0		1500	1.6	7	0200	.6		2400	.6		1000	.2	5	0800	.6		2400	1.1		1500	1.7		1900	1.3			
	0800	1.4	10	1100	1.4	8	1400	1.2	8	0300	1.5		0800	-.3	8	1300	.5		2000	1.1	6		c	4	0200	1.6	7	0700	1.3	7	1000	1.0			
	1200	1.1	11	0200	1.1		2100	1.1		0800	1.2		1200	.3	9	0400	.7	5	0900	.7	7	0300	1.6		0400	1.3		1500	1.5		2400	1.2			
9	2100	1.0		1700	1.2	9	0900	1.3		1100	1.6		1600	.1		1200	.5		2300	1.1		0600	1.3		0500	1.8	8	0800	1.1	8	0800	1.0			
10	0800	1.1	12	0400	.9		1400	1.6		1800	1.2	8		c	10	0200	.7	6	0800	.7		1800	1.6		0700	1.3		1600	1.4		2300	e1.3			
11	0900	.9		1700	.9	10	0900	.4		2400	1.9	9	0300	.3		1500	.6	7	0300	1.1		1900	1.3		1000	1.6	9	1200	1.1	9	1100	e1.1			
	1300	1.0	13	1300	.6		1200	.9	9	2300	2.0		0900	.2		2300	.9		1100	.8		2400	1.7		1200	1.3		1300	.8		2400	e1.3			
12	0200	.9		2400	.8		1400	.6	10	1400	1.6	10	0300	.3	11	0600	.9	8	0300	1.1	8	0300	1.3		2200	1.3		1800	1.3	10	1000	e1.1			
	1500	1.1	14		b		2200	.9	11	a	a		1700	.1		0800	.2		1300	.9		1000	1.6	5	0800	1.0	10	0900	.9	11	0200	e1.3			
	2400	.9	15	1500	.7	11		b	12	a	a	11	0500	.3		1000	.7	9	0300	1.1		1600	1.3		1800	1.2		1800	1.3		1200	e1.0			
13	1800	1.2	16	0500	.9	12	1700	.3	13	a	a		1700	.0		2100	-.8		0500	.5		2000	1.5		2100	1.0	11	0400	1.0		2400	e1.1			
14	1000	1.1		1400	.7	13		c	14	a	a	12	0600	.4	12	0100	-.3		1500	1.3		2200	1.4	6	0100	1.3		0600	1.3	12	1200	e.9			
	1500	1.8	17	0800	1.0	14	0600	1.1	15	2000	-.3		1100	.3		0400	-.5		2100	.7	9	0800	1.7		0700	1.1		0800	.8	13	0500	e1.1			
15	0200	1.4		1800	.9		0900	.6	16		c	13	0900	.7		0600	-.2	10	0300	1.2		1000	1.4		2000	1.3		1900	1.3		1600	e1.0			
	1000	1.8	18	0500	1.0	15	2300	.7	17	1300	.3		1100	.3		1100	-.8		0700	.6		1400	2.7	7	0500	1.1	12	0500	1.0	14	a	a			
	1300	1.2		1900	.9	16	0200	1.0		1800	.2	14	0200	.8		1800	-.9		1900	.9		1700	1.2		1300	1.3		0600	1.6	15	a	a			
	1700	1.7	19	0900	1.0		2400	1.1	18	1800	.7		0600	.7		2400	-.4	11	0700	.6		2300	1.6	8	0100	1.1		0900	.9	16	a	a			
	1900	1.5		1900	.9	17	0300	.7	19	0100	.2		1200	.9	13		c		2400	.7	10	0100	1.5		1200	1.3		1400	1.6	17	a	a			
	2200	2.1	20	0300	1.1		1100	1.3		1100	.6		1500	.7	14	0900	-.3	12	1600	1.2		0600	2.1	9	0100	1.3		1700	1.1	18	a	a			
16	0300	.7	21	0900	1.2		1900	1.2		1900	.5		1700	1.0	15	1800	.3	13	0400	1.0		0800	1.4		0600	1.1		2000	1.4	19	a	a			
	0600	.9	22	1200	1.0	18	0300	1.5	20		c		2400	.7	16	1700	.6		1800	1.3		1100	1.8		1300	1.4	13	0900	1.2	20	a	a			
	1000	.6		1400	.9		0600	1.2	21		c	15	0500	1.2	17	1200	.5	14	0700	.9		2400	2.0	10	0800	1.1	14	0100	1.6	21	a	a			
	1700	.6		1700	1.0		0800	1.6	22	0100	1.1		2100	.7	18	0300	.8		1700	1.1	11	0200	1.3		1800	1.4		1400	1.4	22	a	a			
	1900	1.0	23		b		1200	1.4		0800	.8	16	0200	.8		1000	.7	15	0500	.6		0600	2.1	11	0700	1.1		2300	1.5	23	a	a			
17		b	24	2400	.7	19	1100	1.5		2300	1.0	17	1600	.6	19	0300	1.2		1600	1.0		1000	1.8		1900	1.3	15	0900	1.3	24	a	a			
18	0700	.3	25	0500	1.0		2000	1.3	23	1200	.1		1900	.4		0800	.9	16	0100	1.0		1300	2.0	12	1100	.9	16	0200	1.5	25	a	a			
19		c	26	2000	.8	20	1100	1.6		2000	.5	18	0200	.7	20	a	a		0600	.8		1600	.7		1500	1.1		0700	1.4	26	a	a			
20	0700	.8	27	1000	.4		2000	1.4		2200	.2		2400	1.1	21	a	a		1800	1.6		1800	2.2	13	1000	.7	17	0500	1.4	27	a	a			
	2000	.7		1700	.8	21	1100	1.8		2400	.5	19	0800	.9	22	a	a		2100	1.3	12	0500	1.5		1900	.9		1000	1.2	28	a	a			
21	1200	.9		2000	.3		1700	.7	24	0500	.3		1100	1.3	23	a	a	17	0300	1.5		1800	2.3	14	1200	.7		2400	1.4	29	a	a			
	2300	.8	28	0300	.8	22	0100	1.4		1700	.5		2400	1.3	24	a	a		1100	.9	13	0600	1.8		2400	1.0	18	0800	1.2	30	a	a			
22	0800	1.0		1200	.6		0500	.9	25	1800	.4	20	1100	1.1	25	a	a		2300	1.3		1500	2.3	15	0900	.7		2000	1.3	31	a	a			
	2100	.8	29	0600	1.2		2200	1.3	26	0300	.8	21	0900	1.1	26	a	a	18	1500	1.1	14	0600	1.9		2400	1.1	19	0200	1.1						
23		c		1200	1.1	23	0500	1.0	27	2400	1.6		1900	-1.0	27	a	a		2200	1.6		2100	2.2	16	0900	.7		2000	1.2						
24	1300	1.3		2000	1.7		1400	1.1	28	2000	1.4	22	0600	.6	28	a	a	19	0600	1.2	15	0100	2.0		2400	.8	20	0400	.9						
	2400	.8		2400	1.2		2400	1.0	29	0300	1.6		1200	.3	29	a	a		0900	1.4		1400	2.3	17	0900	.6		1400	1.2						
25	1200	1.2	30	0600	1.4	24		c	30	2100	1.2		1800	.4	30	a	a		1400	1.2		1800	2.1		1000	.8	21	0100	1.1						
	2100	1.0		1200	1.2	25	0300	1.3	31	0200	1.3		2200	.1	31	0100	1.0		1900	1.4		2100	2.3		1300	.5		0700	.9						
26	1300	1.4					1700	1.2		2000	1.2		2400	.3		0400	.7	20	0900	1.0	16	1000	1.8		2400	.7		1900	1.3						
	2400	1.1					2400	.9				23	0400	-.1		1200	.8		1700	1.4		1900	2.2	18	0400	.5	22	1200	1.0						
27	0600	1.3				26	1300	1.3					0700	.0		1500	1.2		2100	1.1		2200	1.7		0500	.6		1500	1.1						
	0900	.8				27	1000	1.3					1300	-.1		1800	.8	21	1100	1.1	17	0300	2.1		2400	.6	23	0200	1.1						
	1300	1.2					2400	1.0				24	0100	.4					1400	1.0		1000	1.6	19	1500	.9		0900	.9						
28	0400	.8				28	1000	1.6					1000	.3					2400	1.3		1400	1.9	20	0500	.7		2300	1.2						
	1400	1.3				29	1000	1.4					1400	.4				22	1000	1.1	18	0800	1.1		1600	1.1	24	0800	.9						
	2300	1.2				30		c					2100	.2					1300	1.3		2200	1.4	21	0400	.7		2300	1.2						
29		c				31	0600	2.1				25	0600	.4					2100	1.1	19	1100	1.1		2000	1.1	25	0700	.9						
30	0100	1.9					1800	1.5					1500	.3				23	0100	1.4		2000	1.3	22	0800	.8		2400	1.3						
	0500	.2										26	0600	.4					0800	.3	20	0800	.8		1200	1.4	26	0800	.9						
	0800	1.3										27		b					1700	.2		1100	1.2		1500	1.2		2200	1.3						
	1700	.7										28	0200	.2				24	0100	.7	21	0700	1.2		1700	1.4	27	0800	.9						
	2000	1.0											1000	.4					0500	.4	22	0200	1.5	23	0600	1.1		2200	1.3						
31	1100	1.0											2000	-.7					2200	.8		0700	1.3		0700	1.5	28	1000	1.0						
	1700	.6										29	0700	.1				25	0600	.6		2400	1.6		1000	1.2		2300	1.2						
	2400	.8											1200	-.6					1700	1.0	23	0400	1.3		1300	1.8	29	1100	1.0						
													2300	-.2				26	0700	.8		1000	1.4		1400	1.6		2100	1.1						
																			1800	1.1	24	0700	1.1		1800	3.5	30	1500	1.0						
																		27	0600	.8		1500	1.4		2000	2.4	31	0200	1.2						
																			1200	1.1	25	0700	1.1		2200	2.9		1200	1.0						
																			2100	1.1		2300	1.4	24	0300	2.2									
																		28	0600	.8	26	0600	1.1		0600	2.7									
																			1700	1.1		1800	1.3		0800	2.3									
																			2200	.5	27	0500	1.1		1000	2.5									
																			2400	1.0		0800	1.2		1600	2.3									
																		29	1000	.1		1300	.7		2200	2.5									
																			1500	.7		1800	1.3	25	0700	2.2									
																			2100	.8	28	0300	.7		1600	2.4									
																		30	0500	.5		0700	.9		2400	2.2									
																			1800	.9		0900	.2	26	0600	1.4									
																						1300	1.0		0700	1.9									
																						2000	1.1		1400	1.6									
																					29	0900	.8		1800	1.8									
																						2100	1.1	27	0400	1.4									
																					30	0600	.8		1900	1.8									
																					31	0200	1.2	28	0900	1.5									
																						0400	1.1		2400	1.9									
																						0700	1.2	29	0700	1.8									
																						1000	.9	30	0100	2.1									
																						2400	1.5		0800	1.8									
																									2200	1.8									

Note: No usable record for September.

Table 12A.--G1, San Antonio Bay near Seadrift, Tex.-Continued

Water stage, in feet, above or below (-) mean sea level; Time is Central Standard; Water Year October 1968 to September 1969.

October			November			December			January			February			March			April			May			June			July			August			September		
Day	Time	Stage	Day	Time	Stage	Day	Time	Stage	Day	Time	Stage	Day	Time	Stage	Day	Time	Stage	Day	Time	Stage	Day	Time	Stage	Day	Time	Stage	Day	Time	Stage	Day	Time	Stage	Day	Time	Stage
																		15	1200	1.1	1	0200	1.1	1	0600	1.1	1	0700	0.8	1	1100	0.3	1			b
																		16		c		2000	1.6		1100	1.3		2300	1.3	2	0100	.6	2			b
																		17	0300	1.6	2	0500	1.3		1500	1.1	2	0600	.9		1100	.6	3	0600	1.1
																			1100	1.3		1700	1.5		1800	1.3		2000	1.3		2000	.8		1500	1.2
																			1500	1.6	3	0700	1.3	2	0900	.5	3	0900	.9	3	1100	.7		2400	1.0
																		18	1600	1.1		2300	1.6		1600	1.2	4	0100	1.3		1800	.9	4	0400	1.2
																		19	2100	1.1	4	0600	1.3	3	0500	.9		1000	1.0	4	0700	.6		1000	1.1
																		20	0900	.4		2300	2.0		2200	1.3	5	0300	1.3		1600	.8		1600	1.2
																			1200	.8	5	0700	1.5	4	1100	.8		0800	1.0	5	0100	.7		2400	1.1
																			1400	.6	6	0300	2.0		1200	1.2		2200	1.0		1700	1.0	5	1400	1.5
																			1700	1.3		0900	1.8		1600	.9	6	0200	1.3	6	0400	.9	6	0600	1.1
																			2000	.9		2400	2.3		1900	1.2		1000	1.1		1900	1.2		1700	1.3
																		21	0800	.8	7	0400	1.8		2200	1.1		1300	1.2	7	0300	.8	7	0500	1.1
																			2000	1.0		2300	1.9	5	0200	1.2		1900	1.1		1800	1.1		1600	1.4
																		22	1300	.6	8	1100	1.6		1100	.9	7	0200	1.2	8	0700	.8	8	0600	1.0
																			2300	.8		1400	.8		2400	1.2		0800	1.1		1200	1.3		1700	1.3
																		23	1100	.5		1700	1.5	6	1300	1.1		1200	1.2		1500	.9	9	0600	.8
																			2200	.8		2200	1.5	7	0100	1.3		2000	1.0		2000	1.1		1500	1.0
																		24	0900	.5	9	0700	.9		0800	1.1	8	0300	1.2	9	0700	.8		2100	.8
																		25	1800	1.1		1100	1.2	8	1700	1.3		0600	1.0		1400	1.0	10		c
																		26	0100	1.7		2100	1.3	9		b		1500	1.2		2200	1.0	11	0400	1.1
																			0600	1.6	10	1900	1.0	10	0800	1.0		1900	1.0	10	0800	.6	12	a	a
																			0800	1.9		2100	1.3	11	0700	1.3	9	0500	.9		1800	1.0	13	a	a
																			1600	1.7	11	0500	1.0		1600	1.2		1800	1.2	11	1100	.5	14	a	a
																		27	0900	2.0		1700	1.2		1800	1.4	10	0800	.9		1700	.9	15	a	a
																			1100	1.5	12	0900	1.0	12	0300	1.1		1900	1.1	12	0800	.4	16	a	a
																			1400	1.7		1300	1.1		2200	1.3	11	0700	.8		1900	.7	17	a	a
																			1800	1.5		1700	.6	13	0600	1.0		1500	1.0	13	0900	.4	18	a	a
																			2100	1.7		1900	1.8		1900	1.4	12	0200	1.0		2100	.8	18	a	a
																		28	0300	1.2		2200	1.0	14	0700	1.1		0800	.8	14	0900	.5	20	a	a
																			2000	1.2	13	0400	1.1		1600	1.4		1800	1.1		2100	.9	21	a	a
																		29	0900	1.0		0600	1.4	15	0800	.6		2300	1.1	15	0400	.6	22	a	a
																			1800	1.2		0800	1.0		1600	1.0	13	0100	1.2	16	0400	1.1	23	a	a
																		30	0100	1.0		1000	1.3	16	0200	.7		1100	.8		0900	.7	24	a	a
																			1100	1.3	14	0700	1.0		2100	1.2		1400	.9	17		c	25	a	a
																			1500	1.0		1700	1.4	17	0800	1.0	14	0200	.9	18		c	26	a	a
																			1900	1.8	15	0600	1.0		1600	1.3		0800	.6	19		c	27	a	a
																						0700	1.3	18	0300	1.3		1700	.9	20	1300	1.5	28	a	a
																						1100	.6		0800	1.1		2400	.9	21	0100	1.2	29	a	a
																						1200	1.3		2200	1.4	15	1100	.5		1400	1.4	30	a	a
																						2100	1.3		2400	1.3		1900	.8	22	0500	1.1			
																					16	0500	1.0	19	0300	1.4		2200	.4		1400	1.4			
																						1200	1.2		1000	1.1		2400	.7	23	0800	1.0			
																						1400	.7	20	0100	1.4	16	0800	.4		1400	1.2			
																						2000	2.2		0700	1.1		1600	.8	24	0700	.7			
																						2100	1.2	21	0300	1.3	17	0100	.8		1400	1.1			
																					17	0800	1.0		1100	1.0		0900	.6	25	1000	.8			
																						2000	1.4		2100	1.3		1700	.9		1900	1.1			
																					18	0200	1.0	22	0900	1.2	18	0200	.8	26	0700	.8			
																						0800	1.0		1700	1.3		0600	.5		1200	1.0			
																						1900	1.3		2100	1.1		2400	.8	27	0500	.9			
																					19	0900	1.0	23	0200	1.3	19	1000	.4		2300	1.4			
																						2300	1.3		0700	1.1		2400	.7	28	0900	1.2			
																					20	1000	1.0		2000	1.3	20	1000	.3		1200	1.7			
																						1800	1.2	24	1000	1.0		1500	.6		1400	1.3			
																					21	1000	.8		1400	1.5		1800	.4	29	0100	2.0			
																						2000	1.2	25	0100	1.2	21	0200	.6		1000	1.4			
																					22	1000	.9		1400	1.6		0900	.4		1700	2.0			
																						2100	1.1		1900	1.4		1900	.8		2000	1.6			
																					23	0900	.8	26	0100	1.6		2300	.6	30		c			
																						1800	1.0		0600	1.3	22	0200	.7	31	1100	1.9			
																					24	1500	.8		1400	1.7		0700	.5						
																						2100	1.0	27	0500	1.3		1200	.8						
																					25	1200	.7		1600	1.5		1400	.6						
																						2300	.9	28	0600	1.1		1800	.9						
																					26	0900	.7		1800	1.4		2400	.5						
																						1500	.8	29	0500	1.1	23	0300	.8						
																					27		b		1600	1.4		0500	.6						
																					28	0500	.6	30	0800	1.1		1600	.8						
																						1700	.8		1800	1.3	24	0600	.4						
																					29	0500	.5					1900	.7						
																						1700	.8				25	0800	.4						
																					30	0400	.5					1600	.6						
																						1700	1.0				26	0100	.4						
																					31	0300	1.0					1300	.5						
																						0700	.8					1500	.8						
																						2400	1.4				27	0900	.4						
																												1700	.7						
																											28	0800	.3						
																												1600	.6						
																											29	0300	.6						
																												0800	.3						
																												2000	.7						
																											30	1000	.3						
																												2200	.6						
																											31	1300	.3						
																												2400	.5						

Note: No usable record for October through March.

Table 12B.--G2, San Antonio Bay near Austwell, Tex.

LOCATION.-- Lat 28°20'45" long 96°47'40", on bulkhead in harbor at Hoppers Landing, about 4 miles southeast of Austwell, Calhoun Co.

RECORDS AVAILABLE.-- May 1969 through September 1969.

GAGE.-- Water-stage recorder. Datum of gage is mean sea level (levels by U. S. Army Corps of Engineers).

EXTREMES.-- 1969 water year: maximum and minimum elevations not determined.

REMARKS.-- Gage operated by U. S. Army Corps of Engineers; records computed by U. S. Geological Survey.

Water stage, in feet, above or below (-) mean sea level; Time is Central Standard; Water Year October 1968 to September 1969.

October			November			December			January			February			March			April			May			June			July			August			September		
Day	Time	Stage	Day	Time	Stage	Day	Time	Stage	Day	Time	Stage	Day	Time	Stage	Day	Time	Stage	Day	Time	Stage	Day	Time	Stage	Day	Time	Stage	Day	Time	Stage	Day	Time	Stage	Day	Time	Stage
																					13	2300	1.2	1	a	a	1	0900	0.8	1	0700	e0.3	1	2400	e1.2
																					14	a	a	2	a	a		1800	1.3	2	a	a	2	2400	e1.0
																					15	a	a	3	a	a	2	0700	.9	3	a	a	3	1400	e1.1
																					16	a	a	4	2300	1.2		1900	1.2	4	a	a		2400	.9
																					17	a	a	5	1000	.9	3	1000	.9	5	1400	.9	4	1400	1.1
																					18	a	a		2200	1.2		2300	1.2	6	0600	.8		2400	e1.0
																					19	a	a	6	0900	.9	4	0900	.9		1900	1.0	5	1700	1.3
																					20	a	a	7	0100	1.2		2200	1.1	7	0500	.8	6	0500	1.0
																					21	a	a		0900	1.0	5	1100	.9		1700	1.0		1900	1.3
																					22	a	a		1500	1.1	6	0300	1.0	8	0600	.7	7	0400	e1.1
																					23	a	a	8	0900	1.1	7	0700	1.0		2000	.9		1600	1.3
																					24	a	a		1600	1.2		1100	1.1	9	0700	.6	8	0700	1.0
																					25	a	a	9	1500	1.0	8	0700	1.0		1800	.8		1700	1.1
																					26	a	a	10	0700	.8		1700	1.0	10	0800	.5	9	0900	.7
																					27	a	a		2000	1.0	9	0600	.9		1700	.7		1800	1.0
																					28	a	a	11	0900	.9		1600	1.0	11	0900	.4	10	0700	e.9
																					29	a	a		1800	1.3	10	0800	.7		1500	.6	11	0100	1.2
																					30	a	a	12	0300	1.0		2000	1.0	12	1000	.3		0800	1.1
																					31	a	a		2200	1.3	11	0800	.6		1900	.5		1900	1.3
																								13	0600	1.0		1700	.9	13	0900	.2	12	0600	1.1
																									2000	1.4	12	0900	.7		2000	.6		2000	1.2
																								14	0800	1.0		1700	.9	14	0900	.4	13	0800	1.1
																									1500	1.3	13	1000	.6		2100	.7	14		c
																								15	0500	.8		2200	.7	15	0900	.5	15	1000	1.4
																									1900	1.0	14	0800	.5		2300	.8		2100	1.3
																								16	0200	.8		1800	.7	16	0900	.6	16		b
																									2000	1.1	15	1000	.4		2400	.7	17	1100	1.2
																								17	0800	1.0		2100	.6	17	0800	.6		1700	1.0
																									2200	1.2	16	0900	.4		1700	.8	18	1300	1.1
																								18	0900	1.0		1800	.7	18	0800	.8	19	0200	e1.0
																									2200	1.3	17	1000	.5		1600	1.0		1600	1.5
																								19	1000	1.0		1800	.6	19	0700	.9	20	0200	1.2
																									2200	1.2	18	1100	.4		1200	1.1		1400	1.6
																								20	1100	1.0		1900	.6		1700	1.0	21	0200	1.3
																									2200	1.2	19	0900	.2	20	1200	e1.4		1600	1.6
																								21	1100	.9		2400	.4	21	0300	e1.2	22	0400	1.4
																									2100	1.1	20	1000	.2		1300	e1.3		1600	1.7
																								22	0800	.9		2100	.4	22	0600	1.1	23	0800	1.4
																									1800	1.0	21	0800	.3		1400	e1.2		1300	1.6
																								23	0800	.9		1600	.5	23	0800	.9	24	1000	e1.2
																									2000	1.1	22	0800	.3		1700	1.1	25	1200	e.9
																								24	1000	1.0		1800	.5	24	0600	.6		2100	e1.1
																									1500	1.3	23	0100	.3		1400	e1.0	26	1300	e.8
																									2400	1.0		1700	.5	25	0800	.7		1800	e1.0
																								25	1600	1.4	24	0700	.3		1900	1.0	27	0900	e1.0
																								26	0700	1.2		1700	.5	26	0600	.8	28	0700	e1.2
																									1500	1.5	25	0900	.2		1900	1.0		2200	e1.1
																								27	0500	1.2		1600	.4	27	0800	.8	29	1000	e1.2
																									1600	1.5	26	0700	.2		2100	1.4		1700	e1.1
																								28	0700	1.1		1700	.5	28	0500	1.1	30	0800	e1.2
																									1800	1.4	27	0600	e.2		1000	1.7		1800	e1.1
																								29	0500	1.0		1600	.5		1300	1.3			
																									2000	1.3	28	0800	.2	29	0100	e1.7			
																								30	0800	1.0		2000	.5		0700	e1.5			
																									1900	1.3	29	0900	.2		1700	e1.9			
																												1900	.4		2000	1.6			
																											30	0800	.1	30	0700	e1.7			
																												2100	.4		1700	1.8			
																											31	1100	.2	31	0900	e1.6			
																												2400	.4		1400	e1.8			

Table 13A.--M1, Copano Bay near Bayside, Tex.

LOCATION.-- Lat 28°04'20" long 97°12'30", on bulkhead at Cities Service pump station, about 1.7 miles south southeast of Bayside, Aransas Co.

RECORDS AVAILABLE.-- October 1966 through September 1969.

GAGE.-- Water-stage recorder. Datum of gage is mean sea level (levels by U. S. Army Corps of Engineers).

EXTREMES.-- 1968 water year: maximum elevation 3.1 feet, May 11; minimum -0.8 feet, Mar. 12 and 13.
1969 water year: maximum elevation 2.9 feet (estimated), Feb. 15; minimum -0.1 feet, Jan. 2.

REMARKS.-- Gage operated by U. S. Army Corps of Engineers; records since August 1967 computed by U. S. Geological Survey.

Water stage, in feet, above or below (-) mean sea level; Time is Central Standard; Water Year October 1966 to September 1967.

October			November			December			January			February			March			April			May			June			July			August			September		
Day	Time	Stage	Day	Time	Stage	Day	Time	Stage	Day	Time	Stage	Day	Time	Stage	Day	Time	Stage	Day	Time	Stage	Day	Time	Stage	Day	Time	Stage	Day	Time	Stage	Day	Time	Stage	Day	Time	Stage
																														1	0900	e0.3	1	0100	0.5
																															2000	.9		1600	1.1
																														2	1100	1.3	2	0200	.7
																															2000	.8		1700	1.2
																														3	0900	1.2	3	0100	.9
																															2100	.8		1800	1.8
																														4	1000	1.2	4	0400	1.3
																															2200	.7		1700	1.9
																														5	1100	1.2	5	0800	2.0
																															2100	.8		2000	1.8
																														6	1100	1.3	6	1600	1.4
																															2200	.8		2200	1.6
																														7	1300	1.3	7	1800	1.1
																															2400	.8		2400	1.2
																														8	1300	1.3	8	2000	.7
																														9	0100	.8	9	0800	1.1
																															0900	1.0		2000	.7
																															2400	.7	10	1000	1.1
																														10		c		2200	.7
																														11	0200	1.0	11	1100	1.1
																															1100	.8		2300	.7
																															2100	1.3	12	1300	1.0
																														12	0900	.9		2300	.7
																														13	0200	1.2	13	1400	1.3
																															1200	1.0		2400	.9
																														14	0700	1.3	14	1500	1.4
																															1500	.9	15	0300	1.2
																														15	0600	1.4		1900	1.6
																															1500	1.1	16	0300	1.4
																														16	0400	1.4		1900	1.8
																															1700	1.0	17	0200	1.6
																														17	0600	1.5		1900	1.9
																															1800	.9	18	0400	1.6
																														18	0600	1.4		2100	2.1
																															1800	.9	19	0200	1.9
																														19	0200	1.4	20	2300	6.8
																															0400	1.3	21	1600	5.8
																															0700	1.4		2000	6.0
																															1800	1.0	22	1700	5.1
																														20	0800	1.4	23	0900	e5.1
																															1800	1.1	24		b
																														21	0800	1.4	25	1800	3.1
																															1900	1.1	26		b
																														22	0800	1.5	27	1200	2.7
																															2000	1.1	28	0300	2.0
																														23	0500	1.6		1000	2.1
																														24	1200	1.4		2300	1.8
																														25	0800	1.2	29	a	a
																															0900	1.3	30	a	a
																															1500	1.1			
																														26	1000	1.5			
																															2200	1.1			
																														27	1200	1.4			
																															2400	1.0			
																														28	1000	1.4			
																															2300	.9			
																														29	0900	1.1			
																															2400	.6			
																														30	1200	.9			
																														31	0100	.5			
																															1500	.9			

Table 13A.--M1, Copano Bay near Bayside, Tex.-Continued

Water stage, in feet, above or below (-) mean sea level; Time is Central Standard; Water Year October 1967 to September 1968.

October			November			December			January			February			March			April			May			June			July			August			September		
Day	Time	Stage	Day	Time	Stage	Day	Time	Stage	Day	Time	Stage	Day	Time	Stage	Day	Time	Stage	Day	Time	Stage	Day	Time	Stage	Day	Time	Stage	Day	Time	Stage	Day	Time	Stage	Day	Time	Stage
1	0100	e1.7	1	0500	0.7				1	a	a	1	0700	1.3	1	1600	-0.3	1	0600	0.8	1	0600	0.6	1	0800	1.0	1	0800	1.3	1	1100	1.0	1	1200	1.7
	1600	1.9		1300	.3				2	a	a	2	1500	1.0	2	2100	.3		1300	1.1		1800	1.2		1800	1.5		1500	1.5		2100	.7		2200	1.2
2	0200	1.6	2	0700	.9				3	a	a	3	2300	1.3	3	0600	.2		2000	1.0	2	0600	.7	2	0600	.8	2	0600	1.1	2	1300	1.1	2	1100	1.7
	0800	1.9		1300	.6				4	a	a	2	0800	.7		1000	.5	2	0500	.6		1700	1.3		1900	1.4		1600	1.3		2300	.8		2200	1.2
	1300	1.8	3	0700	1.6				5	a	a		1100	.9		1400	-.1		2200	1.4	3	0800	.8	3	0200	.9	3	0800	1.1	3	1300	1.1	3	1400	1.8
	1800	2.2		1800	.6				6	a	a		1500	.6		2200	.1	3	0800	1.3		1800	1.2		1900	1.4		1600	1.2		2400	.8	4	0100	1.4
3	0100	1.9	4	0400	.9				7	a	a	3	1700	.9	4	0500	-.2		1000	1.0	4	1000	.7	4	0800	1.1		2100	.9	4	1200	1.2		1500	1.8
	1500	2.0		1500	.6				8	a	a		2400	1.1		2200	.2		2200	1.8		1800	1.1		1500	1.4	4	1700	1.6	5	0100	.7	5	0500	1.1
	1800	2.2	5	0700	1.6				9	a	a	4	2000	1.3	5	0500	-.1	4	1300	1.2	5	0500	.6	5	0800	1.0		2300	1.4		1600	1.3		1600	1.4
4	1300	2.0		1500	1.1				10	a	a	5	0900	.8		1500	.5		1800	1.2		2300	1.2		1600	1.4	5	1400	2.0	6	0300	.9	6	0300	1.0
	2100	2.1	6	0500	1.6				11	a	a		2300	1.3		2200	.5	5	0700	.7	6	0800	1.0		2200	1.1		2300	1.5		1600	1.4		2000	1.5
5	1400	1.7		1800	1.1				12	a	a	6	1100	.7	6	0600	.2		2200	1.0	7	0100	1.7	6	1600	1.4	6	1400	1.9	7	0300	.9	7	0300	1.3
	2200	1.9	7	0700	1.6				13	a	a	7	0700	.5		2100	.8	6	0900	.7		0900	1.4		2400	1.1	7	0200	1.3		1700	1.3		1900	1.7
6	1500	1.5		1700	1.1				14	a	a		1200	.2	7	0900	.4		2200	1.1		2100	2.3	7	1400	1.4		1300	1.6	8	0500	.9	8	1400	1.4
7	0700	2.0	8	0900	1.8				15	a	a		2400	.6		1800	.8	7	1100	.7	8	0100	1.5	8	0200	1.0	8	0200	1.1		1800	1.4		2000	1.6
	1900	1.4		2100	1.3				16	1500	-0.1	8	1300	.1	8	1000	.4		2300	1.3		1300	1.5		1500	1.4		1400	1.5	9	0500	1.0	9	1500	1.1
8	0200	1.9	9	1000	1.7				17	0900	.4	9	0300	.4		2300	.8	8	1300	.9		1600	1.8	9	0200	1.0	9	0300	.9		1900	1.4	10	0700	1.4
	1900	1.2		2100	1.4					1700	.2		1200	.1	9	1100	.4		2000	1.2	9	0900	1.5		1300	1.4		1600	1.6	10	0600	1.0		1900	1.0
9	0800	1.5	10	0600	1.6				18	0700	.8	10	0200	.5		2300	.9	9	0400	1.0		1100	2.7	10	0300	1.0	10	0600	.8		2000	1.3	11	0600	1.3
	2000	1.0		2100	1.3					1600	.5		1300	.1	10	1100	.6		0900	1.5		1400	1.9		1700	1.4		1600	1.4	11	0600	1.0		1800	1.0
10	0900	1.4	11	0500	1.5					2400	.8	11	0500	.6		2300	1.2		1800	.9		1800	2.3	11	0400	.9	11	0400	.8		2200	1.2	12	0900	1.4
	2200	1.0		1800	1.4				19	1800	.3		1400	.2	11	1800	-.1		2300	1.3	10	0700	2.0		1600	1.3		1700	1.5	12	1000	.9		1600	1.2
11	1000	1.4	12		b				20	0900	1.0	12	0100	.6		2400	.1	10	1400	.7		2400	2.3	12	0500	.7	12	0400	.8	13	0200	1.2	13	1000	1.7
	2300	1.0	13	1200	.8					1600	.5		1200	.2	12	1500	-.8	11	1000	.6	11	0400	2.2		1700	1.1		1900	1.5		1800	1.1		1700	1.5
12	1400	1.3	14	0500	1.1				21	0100	.8	13	0700	1.1	13	0700	-.5		1900	.8		1000	2.5	13	0500	.5	13	0700	1.1	14	0600	1.2	14	1000	2.0
	2300	1.0		1100	.8					0600	.7		1400	.9		1400	-.8	12	0100	.6		1400	2.4		1900	.9		1900	1.6		2200	1.1		2200	1.7
13	1500	1.4		2300	e1.1				22	0100	1.1	14	0700	1.3	14	0800	-.1		2000	1.3		1800	3.1	14	0600	.5	14	0400	1.3	15	1200	1.4	15	0900	1.9
14	0100	1.2	15	1300	.7					0900	.8		1700	.8		1400	-.2	13	0200	1.0	12	0200	2.0		1800	1.0		1800	1.6		2300	1.1		2300	1.4
	1700	1.8	16	0400	1.1					2300	1.0	15	0900	1.1	15	2100	.6		1900	1.3		1700	2.6	15	0700	.6	15	0800	1.2	16	1100	1.4	16	1200	1.7
	2400	1.5		1300	.8				23	1300	.4		1500	.9	16	0400	.5	14	0300	.9	13	0500	2.1		2100	1.0		1400	1.4		2300	1.1		2100	1.3
15	2000	e2.5	17	0500	e1.2					2100	.6		2100	1.1		1100	.7		1600	1.2		1300	2.4	16	0800	.6	16	0300	1.4	17	1400	1.4	17	1600	2.0
16	0200	2.0		1300	.9				24	1200	.1	16	1500	.6		2000	.5	15	0500	.7	14	0400	1.9		1700	.9		0800	1.3		2300	1.0	18	0300	1.2
17	1500	.7	18	0600	1.3					2300	.5	17	0900	.9	17	0400	.2		1800	1.0		1800	2.2	17	1000	.5		1500	1.5	18	1400	1.3		1400	1.5
	2000	.9		1400	1.0				25	1100	.0	18	0300	.5		2100	.8	16	0700	.6	15	0700	1.7		1600	.8		2300	1.3		2400	1.0	19	0200	1.1
18	1500	.6	19	0400	1.4				26	0400	.7		2200	1.2	18	0500	.6		2100	1.4		1600	2.1		2400	.6	17	1200	1.4	19	1400	1.4		1800	1.5
19	0600	.9		1500	.9					1300	.4	19	0300	.9		2000	1.4	17	0400	.9	16	0800	1.5	18	1600	.8		2200	1.2	20	0200	1.0	20	0300	1.2
	1500	.7	20	0700	1.3				27	0400	.9		2200	1.3	19	0700	.9		2000	1.4		1900	2.0		2200	.6	18	1200	1.3		1400	1.4		1900	1.6
20	0600	1.1		1600	1.0					1300	.5	20	0700	1.0		2000	1.4	18	0900	.9	17	0800	1.3	19	0900	1.0		2300	1.0	21	0300	1.0	21	0300	1.2
	1400	.8	21	0600	1.4				28	0100	1.1		2000	1.3	20	0900	.9		2000	1.4		2100	2.0		1100	.8	19	1200	1.2		1500	1.2		1900	1.7
21	0500	1.1		1700	1.0					1300	.7	21	1000	.8		1900	1.5	19	0900	1.0	18	0900	1.1		1500	1.0		2400	.9	22	0300	.8	22	0300	1.4
	1600	.9	22	0600	1.3				29	0400	1.3		1300	1.1	21	1300	.4		2200	1.4		2100	1.3		2300	.6	20	1400	1.2		1700	1.2		2200	2.0
22	0600	1.2	23	a	a					1500	.8	22	0900	.3		2000	.5	20	0900	.9	19	0900	1.1	20	1200	1.1		2400	.8	23	0400	.8	23	1300	1.8
	1800	.9	24	a	a				30	0600	1.2		2100	.9	22	0800	-.1		1800	1.3		1800	1.2	21	0100	.7	21	1400	1.3		1800	1.4		2100	2.1
23	0800	1.3	25	a	a					1600	.8	23	1300	.1	23	0200	.7	21	1000	.7	20	0200	1.0		0700	1.1	22	0200	.9	24	0500	.9	24	1600	1.7
	1500	1.1	26	a	a				31	0700	1.1		2300	.6		1200	.0	22	0100	1.3		0800	1.1		1600	1.2		1500	1.2		1800	1.3		2300	1.9
24	0800	1.5	27	a	a					1300	.8	24	1100	.0	24	0200	.2		1100	1.0		1300	.9	22	0200	.8	23	0300	.8	25	0300	.9	25	1700	1.4
	2000	1.1	28	a	a							25	0400	.5		1000	-.2		2100	1.3		1800	1.1		1200	1.5		1600	1.2		1800	1.3	26	0900	1.6
	2400	1.4	29	a	a								1200	.0	25	0400	.3	23	0700	1.2	21	1200	1.2	23	0200	1.1	24	0300	.8	26	0400	1.0		1900	1.2
25	0900	1.4	30	a	a							26	0500	.6		1000	.1		0800	1.4		1800	1.4		1600	2.5		1800	1.3		2100	1.3	27	0600	1.6
	1900	1.0											1400	.2	26	0600	.5	24	0100	.5		2400	1.2	24	0300	1.5	25	0400	.9	27	0500	1.1		1900	1.2
26	1100	1.5										27	0500	.5		1100	.3		1900	.8	22	1700	1.4		1600	2.3		1900	1.4		1000	1.2	28	1000	1.7
	2000	1.3											1600	.1		1900	.7	25	0100	.7		2300	1.3	25	0300	1.9	26	0500	.9		1400	1.0		2100	1.2
27	0800	1.9										28	0700	.6	27	0700	.7		1300	1.0	23	1000	1.5		1500	2.2		1800	1.4		2000	1.3	29	1000	1.8
	2300	1.2										29	0300	-.1		1200	.6	26	0100	.8	24	0300	1.2	26	0400	1.6	27	0700	.8	28	0300	1.3		2300	1.3
28	0400	1.4											1100	.3		1900	.8		1800	1.2		1600	1.5		1200	1.8		1900	1.4		1000	1.6	30	0800	1.6
	1500	1.4											1900	-.2	28	0200	.6	27	0400	.8	25	0100	1.1	27	0800	1.4	28	0700	1.0		1500	1.3		2400	1.1
	2100	1.3											2300	.0		0800	.8		1700	1.2		1600	1.4		1500	1.8		2100	1.3	29	0800	1.6			
29	1900	1.9														1500	.6	28	0500	.8	26	0100	1.0	28	0500	1.3	29	0600	.9		2100	1.4			
30	1600	.8														1900	.7		1300	1.3		1500	1.4		1800	1.8		1700	1.1	30	1100	1.7			
	2000	1.1													29	0200	.5	29	0300	.7	27	0300	.9	29	0300	1.4	30	0700	.8		1900	1.3			
31	1400	.3														2000	.9		1300	.9		1600	1.7		1800	1.9	31	1400	1.2	31	1100	1.7			
	2100	.7													30	0400	.6	30	0600	.5	28	0500	.9	30	0600	1.5					2300	1.3			
	2400	.5														1900	1.0		1900	1.0		1800	1.3		1700	1.8									
															31	0400	.7				29	0400	.8												
																1600	1.2					1700	1.2												
																					30	0600	.7												
																						1900	1.2												
																					31	0600	.8												
																						1800	1.5												

Note: No usable record for December.

Table 13A.--M1, Copano Bay near Bayside, Tex.-Continued

Water stage, in feet, above or below (-) mean sea level; Time is Central Standard; Water Year October 1968 to September 1969.

October			November			December			January			February			March			April			May			June			July			August			September		
Day	Time	Stage	Day	Time	Stage	Day	Time	Stage	Day	Time	Stage	Day	Time	Stage	Day	Time	Stage	Day	Time	Stage	Day	Time	Stage	Day	Time	Stage	Day	Time	Stage	Day	Time	Stage	Day	Time	Stage
1	1300	1.4				1	a	a	1	0700	0.2	1	0500	1.2	1	a	a	1	a	a	1	1700	1.8	1	0200	0.9	1	0500	1.0	1	0600	0.4	1	0600	1.8
2	0100	1.0				2	a	a		1600	.4		1300	.7	2	a	a	2	a	a	2	0300	1.3		1700	1.5		1700	1.7		2300	.8		2000	1.3
	1600	1.5				3	a	a	2	0200	-.1	2	0600	1.3	3	a	a	3	a	a		1800	1.8	2	0400	.8	2	0600	1.0	2	0600	.6	2	0600	1.4
3	0100	1.2				4	a	a		2400	.6		1800	.8	4	a	a	4	a	a	3	0500	1.4		1900	1.2		1900	1.6		1300	.8		2100	1.0
	1600	1.5				5	a	a	3	0500	.3	3	0500	1.8	5	a	a	5	a	a		1700	1.9	3	0600	.8	3	0600	1.0		a	a	3	1000	1.3
4	1200	1.1				6	1600	.2		2200	e.9		1900	.6	6	a	a	6	a	a	4	0500	1.4		2000	1.6		2100	1.4	3	2100	.7		2100	1.0
	1700	1.4				7	0600	.8	4	0800	.5		2200	e.8	7	e1600	1.6	7	2200	1.3		2000	2.1	4	0800	1.0	4	0700	1.0	4	1200	1.0	4	1200	1.3
5	0400	1.2					1200	.8		1300	.9	4	0400	.8	8	e0400	1.3	8	0700	.8	5	0600	1.6		1600	1.5		2200	1.4		1900	.8		2100	1.0
	2200	1.7					2000	.1		2000	.7		0800	e.9		e0700	1.5		2200	1.4		1700	2.3	5	0100	1.4	5	0800	1.0	5	1400	1.2	5	1400	1.4
6	1300	1.4				8	0500	.5	5	1000	.2		1500	.7		e1300	1.3	9	1000	.9		2200	2.3		0800	1.0		1400	1.2		2300	.9	6	0100	1.2
	2200	1.8					1700	.2		2400	e.7		2100	1.0		e2100	1.4		2000	1.4	6	0600	1.8		2200	1.4		2000	1.1	6	1300	1.2		1300	1.5
7	1600	1.4				9	0900	e.8	6	1000	.3	5	0200	.9	9	e0600	.8	10	1100	.9		1700	2.4	6	0800	1.0	6	1600	1.3		2400	.8	7	0100	1.1
8	0100	1.8					2000	.5	7	0100	e.8		1000	1.1		e1900	1.1		2400	1.3	7	1100	1.9		1500	1.3		2200	1.1	7	1600	1.2		1500	1.6
	0700	1.8				10	0800	1.0		1200	.4		1600	.9	10	e0200	0.8	11	1200	.9		a	a	7	0100	1.4	7	1200	1.4	8	0100	.8	8	0200	1.2
	1600	1.5					2000	.7	8	0100	e.8	6	0100	1.2	11	e0800	.6		1600	1.8	8	1100	1.6		0800	1.2		2300	1.0		1300	1.3		1600	1.3
9	0600	1.9				11	0800	e.9		1300	.4		1000	1.1		e2200	.9		2400	1.4		1500	1.9		1700	1.4	8	1300	1.3	9	0200	.7	9	0400	.9
	1600	1.5					1700	.7		2400	.6		2300	.9	12	e0700	.3	12	1000	2.1	9	1200	1.1		2100	1.3		2400	1.0		1500	1.1		1800	1.3
10	0200	1.9				12	1000	1.2	9	0400	.5	7	0800	.6		e2300	1.1		a	a		2200	1.3	8	1000	1.3	9	1500	1.3	10	0300	.6		2400	.9
	1000	1.8					2300	1.0		1400	.6		2400	.8	13	e0900	.6	13	a	a	10	1000	1.0		1500	1.4	10	0200	.9		1600	1.0	10	1800	1.5
	1800	1.4				13	0400	1.3		1800	1.1	8	0600	.6		e1600	1.0	14	1800	1.0		1700	1.3	9	0100	1.2		1400	1.2	11	0400	.5	11	0400	1.2
11	0800	1.8				14	1900	.5	10	0100	.4		1000	.7		e2400	1.1		2400	.8	11	0300	1.3		0700	1.3	11	0200	.8		1600	1.0		1900	1.7
	1700	1.4				15	0500	.6		1200	.1		1300	.6	14	e0800	.8	15	0800	1.1		1000	1.1		1600	1.2		1600	1.4	12	0300	.4	12	0600	1.3
12	0800	1.8					1600	.4		1800	.2		2400	.5	15	e0200	1.4		2000	1.2		1800	1.4	10	0200	1.0	12	0300	.8		1700	.9		0900	1.3
	2000	1.4					2100	.6		2300	.0	9	0700	.3		e1000	1.2	16	0400	1.0	12	0200	1.1		1500	1.3		1700	1.3	13	0400	.4		1400	1.2
13	0800	1.7				16	0900	.7	11	1600	e.7		1100	.4		e1600	1.8		1900	1.6		1200	1.2		2400	1.0	13	0500	.9		1800	1.0		2100	1.3
	2100	1.5					1500	.5		2100	.5		1300	.3		e2100	1.4	17	0200	1.3		2000	1.6	11	1600	1.5		1500	1.2	14	0500	.5	13	0200	1.2
14	1100	1.8				17	0800	1.1	12	1700	e.8	10	0100	.7	16	e0300	1.4		1000	1.8	13	0200	1.1	12	0200	1.1	14	0500	.7		1900	1.0		1800	1.2
	2100	1.6					1700	.7	13	0300	.6		1000	.5		e1200	1.1	18	0500	1.1		0700	1.4		1600	1.5		1700	1.2	15	0500	.6		2000	e1.3
15	1100	2.0				18	0900	1.3		1000	e.9	11	0100	1.0		e2000	1.3		1200	1.3	14	0400	1.0	13	0200	1.1	15	0500	.6		2100	1.1	14	1000	1.5
	2200	1.8					1900	.7		1700	e1.0		1200	.6	17	e0600	1.2		2100	1.1		1700	1.5		1700	1.6		1900	1.0	16	0400	.8		1500	1.4
16	1400	2.1				19	0700	1.2	14	0400	.7	12	0200	1.1		e1400	.9	19	0700	.8	15	0400	1.1	14	0400	1.1	16	0400	.5		2300	1.0	15	0300	e1.6
17	0100	1.8					2200	.6		a	a		1300	.6		e1700	1.1		2000	1.2		1500	1.6		1700	1.5		1600	1.0	17	0600	0.9	16	a	a
	0600	2.3				20	1000	1.2	15	1300	.7	13	0300	1.1		e2400	1.0	20	0400	.8	16	0400	1.1	15	0300	0.9	17	0600	.6	18	1100	1.2	17	a	a
	2400	1.5					2400	.6	16	0300	e1.3		0900	1.0	18	e0500	1.1		1400	1.3		1200	1.9		1600	1.3		1600	1.0		1600	1.1	18	a	a
18	0200	1.8				21	1400	1.3		1400	.8		1400	1.2	19	e1000	.4	21	0600	.6		1700	1.4	16	0300	.9	18	0600	.6	19	0500	1.2	19	a	a
	0600	1.6					2400	.9	17	0400	1.3	14	0400	2.5		e1700	.6		1800	1.0		1900	1.9		1800	1.4		1800	.9		1200	1.3	20	a	a
	1000	1.8				22	1000	1.8		1500	.7		1400	2.0	20	e0100	.3	22	1000	.6		2100	1.3	17	0500	1.1	19	0800	.4		1700	1.1	21	a	a
	1300	1.7				23	0200	.7	18	0500	e1.3	15	0400	e2.9		e1300	.8		1900	1.0	17	0600	1.2		1700	1.6		1200	.7	20	1200	1.6	22	a	a
	1800	1.8					0800	.9		1500	.9		1700	2.2	21	e0100	.3	23	0900	.5		1700	1.6	18	0600	1.2		2200	.7		2000	1.2	23	a	a
	2400	1.6				24	0500	.2	19	0600	1.4	16	0100	2.4		e1600	.7		1900	1.0	18	0600	1.1		1800	1.5	20	0600	.4	21	1100	1.6	24	a	a
19	0600	1.8					1000	e.4		1600	.8		1600	1.6	22	e0400	.4	24	1100	.5		1800	1.5	19	0700	1.1		1700	.7		2200	1.2	25	a	a
	1100	1.6					1800	e.4	20	0800	1.3	17	0900	1.6		e1800	1.1		2200	1.1	19	0600	1.0		1900	1.5	21	0800	.7	22	1200	1.5	26	a	a
20	1500	1.7				25	0700	.1		1700	.8		1900	1.1	23	e0400	.7	25	0600	.8		1800	1.4	20	0800	1.1		1200	.8		2400	1.0	27	a	a
	2100	1.9					2100	.4	21	0800	1.1	18	1900	.7		e0700	1.0		1700	1.4	20	0600	1.0		1800	1.5		2200	.6	23	1200	1.3	28	a	a
21	0700	1.8				26	0600	.4		1800	.8	19	0300	.8		e1200	.3	26	2200	2.0		1800	1.4	21	0800	1.0	22	1400	.9	24	0100	.8	29	a	a
	1400	1.5				27	1400	1.1	22	0900	1.1		1000	1.3	24	a	a	27	1200	1.7	21	0700	.9		2100	1.4	23	0100	.6		1200	1.2	30	a	a
	2300	1.6					2200	.8		1800	.9		1300	1.0	25	a	a		1600	1.8		1800	1.4	22	0700	1.0		0400	.7	25	0200	.7			
22	1600	1.2				28	0400	1.3	23	0100	1.1		2200	1.3	26	a	a	28	2300	1.0	22	0800	1.0		1800	1.4		1600	.7		1600	1.3			
	2200	1.5					2400	e.5	24	0600	.5	20	0100	1.1	27	a	a	29	1600	1.2		1900	1.3	23	0100	1.1		2300	.5	26	0300	.9			
23	0400	1.5				29	1100	e.5		1000	.9		1300	1.7	28	a	a	30	0200	1.0	23	0700	.9		0900	1.1	24	0600	.7		1600	1.4			
	1500	1.0				30	0100	.1		1400	.3	21	0400	1.5	29	a	a		1100	1.5		1700	1.2		1600	1.4		1000	.6	27	0400	.9			
24	0800	1.6					1800	e.6	25	0900	.3		1900	e1.8	30	a	a		1300	1.4	24	0900	.8		2400	1.1		1500	.8		1100	1.5			
	1800	0.9				31	0200	.3		2400	.9	22	1000	1.2	31	a	a		1700	2.4		1900	1.1	24	1700	1.4	25	0100	.4		1500	1.5			
25	0300	1.3					1500	1.1	26	1100	.5		1900	1.3					2400	1.2	25	1000	.7		2400	1.1		1600	.8		1800	1.8			
	1800	.8					2400	.9	27	0300	1.0	23	1000	.9								1700	1.0	25	1600	1.6	26	0300	.3	28	0400	1.2			
26	0800	1.1								1200	.8		2300	1.2							26	0900	.8	26	0200	1.1		1500	.8		2000	2.1			
	2000	.7								2400	1.3	24	a	a								1500	1.0		1200	1.6	27	0200	.3	29	0800	1.7			
27	0800	1.1							28	1100	.9	25	a	a								2400	.8	27	0100	1.2		1800	.9		1700	2.1			
	2200	.6							29	0200	1.4	26	a	a							27	1600	.9		1500	1.6	28	0500	.3	30	0600	1.7			
28	0500	1.0								1300	1.0	27	a	a							28	0100	.7	28	0400	1.1		1800	.8		2100	1.9			
	2300	.5							30	0100	1.4	28	a	a								1500	.9		1500	1.6	29	0400	.3	31	2000	1.6			
29	1100	.8								1300	1.0										29	0200	.5	29	0200	1.0		1800	.8						
	2300	.5								1400	1.5											1600	.9		1600	1.6	30	0400	.2						
30	a	a								2200	1.1										30	0200	.5	30	0400	1.1		1800	.8						
31	a	a							31	0300	1.2											1700	1.1		1700	1.6	31	0500	.3						
										1600	.8										31	0200	.7					2200	.8						
																						1600	1.4												

Note: No usable record for November.

Table 13B.--M3, Copano Bay near Fulton, Tex.

LOCATION.-- Lat 28°06'58" long 97°01'23", on north side of bridge on State Highway 35, about 6.5 miles north northeast of Rockport, Aransas Co.

RECORDS AVAILABLE.-- September 1968 through September 1969.

GAGE.-- Water-stage recorder. Datum of gage is mean sea level (levels by U. S. Army Corps of Engineers).

EXTREMES.-- 1969 water year: maximum elevation 3.0 feet, Feb. 15; minimum not determined.

REMARKS.-- Gage operated by U. S. Army Corps of Engineers; records since October 1968 computed by U. S. Geological Survey.

Water stage, in feet, above or below (-) mean sea level; Time is Central Standard; Water Year October 1968 to September 1969.

October			November			December			January			February			March			April			May			June			July			August			September		
Day	Time	Stage	Day	Time	Stage	Day	Time	Stage	Day	Time	Stage	Day	Time	Stage	Day	Time	Stage	Day	Time	Stage	Day	Time	Stage	Day	Time	Stage	Day	Time	Stage	Day	Time	Stage	Day	Time	Stage
1	1000	1.6	1	0400	1.3	1	0600	1.3	1	0100	0.3	1	a	a	1	0100	1.2	1	0900	0.9	1	1200	1.7	1	0100	1.1	1	0400	1.1	1	0600	0.5	1	0300	1.8
	2200	1.2		1100	1.2		2100	1.4		1400	.0	2	a	a		1300	.8		1800	1.1	2	0100	1.4		1600	1.5		1600	1.5		2300	.9		2000	1.4
2	1400	1.6		1900	1.3	2	1300	1.0	2	0500	.5	3	a	a	2	0300	1.2	2	0100	1.0		1300	1.8	2	0600	.9	2	0500	1.2	2	1700	.8	2	0500	1.5
	2200	1.4		2300	1.2	3	0200	1.2		1300	.4	4	a	a		1100	1.0		0700	1.1		2400	1.4		1800	1.2		1800	1.6	3	0200	1.0		2000	1.1
3	1500	1.6	2	0400	e1.4		1400	0.4	3	0600	1.0	5	a	a	3	0300	1.5	3	0100	.9	3	1400	1.8	3	0400	.7	3	0500	1.1		1900	.8	3	0800	1.4
4	1100	1.1		1100	1.2	4	0100	0.8	4	1500	.3	6	a	a		0900	1.0		1500	1.1	4	0200	1.4		1800	1.4		2000	1.5	4	1000	1.0		2200	1.1
5	2200	1.9	3	0500	1.5		1500	0.4	5	0700	.8	7	a	a	4	1400	.6	4	0100	.9		1500	2.0	4	0500	.9	4	0600	1.2		2100	.8	4	1100	1.4
6		b	4	a	a	5	0200	0.6		1600	.5	8	a	a	5	0600	1.4		1600	1.4	5	0400	1.6		1900	1.4		2200	1.4	5	1100	1.2		2000	1.1
7	0400	1.5	5	a	a		1400	0.2	6	0600	.9	9	a	a		1700	1.5	5	0400	1.0		1900	2.1	5	0700	1.0	5	1800	1.2		2100	.9	5	1200	1.5
	2200	2.0	6	a	a	6	0500	0.6		1600	.5	10	a	a	6	0300	1.2		1500	1.3	6	0500	1.8		2100	1.4	6	1100	1.4	6	1200	1.2		2200	1.2
8	a	a	7	a	a		1500	0.3	7	0500	.9	11	a	a		2000	1.6	6	0500	e.8		1900	2.3	6	0800	1.1		1900	1.2		2200	.9	6	1200	1.5
9	a	a	8	a	a	7	0200	0.6		1700	.5	12	a	a	7	0500	1.4		1900	1.2	7	0700	1.9		2400	1.4	7	1000	1.4	7	0900	1.3		2400	1.2
10	a	a	9	a	a		1600	0.1	8	0600	1.0	13	e1000	0.8		2200	1.6	7	0600	.8		1800	2.1	7	0800	1.2		2100	1.0		2300	.9	7	1200	1.5
11	a	a	10	a	a		2400	0.4		1600	.8	14	e0300	2.2	8	1500	1.4		2000	1.2	8	1000	1.7		1500	1.4	8	1000	1.4	8	1100	1.3	8	0100	1.2
12	a	a	11	a	a	8	1500	0.2		2400	.9		e0600	1.8	9	0300	.7	8	0600	.9		1300	1.9	8	1400	1.4		2100	1.0		2400	.9		1300	1.4
13	a	a	12	a	a	9	0900	0.8	9	0900	.2	15	e0300	3.0		1700	1.0		2000	1.4	9	0900	1.1		2200	1.2	9	1200	1.3	9	1400	1.1	9	0300	1.0
14	a	a	13	a	a		1700	0.6		2300	.2		e1200	2.4	10	0800	.4	9	0800	1.0		2200	1.4	9	0600	1.4		2300	1.0	10	0200	.8		1400	1.2
15	a	a	14	a	a	10	0500	1.0	10	0600	.0	16	e0400	2.0		1900	.7		2100	1.4	10	1000	1.1		2300	1.1	10	1200	1.3		1500	1.1	10	0200	1.0
16	a	a	15	a	a		1800	0.7		2400	.6		e1600	1.6	11	0800	.3	10	1000	1.0	11	0500	1.4	10	1100	1.4		2400	.9	11	0300	.7		1600	1.3
17	a	a	16	a	a	11	0600	1.0	11	0900	.4	17	e0400	1.4		2100	e.7		2200	1.4		2200	1.2		2200	1.1	11	1400	1.3		1500	1.0	11	0100	1.1
18	a	a	17	a	a		1600	0.8		2400	.8		e1500	1.0	12	0700	.4	11	1300	e.8	12	0600	1.4	11	1000	1.5		2400	1.0	12	0300	.6		1800	1.4
19	a	a	18	1000	0.5	12	1000	1.4	12	0900	.6		e2000	1.2	13	0100	1.1	12	1100	2.2		1700	1.1	12	0100	1.1	12	1500	1.3		1700	.9	12	1300	1.2
20	a	a		2400	1.1	13		b	13	0100	1.0	18	e0600	1.0		1100	.7	13	1100	1.4	13	0900	1.5		1300	1.5		2400	1.0	13	0300	.6		2100	1.3
21	a	a	19	1200	0.7	14	1000	.5		1100	.8		e1300	.8	14	0100	1.1	14	2300	e.9		2200	1.0		4000	1.1	13	1300	1.2		1700	.9	13	1400	1.1
22	a	a	20	0300	1.1	15	1000	.2		2400	1.2	19	e1600	.7		1200	.8	15	0800	1.1	14	1600	1.5	13	1400	1.5		2400	.8	14	0300	.6	14	0800	1.6
23	a	a		1400	0.7	16	0300	.8	14	1100	.8	20	e2000	1.8	15	0500	1.5		1700	1.1	15	0100	1.2	14	0100	1.2	14	1500	1.1		1900	1.0		1600	1.4
24	a	a	21	0300	1.1		1100	.6	15	0100	1.3	21	e0500	1.6		1200	1.3		2300	1.0		1200	1.6		1500	1.5	15	0300	.7	15	0300	.7	15	0600	1.7
25	a	a		1500	0.6	17	0200	1.2		1200	.9	22	a	a	16	0200	1.6	16	1600	1.5		2400	1.2	15	0400	1.1		1700	1.0		1900	1.1		1700	1.4
26	a	a	22	0500	1.1		1200	.8	16	a	a	23	a	a		1200	1.3		2400	1.3	16	1800	1.9		1400	1.3	16	0400	.6	16	0700	..9	16	0500	1.6
27	a	a		1600	0.7	18	0200	1.4	17	a	a	24	2100	1.3	17	0400	1.5	17	1200	1.8	17	0100	1.4	16	0400	.8		1700	1.0		2300	1.1		1600	1.3
28	a	a	23	0600	1.2		1200	1.0	18	a	a	25	1000	.8		1400	1.3	18	0300	1.3		1700	1.7		1800	1.4	17	0500	.7	17	0900	1.1	17	0500	1.6
29	a	a		1800	0.8		1900	1.2	19	a	a		2200	1.2	18	0600	1.5		1100	1.4	18	0500	1.2	17	0400	1.1		1800	1.0		1300	1.0		1900	1.1
30	2100	1.0	24	0700	1.2	19	1300	.6	20	a	a	26	1000	.8	19	1400	.6	19	0500	.9		1600	1.6		1800	1.6	18	0500	.7	18	0900	1.3	18	a	a
31	1300	1.4		1900	0.7	20	0200	1.1	21	a	a		2400	1.3	20	0200	.6		1500	1.7	19	0400	1.2	18	0400	1.3		1900	.9		1900	1.1	19	a	a
	2300	1.2	25	0900	1.1		1300	.7	22	a	a	27	1100	1.0		1300	.8	20	0600	.8		1800	1.5		1700	1.6	19	0600	.6	19	0900	1.3	20	e1000	1.7
				1800	0.8	21	0600	1.4	23	a	a		2300	1.4	21	0400	.5		1700	1.0	20	0600	1.1	19	0500	1.2		0900	.7		2000	1.1		2100	1.4
			26	1500	1.7		1400	1.1	24	a	a	28	0900	.7		1900	e.8	21	0600	.7		1700	1.4		1900	1.5		2300	.7	20	1000	1.6	21	1100	1.8
			27	0200	1.8		2400	1.7	25	a	a				22	0500	e.5		1900	1.1	21	0600	1.1	20	0500	1.2	20	0500	.6		1800	1.3		2000	1.5
			28	0300	1.2	22	1400	.9	26	a	a					2000	1.0	22	0600	.7		1900	1.4		1700	1.5	21	0900	.9	21	1000	1.6	22	1300	1.9
				0500	1.4	23	1900	.4	27	a	a				23	0300	.8		1900	1.0	22	0700	1.1	21	0700	1.1		1800	.7		2200	1.2		2400	1.7
			29	1200	0.4	24	0600	.5	28	a	a					1500	1.4	23	0700	.6		1800	1.4		1900	1.4	22	1000	1.0	22	1100	1.5	23	0900	1.8
			30	1800	0.7		1900	.2	29	a	a				24		b		2000	1.0	23	1100	1.0	22	0600	1.2		2100	.7		2300	1.1	24	0800	1.5
						25	1300	.6	30	a	a				25	1000	.1	24	0900	.6		1800	1.2		1500	1.4	23	1000	.9	23	1100	1.4		1700	1.5
							1900	.5	31	a	a					1900	e.4		2200	.9	24	0800	.9		2100	1.2		2200	.5		2400	.9	25	1300	1.2
						26		c							26	0800	.1	25	0600	.9		1700	1.1	23	1200	1.4	24	1100	.9	24	1100	1.3		1900	1.4
						27	0100	1.3								2400	.6	26		c	25	0800	.8		2300	1.1		2300	.5	25	0100	.8	26	1400	1.1
							0600	1.2							27	1000	e.4	27	0100	1.9		1600	1.0	24	1300	1.4	25	1200	.9		1400	1.3	27	0500	1.4
							1200	1.4								2200	.6		1500	1.9	26	0800	.9		2100	1.2		2300	.3	26	0100	1.0		1400	1.1
						28	1100	.6							28	0900	.4	28	1100	1.2		1600	1.0	25	1300	1.6	26	1300	.8		1500	1.4	28	0500	1.6
						29	1100	.3							29	0100	.8	29	0200	1.1		2100	.9		2200	1.3		2300	.4	27	0300	1.1		1500	1.2
						30	0400	.7								1200	.5		2300	1.0	27	0600	1.0	26	1300	1.7	27	1400	.9		1700	1.6	29	0400	1.6
							1100	.5							30	0100	.7	30	1300	1.4		1300	1.0		2300	1.2	28	0200	.4	28	0400	1.4		1800	1.2
							2400	.9								1200	.4		1800	1.2		2300	.7	27	1300	1.6		1500	.8		2200	2.0	30	0600	1.5
						31	1300	.0							31	0400	.7				28	1200	.9	28	0100	1.1	29	0200	.4	29	1100	1.6		e1700	1.2
																1400	.4					2400	.6		1400	1.5		1800	.8		2200	1.9			
																					29	1300	.9	29	0200	1.1	30	0300	.4	30	1500	1.6			
																						2400	.6		1500	1.6		1800	.8		2400	1.9			
																					30	1500	1.1	30	0300	1.1	31	0400	.4	31	1700	1.6			
																						2400	.8		1600	1.6		2000	.8						
																					31	1500	1.4												

Table 14A.--N2, Corpus Christi Ship Channel at Corpus Christi, Tex.

LOCATION.-- 27°48'53" long 97°23'47", on pier 9 at turning basin in mouth of Tule Lake Channel, at Corpus Christi, Nueces Co.

RECORDS AVAILABLE.-- September 1949 through September 1969.

GAGE.-- Water-stage recorder. Datum of gage is mean sea level (levels by U. S. Army Corps of Engineers). Gage moved to Pier 9 in turning basin at mouth of Tule Lake channel July 24, 1968.

EXTREMES.-- 1968 water year: maximum and minimum elevations not determined.
1969 water year: maximum and minimum elevations not determined.

REMARKS.-- Gage operated by U. S. Army Corps of Engineers; records since July 1968 computed by U. S. Geological Survey.

Water stage, in feet, above or below (-) mean sea level; Time is Central Standard; Water Year October 1967 to September 1968.

October			November			December			January			February			March			April			May			June			July			August			September		
Day	Time	Stage	Day	Time	Stage	Day	Time	Stage	Day	Time	Stage	Day	Time	Stage	Day	Time	Stage	Day	Time	Stage	Day	Time	Stage	Day	Time	Stage	Day	Time	Stage	Day	Time	Stage	Day	Time	Stage
																											25	0300	0.4	1	0900	0.8	1	1100	1.5
																												1700	1.1		2000	.4		2300	1.0
																											26	0300	.4	2	1100	.8	2	1200	1.5
																												1800	1.1		2100	.4		2400	1.0
																											27	0400	.5	3	1100	.9	3	1400	1.6
																												1700	1.2		2200	.3	4	0200	1.0
																											28	0400	.6	4	1100	1.0		1400	1.4
																												1600	1.1		2300	.4	5	0200	.8
																											29	0400	.6	5	1300	1.1		1500	1.3
																												1400	.9		2400	.5	6	0200	.9
																											30	0500	.5	6	1400	1.1		1800	1.5
																												1100	.7	7	0100	.5	7	0300	1.1
																											31	1100	.7		1500	1.1		2000	1.6
																												2100	.5	8	0200	.5	8	0400	1.3
																															1700	1.1		1400	1.3
																														9	0300	.5		2000	1.4
																															1600	1.1	9	1400	1.0
																														10	0400	.6		2400	1.2
																															1900	1.0	10	1700	.9
																														11	0500	.6	11	0800	1.3
																															2100	.9		1700	1.0
																														12	0500	.5	12	0900	1.4
																															2400	.8		1800	1.0
																														13	1800	.5	13	0900	1.7
																														14	0300	.8		1800	1.3
																															2100	.6	14	0500	1.9
																														15	1100	1.0		2000	1.4
																															2100	.6	15	0600	1.7
																														16	1000	1.0		2300	1.1
																															2200	.6	16	0900	1.4
																														17	1500	1.1		2200	.8
																															2100	.5	17	1000	1.4
																														18	1100	1.0		2400	.9
																															2400	.5	18	1400	1.4
																														19	1100	1.1		2400	.9
																															2300	.5	19	1400	1.4
																														20	1300	1.1	20	0100	.9
																														21	0100	.5		1600	1.3
																															1300	.9	21	0100	.9
																														22	0100	.4		1800	1.4
																															1600	1.0	22	0100	1.1
																														23	0200	.5		2200	1.8
																															1800	1.1	23	1500	1.5
																														24	0200	.6		2000	1.8
																															1800	1.2	24	0700	1.7
																														25	0300	.7		1400	1.3
																															1900	1.1	25	0100	1.6
																														26	0400	.8		1600	1.1
																															2200	1.1	26	0600	1.5
																														27	0600	1.0		1700	1.0
																															1700	1.0	27	0700	1.4
																														28	1100	1.4		1900	.9
																															1900	1.2	28	0900	1.5
																														29	0800	1.5		2000	1.0
																															1900	1.1	29	1100	1.6
																														30	0800	1.6		2100	1.1
																															2000	1.1	30	1100	1.5
																														31	1000	1.6		2300	.9
																															2200	1.0			

Table 14A.--N2, Corpus Christi Ship Channel at Corpus Christi, Tex.-Continued

Water stage, in feet, above or below (-) mean sea level; Time is Central Standard; Water Year October 1968 to September 1969.

October			November			December			January			February			March			April			May			June		
Day	Time	Stage	Day	Time	Stage	Day	Time	Stage	Day	Time	Stage	Day	Time	Stage	Day	Time	Stage	Day	Time	Stage	Day	Time	Stage	Day	Time	Stage
1	1200	1.3																								
	2300	.8																								
2	1400	1.3																								
	2400	.9																								
3	1500	1.3																								
4	0200	.9																								
	1200	1.0																								
	1900	1.3																								
5	0100	1.1																								
	2100	1.5																								
6	1300	1.1																								
	1700	1.5																								
7	0600	1.5																								
	1300	1.2																								
8	0300	1.6																								
	1600	1.3																								
9	0400	1.7																								
	1600	1.2																								
10	0500	1.6																								
	1700	1.2																								
11	0700	1.7																								
	1600	1.3																								
12	0600	1.6																								
	1900	1.1																								
13	0700	1.6																								
	2000	1.2																								
14	0800	1.6																								
	2000	1.3																								
15	1000	1.7																								
	2200	1.4																								
16	1300	1.9																								
	2400	1.5																								
17	1000	1.8																								
	2300	1.3																								
18	1600	1.8																								
19	0100	1.5																								
	0700	1.6																								
20	0100	1.4																								
	0700	1.5																								
	1400	1.4																								
	2100	1.6																								
21	0500	1.6																								
	1400	1.2																								
	2200	1.5																								
22	1500	.9																								
23	0200	1.4																								
	1600	.8																								
24	0500	1.4																								
	1700	.7																								
25	0500	1.4																								
	1800	.7																								
26	0700	1.1																								
	1900	.5																								
27	0800	1.0																								
	2100	.4																								
28	1000	.9																								
	2200	.4																								
29	0900	.8																								
	2300	.2																								
30	a	a																								
31	a	a																								

July			August			September		
Day	Time	Stage	Day	Time	Stage	Day	Time	Stage
1	a	a	1	0400	0.1	1	0100	1.5
2	a	a		2200	.6		2000	.9
3	a	a	2	0500	.4	2	0600	1.2
4	a	a		1100	.6		2000	.7
5	a	a	3	1000	.6	3	0900	1.1
6	a	a		1900	.3		2100	.6
7	a	a	4	0900	.7	4	0900	1.1
8	a	a		2000	.4		2100	.6
9	2400	0.4	5	1100	.9	5	1000	1.2
10	1100	.9		2100			2400	.7
	2400	.3	6	1100	.9	6	1300	1.2
11	1300	1.0		2100	.4		2300	.7
12	0100	.3	7	1000	1.0	7	1300	1.3
	1500	1.0		2400	.4		2400	.8
13	0100	.2	8	1200	.9	8	1300	1.1
	1300	.8		2400	.2	9	0200	.5
14	0300	.1	9	1300	.8		1500	1.0
	1500	.8	10	0100	.2		2400	.6
15	0300	.1		1400	.8	10	1800	1.1
	1600	.7	11	0200	.1	11	0200	.9
16	0300	.0		1400	.7		2000	1.4
	1500	.8	12	0200	.0	12	0200	1.1
17	0400	.1		1500	.6		0900	1.2
	1500	.8	13	0400	.0		1200	1.1
18	0500	.1		1700	.7		1800	1.2
	1800	.6	14	0200	.2	13	0300	.9
19	0400	.0		1800	.8		0700	1.0
	1700	.4	15	0400	.3		1400	.7
20	0400	.1		1900	.8		2100	1.1
	1700	.4	16	0600	.4	14	0700	1.2
21	1200	.5		2100	.8		1500	.9
	2000	.1	17	0500	.6	15	0100	1.3
22	1200	.5		0900	.7		1500	.8
	2200	.0		1400	.6	16	0400	1.2
23	1000	.5	18	0800	.9		1800	.7
	2200	-.2		1900	.6	17	0500	1.2
24	1300	.5	19	0800	1.0		1700	.6
	2200	-.2		1800	.7	18	1000	1.1
25	1200	.5	20	1000	1.3		1900	.6
	2300	-.3		1800	.8	19	1100	1.5
26	1400	.6	21	0800	1.4		2000	1.1
	2400	-.3		2100	.7	20	1100	1.7
27	1500	.7	22	1100	1.3		2200	1.0
28	0200	-.2		2300	.6	21	1100	1.6
	1500	.6	23	1100	1.0		2300	1.0
29	0300	-.2		2300	.4	22	1300	1.7
	1500	.5	24	1200	.9	23	0100	1.1
30	0400	-.3		2400	.3		1300	1.5
	1700	.5	25	1500	1.0		1400	1.9
31	0600	-.2	26	0100	.5	24	0300	1.0
	1900	.6		1700	1.2		0800	1.2
			27	0200	.6		1700	1.3
				1800	1.5	25	0300	.8
			28	0500	.9		1300	.9
				1100	1,5		1900	1.1
				1300	1.2	26	0300	.8
				1900	2.1		0900	.8
			29	0200	1.3		1300	.7
				1500	1.4		2400	1.2
				1700	1.9	27	1200	.9
			30	1400	1.2	28	0200	1.3
				2400	1.6		1500	.9
			31	1400	1.2	29	0100	1.3
							1600	.7
						30	0600	1.3
							1700	.8

Note: No usable record for November through June.

Table 14B.--N6, Aransas Pass at Port Aransas, Tex.

LOCATION.-- Lat 27°50'15" long 97°03'00", on concrete pile near landward end of south jetty, at Port Aransas, Nueces Co.

RECORDS AVAILABLE.-- August 1950 through November 1967; December 1968 through September 1969.

GAGE.-- Water-stage recorder. Datum of gage is mean sea level (levels by U. S. Army Corps of Engineers).

EXTREMES.-- 1969 water year: maximum elevation 2.7 feet, Feb. 14; minimum not determined.

REMARKS.-- Gage operated by U. S. Army Corps of Engineers; records since Oct. 1967 computed by U. S. Geological Survey.

Water stage, in feet, above or below (-) mean sea level; Time is Central Standard; Water Year October 1967 to September 1968.

October			November			December			January			February			March			April			May			June			July			August			September		
Day	Time	Stage	Day	Time	Stage	Day	Time	Stage	Day	Time	Stage	Day	Time	Stage	Day	Time	Stage	Day	Time	Stage	Day	Time	Stage	Day	Time	Stage	Day	Time	Stage	Day	Time	Stage	Day	Time	Stage
1	0100	1.7	1	0500	-0.8																														
	1000	1.3		1100	.6																														
	1200	1.5		2400	.7																														
	1900	.3	2	0500	-.5																														
2	0100	1.6		1500	1.4																														
	0900	1.5	3	0100	1.0																														
	1300	1.9		a	a																														
	2000	.9		1400	1.4																														
3	0200	1.8	4	0100	.8																														
	0800	1.1		0700	-.8																														
	1300	1.9		2000	1.4																														
	2000	1.1	5	0800	-.4																														
4	0200	1.8		2000	1.6																														
	0900	1.0	6	0900	-.4																														
	1500	1.9		2000	1.6																														
	2300	1.3	7	1000	-.1																														
5	0200	1.6		2100	1.6																														
	1000	.4	8	a	a																														
	1600	1.6	9	a	a																														
6	0400	1.4	10	a	a																														
	1000	.2	11	a	a																														
	1700	1.7	12	a	a																														
7	0400	1.3	13	a	a																														
	1000	-.3	14	a	a																														
	2300	1.8	15	a	a																														
8	1200	-.3	16	a	a																														
	2400	1.5	17	a	a																														
9	1200	-.2	18	a	a																														
	2400	1.4	19	a	a																														
10	1400	-.5	20	a	a																														
11	0200	1.2	21	a	a																														
	1500	-.1	22	a	a																														
	2400	1.1	23	a	a																														
12	1000	.8	24	a	a																														
	1500	.0	25	a	a																														
	2400	1.2	26	a	a																														
13	1100	1.2	27	a	a																														
	1800	.2	28	a	a																														
	2400	1.2	29	a	a																														
14	1200	1.2	30	a	a																														
	1700	.6																																	
	2200	1.2																																	
15	0700	1.0																																	
	1200	1.4																																	
	1900	.6																																	
	2400	1.4																																	
16	0400	.5																																	
	1300	1.2																																	
	2000	.3																																	
17	0100	.8																																	
	0600	-.1																																	
	1400	.8																																	
	1700	.3																																	
18	0100	.3																																	
	0700	-.3																																	
	1300	.6																																	
19	0100	.6																																	
	0700	-.1																																	
	1400	.9																																	
20	0100	.6																																	
	0700	-.2																																	
	1500	1.0																																	
21	0200	.7																																	
	0700	-.3																																	
	1900	1.0																																	
22	0800	-.4																																	
	2100	1.2																																	
23	1000	-.1																																	
	2200	1.4																																	
24	1000	-.2																																	
	2300	1.4																																	
25	1100	.0																																	
	2200	1.5																																	
26	1200	.2																																	
27	0100	1.5																																	
	1300	.0																																	
	2100	1.3																																	
28	0900	1.2																																	
	1400	.4																																	
	2000	1.4																																	
29	1100	1.4																																	
	1700	.8																																	
	2200	1.6																																	
30	0300	.2																																	
	1200	1.8																																	
	1400	.4																																	
	1600	1.0																																	
	1700	.5																																	
	2000	1.1																																	
	2100	.3																																	
	2300	1.0																																	
31	0700	-.2																																	
	1100	.6																																	
	1800	.0																																	
31	2100	.3																																	

Note: No usable record for December through September.

Table 14B.--N6, Aransas Pass at Port Aransas, Tex.-Continued

Water stage, in feet, above or below (-) mean sea level; Time is Central Standard; Water Year October 1968 to September 1969.

October			November			December			January			February			March			April			May			June			July			August			September		
Day	Time	Stage	Day	Time	Stage	Day	Time	Stage	Day	Time	Stage	Day	Time	Stage	Day	Time	Stage	Day	Time	Stage	Day	Time	Stage	Day	Time	Stage	Day	Time	Stage	Day	Time	Stage	Day	Time	Stage
						1	0600	0.2	1	a	a	1	0800	-0.7	1	0700	-0.3	1	0200	0.5	1	0300	1.6	1	0700	1.2	1	1000	1.4	1	a	a	1	0600	1.1
							1600	1.5		2000	0.9		1900	1.1		1300	1.0		1000	.0		1400	1.3		2100	e-1.2		2100	-.6	2	a	a		1300	-.1
						2	0600	-.6	2	0800	-.5	2	0800	-.6	2	0100	.8		1400	.5		2000	-.1	2	0800	1.2	2	0800	1.3	3	a	a		2400	1.2
							1800	1.3		1900	1.3		1600	1.1		0600	-.1		2100	.0	2	0700	1.6		2200	-1.2		2100	-.7	4	a	a	2	1300	-.4
						3	a	a	3	0800	-.5		2300	.7		1400	1.3	2	0200	.7		2100	-.4	3	0800	1.3	3	0600	1.1	5	a	a		2400	1.1
							1700	e.9		1800	1.3	3	0100	1.0		2300	1.5		1100	.1	3	0600	1.6		2400	-.6		1800	.9	6	a	a	3	1300	-.3
						4	a	a	4	1000	-.8		0800	-.7	3	0800	-.1		1400	.4		2100	-.4	4	0700	1.5	4	0100	-.3	7	a	a	4	0200	1.1
							1800	e.6		1900	1.0		1700	.9		1600	1.1		2000	-.2	4	0900	1.9		1500	1.3		0800	.9	8	a	a		1600	-.3
						5	a	a	5	0900	e-.8		2400	.4		2400	.5	3	0400	.7		2400	-.2	5	0100	-.5		1500	.4	9	a	a	5	0200	1.3
							2000	.8		2000	1.0	4	0300	.7	4	0200	.7		1000	e.4	5	1200	1.9		0800	1.3		1800	.8	10	a	a		1600	-.3
						6	a	a	6	a	a		1000	-.4		0900	e-.4		1500	.5	6	0100	.0	6	0100	-.1	5	0200	-.1	11	a	a	6	0400	1.2
							2000	.8		1900	.8		1600	.9		1700	.6		2100	-.5		1000	2.1		0900	1.1		0700	.7	12	a	a		1600	-.1
						7	a	a	7	a	a		2400	.7		2100	.5	4	0600	e.9		2400	.1		1600	.9		1500	.1	13	1400	0.5	7	0300	1.4
							2200	.9		2000	.6	5	0300	1.0	5	0300	1.2		1500	.8	7	1200	1.9		2000	.9		2000	.7		2200	-.7		1700	-.2
						8	1000	-.7	8	1300	-.6		1200	.2		1100	.7		2100	e-.4	8	0200	.0	7	0300	.4	6	0100	.3	14	0600	.6	8	0500	1.3
							2100	1.0		2200	.4		1600	1.0		1500	1.2	5	0400	1.1		1200	1.5		0900	1.0		0700	.6		1000	.4		1800	-.4
						9	1100	-.5	9	1300	-.6		2400	.5		2200	.6		2200	-.9	9	0300	-.3		1700	.6		1500	-.3		1500	.5	9	0400	1.0
							2100	1.1		1900	.4	6	0400	.9	6	0300	1.4	6	1000	1.0		1100	1.4		2300	.9		2100	.6		2300	-.4		1400	.6
						10	1100	-.4	10	0300	-.1		1000	.2		1100	.9		2300	-1.0	10	0600	.0	8	0400	.7	7	0900	.7	15	0500	.7		1900	-.3
							2200	1.0		0600	.4		1700	.7		1400	1.4	7	1200	1.1		1200	.9		0900	1.0		1400	-.4		0900	.4	10	0100	.9
						11	1200	-.1		0700	.2	7	0100	-.1		2100	.4		2400	-.5		1900	.6		1600	.4		2400	.9		1600	.7		1300	.9
							2100	1.2		1100	.4		0700	.4	7	0600	1.0	8	1100	1.2	11	0300	1.0		2400	1.0	8	1000	.6		2200	-.2		2100	.1
						12	1200	.1		1300	.2		1200	.0		0900	.6	9	0100	-.7		0600	.0	9	1000	.8		a	a	16	0500	.7	11	0200	1.0
							2100	1.0		1500	.7		1700	.4		1500	1.1		1200	1.1		0900	.9		1800	-.1	9	0300	1.0		0700	.3		1000	.9
						13	0200	.4		2100	.8		2400	-.2		2200	.5	10	0300	-.4		1100	.5	10	0400	1.0		1600	-.7		1600	.8		1400	1.1
							1000	.9	11	0500	.2	8	0800	.6	8	0500	1.5		1300	1.1		1300	1.0		1700	-.4	10	a	a		2300	.2		2300	.4
							1300	.5		0900	.7		1300	.4		1700	1.2	11	0300	-.6		2100	.2	11	0400	1.1	11	a	a	17	0500	.8	12	0500	1.2
							2000	.8		1300	.5		1700	.7	9	0100	-.5		1300	1.3	12	0100	.9		1800	-.4	12	a	a		1100	e.2		0800	.7
						14	0300	.0		1900	.7		2400	-.7		0700	1.0		1400	.9		0800	.3	12	0500	1.3	13	a	a		1800	e.7		1500	1.2
							1000	.6	12	0400	-.3	9	1000	.6		1600	.7		2300	1.1		1300	.8		1900	-.6	14	a	a		2200	e.5		2200	.4
							1700	.2		1000	.8		1900	.6		2400	-1.1	12	0100	.5		1700	.0	13	0500	1.4	15	a	a	18	0400	e.8	13	0300	.9
							2000	.4		2000	1.0	10	0300	-.6	10	1200	.8		1400	1.5	13	0700	1.3		1900	-.5	16	a	a		1100	e-.2		1000	.3
						15	0600	-.6	13	0500	-.3		1500	.9	11	0100	e-.7		1800	1.0		1000	.2	14	0500	1.4	17	a	a		1900	.7		1600	1.1
							1100	.5		1400	1.1	11	0300	-.8		1400	e.9		2400	1.0		1200	1.0		2000	-.6	18	a	a	19	0400	.9		2100	.8
							2200	.7	14	0600	-.6		1500	e1.0	12	0400	-.5	13	0600	.0		2000	-.3	15	0800	1.3	19	a	a		1100	-.1	14	0400	1.2
						16	0600	-.4		1600	1.2	12	0400	-1.0		1300	e1.2		1200	.8	14	0700	1.3		2000	-.5	20	a	a	20	0100	1.3		1100	.3
							1500	1.1	15	0600	-.8		1600	1.0	13	0400	-1.1		1900	.3		1900	-.4	16	0700	1.4	21	a	a		1400	-.1		1900	1.2
						17	0600	-.8		1700	1.3	13	0500	-.8		1700	e.9	14	0200	.7	15	0500	1.3		2100	-.3	22	a	a		2400	1.4	15	0400	1.0
							1600	1.4	16	0600	e-1.2		1500	1.7	14	0500	-.7		0800	.0		2000	-.5	17	0800	1.4	23	a	a	21	1500	-.5		1100	-.2
						18	0800	e-.9		1900	1.4	14	0100	2.0		2100	e1.3		1400	.5	16	0600	1.5		2200	-.2	24	a	a	22	0200	1.3		1700	1.1
							1500	1.3	17	0800	e-1.2		0700	1.1	15	0600	.2		1900	.0		2100	-.7	18	0700	1.4	25	a	a		1500	-.9	16	0400	1.1
						19	a	a		2100	1.4		1700	2.7		1300	e1.6	15	0200	.8	17	1000	1.7		2200	-.3	26	a	a	23	0300	1.2		1100	-.2
							1800	1.3	18	a	a	15	0200	2.3		2400	1.7		1000	.4		2300	-.5	19	0900	1.2	27	a	a		1700	-1.2		2100	1.2
						20	a	a		2000	1.4		0800	-.2	16	0800	.3		1300	.7	18	0900	1.4		2300	-.3	28	a	a	24	0200	1.1	17	1100	-.5
							2200	1.5	19	1000	e-1.0		1600	1.7		1400	e1.5		2100	.1		2300	-.6	20	0800	1.1	29	a	a		1800	-1.1		2300	1.1
						21	1000	-.6		2300	1.0	16	0100	1.1		2200	1.1	16	0400	1.1	19	0900	1.2		2400	-.2	30	a	a	25	0600	1.0	18	1200	-.3
							2200	1.7	20	1100	-.6		0900	e-1.2		2400	1.3		1100	.8		2300	-.4	21	1000	.8	31	a	a		1800	-.8	19	0100	1.0
						22	a	a		1700	.8		1700	.8	17	0700	e.2		1400	1.0	20	0900	1.2	22	0100	.1				26	0200	1.2		1500	.1
							2000	1.2		2400	.6		2200	.6		1500	1.2		2100	.1		2300	-.4		0800	.7					1200	1.1		2400	1.9
						23	a	a	21	0400	.8	17	0200	1.0		2200	.7	17	0500	1.7	21	1000	1.2		1500	.1					1900	-.7	20	1500	-.1
							1900	.4		1200	-.5		1000	-.3	18	0200	e1.2		2200	.0		2400	-.2		2300	.5				27	0200	1.2	21	0100	1.7
						24	0400	.1		1800	.8		1700	1.2		1000	-.2	18	0400	1.3	22	0900	1.1	23	0200	.2					0800	1.0		1800	.0
							a	a	22	0100	.5	18	0100	.7		1500	e.3		2200	-.9		2400	-.2		0900	.6					1400	1.4	22	0400	1.8
							2100	.3		0600	.7		0300	.9		2100	e-.6	19	0800	e.7	23	0900	.9		1600	-.1					2100	.0		1900	.0
						25	0200	.2		1200	-.2		1100	-.6	19	0400	e.1		2200	-.8		2400	.0		2200	.6				28	0300	1.2	23	0300	1.6
							0700	.3		1800	.6		1700	.5		1000	e-.5	20	0900	e.8	24	0900	.8	24	0100	.4					0800	1.0		0900	1.4
							1200	-.2	23	0300	.0		2200	.2		1500	.0		2300	-.7		a	a		0800	.8					1400	1.7		1200	1.6
							2100	.6		0700	.5	19	0400	.8		2100	-.6	21	1100	.9	25	1700	.1		1600	-.2					2200	.4		2000	.0
							2400	.3		1400	.0		1100	.1	20	0500	.7		2400	-.7		2100	.5	25	0200	1.0				29	0400	1.4	24	0300	1.3
						26	0800	.8		1700	.3		1600	.8		1200	.1	22	1200	e.7	26	0400	.2		1600	-.5					0800	.7		0800	.9
							1700	.6	24	0200	-.4		2300	.4		1500	.3	23	0100	-.7		0900	.6	26	0200	1.2					1600	1.8		1300	1.3
							2100	.9		0700	.4	20	0400	1.3		2200	-.9		1300	e.7		1900	-.1		1700	-.7					2300	e.9		2000	.0
						27	0500	.2		0900	.1		1200	1.0	21	0400	.4	24	0200	-.7	27	0100	.5	27	0200	1.3				30	0400	1.5	25	0200	1.0
							1100	.9		1100	.7		1800	1.3		1600	.2		0900	.6		0500	.3		1700	-1.0					0800	.6		0900	.6
							1900	.4		1400	.4		2300	.5		2100	-.8	25	0300	.0		1000	.5	28	0400	1.4					1800	1.7		1500	1.1
							2200	.6		1800	.7	21	0800	1.5	22	0700	.6		1300	1.0		1700	-.4		2000	-1.1					2300	1.1		2200	.3
						28	0600	-.6	25	0300	-.3		1700	1.3		1600	.6	26	0400	.3		2400	.5	29	0600	1.5				31	0500	1.4	26	0200	.8
							1200	.4		1200	.7	22	0100	-.1		2300	-.3		1200	1.2	28	1200	.3		2000	-1.1					1100	.4		0900	.2
							2200	.0		1500	.5		0800	1.1	23	1300	e1.3	27	0500	.8		1700	-.7	30	0700	1.5					1700	1.4		1400	1.2
						29	a	a		1900	.7		1900	.5	24	0100	.0		1300	1.5	29	0400	.6		2100	-1.1								2300	.8
							1800	.6	26	0300	-.3	23	0100	-.8		1100	e.8		2100	.8		1100	.5											27	0200	1.1
						30	0500	-.5		1600	1.0		1500	.8	25	0100	-1.0		2400	1.0		1800	-.9												0900	.1
							1600	1.0	27	0400	-.1	24	0300	-.3		1000	.6	28	0800	.3	30	0300	1.2												1600	1.4
						31	0500	-.8		1600	1.2		1400	.9	26	0300	-1.1		1200	1.0		2000	-1.0											28	0300	1.2
							1600	1.0	28	0500	-.4	25	0200	-.5		1500	e.3		2100	.4	31	a	a												0900	-.1
										1700	1.1		1600	1.0	27	0400	-.9	29	0100	1.0		2000	-1.2												1800	1.3
									29	0800	-.5	26	0400	-.5		1300	e.3		0500	.5														29	0400	1.0
										1700	1.1		1600	1.1	28	0400	-.9		1200	1.0															0900	-.2
									30	0700	-.7	27	0500	-.3		1400	e.3		1900	.1															2100	1.4
										1500	1.3		1500	1.2	29	0600	e-.7	30	0100	1.0														30	1100	-.1
									31	0700	-.4	28	0500	-.5		1600	e.3		0600	.8															2300	1.5
										1600	1.1		1800	1.1	30	0600	-.9		1200	1.1																
																1400	.2		1800	.5																
																2000	.0																			
															31	0100	.2																			
																0700	-.5																			
																1400	.3																			
																2000	e.1																			

Note: No usable record for October through November.

Table 15A.--P8, Port Mansfield Entrance Channel near Port Mansfield, Tex.

LOCATION.-- Lat 26°33'52" long 97°16'26", on concrete pile near landward end of north jetty, about 9.3 miles east of Port Mansfield, Willacy Co.

RECORDS AVAILABLE.-- February 1965 through September 1969.

GAGE.-- Water-stage recorder. Datum of gage is mean sea level (levels by U. S. Army Corps of Engineers). Gage moved about 100 feet off north jetty to present location Sept. 17, 1968.

EXTREMES.-- 1969 water year: maximum elevation 3.1 feet (estimated) Feb. 14; minimum not determined.

REMARKS.-- Gage operated by U. S. Army Corps of Engineers; records since July 1968 computed by U. S. Geological Survey.

Water stage, in feet, above or below (-) mean sea level; Time is Central Standard; Water Year October 1967 to September 1968.

October			November			December			January			February			March			April			May			June			July			August			September		
Day	Time	Stage	Day	Time	Stage	Day	Time	Stage	Day	Time	Stage	Day	Time	Stage	Day	Time	Stage	Day	Time	Stage	Day	Time	Stage	Day	Time	Stage	Day	Time	Stage	Day	Time	Stage	Day	Time	Stage
																											3	1500	e0.3	1	0200	0.3	1	0100	1.9
																												2200	1.0		0400	.5		1600	-.3
																											4	0100	.8		1400	-.7	2	0100	2.0
																												0800	1.4		2300	1.0		1600	-.8
																												1500	e.3	2	0200	.7	3	0300	1.8
																											5	0100	e1.8		0300	1.0		1800	-.7
																												1700	.0		1500	-.9	4	0300	1.5
																											6	0100	1.8	3	0200	1.2		1800	-.8
																												1700	-.8		1600	-1.0	5	0200	1.3
																											7	0200	1.7	4	0200	1.4		0700	.8
																												1800	-1.0		1400	-1.1		1100	1.2
																											8	0400	1.9	5	0400	1.7		1800	-.2
																												1900	-1.5		1600	-1.1	6	0200	1.5
																											9	0500	1.7	6	0400	1.7		0800	1.2
																												2000	-1.5		1700	-1.1		1300	1.5
																											10	0600	1.7	7	0500	1.7		1900	.2
																												2100	-1.5		1800	-1.1	7	0300	1.5
																											11	0600	1.4	8	0500	1.5		0800	1.0
																												2100	-1.4		1400	1.1		1300	1.6
																											12	0600	1.1		2200	-.9		2100	.6
																												2200	-1.2	9	0600	1.4	8	0200	1.4
																											13	0600	.9		1200	1.1		0700	.8
																												2300	-.7		2100	-.6		1400	1.5
																											14	0700	.8	10	0400	.9		2000	.6
																												1300	.3		0900	.6	9	0200	1.0
																												1800	.4		1400	1.0		0900	.4
																												2400	-.3		2100	-.2		1500	1.5
																											15	0600	.7	11	0500	.9		2200	.7
																												1300	.2		1100	.4		2400	1.3
																												2000	.7		1400	.8	10	0900	.1
																											16	0200	.3		2200	.0		1600	1.4
																												0700	.8	12	0400	.7	11	0300	1.1
																												1400	.1		1000	.2		1000	.1
																												2000	.8		1900	.6		2100	1.5
																											17	0800	.8		2300	.2	12	1200	.2
																												1400	-.2	13	0600	.5		2200	1.9
																											18	0100	.9		1200	-.2	13	1100	.2
																												1500	-.7		1900	.7		2300	2.1
																											19	0300	1.0	14	0400	.4	14	1300	.3
																												1700	-.6		1300	-.6		2400	1.9
																											20	0300	1.2	15	0300	.8	15	1400	.0
																												1800	-.7		1400	e-.6		2400	1.7
																											21	0300	1.3		2300	.9	16	1400	-.3
																												1800	-1.0	16	1500	-.8	17	0100	1.7
																											22	0500	1.1		2400	1.0		1300	.0
																												1900	-1.1	17	1600	-1.0		1700	-1.4
																											23	0500	1.1		2400	1.2	18	0200	2.1
																												2000	-1.2	18	1600	-.7		1700	-.3
																											24	0700	1.2	19	0300	1.4	19	0400	1.9
																												2000	-1.2		1600	-1.0		1800	-.2
																											25	0600	1.4	20	0400	1.3	20	0200	1.6
																												2100	-1.1		1700	-.9		1200	1.3
																											26	0800	1.2	21	0300	1.1		1900	.0
																												2100	-.9		1800	-1.0	21	0300	1.3
																											27	0800	1.3	22	0300	1.1		0800	1.0
																												2200	-.6		1900	-.8		1300	1.4
																											28	0800	1.1	23	0400	1.1		2000	.5
																												2300	-.3		1300	.9	22	0300	1.6
																											29	0600	.9		1900	-.6		0800	1.2
																												1300	.5	24	0300	1.3		1500	2.0
																												1600	.7		1000	.9		2100	1.0
																												2400	-.1		1300	1.1	23	0300	1.8
																											30	0600	.7		2000	-.3		0900	1.1
																												1400	.0	25	0300	1.1		1600	2.2
																												1800	.5		1000	.7		2200	1.5
																											31	0200	.0		1500	1.1	24	0300	1.7
																												0700	.5		2100	-.1		0900	.6
																												1300	-.4	26	0300	1.0		1800	2.2
																												2200	.6		1000	.4	25	1000	.1
																															1500	1.2		1900	2.1
																															2300	.4	26	1100	-.1
																														27	0300	1.1		2200	2.1
																															1000	.2	27	1200	-.1
																															1700	1.4		2300	2.3
																															2200	1.1	28	1400	-.1
																														28	0400	1.3	29	0100	2.3
																															1100	.3		1500	.2
																															2100	1.6	30	0100	2.2
																														29	0400	1.5		1700	-.2
																															1200	.0			
																															2100	1.8			
																														30	1200	-.2			
																															2300	2.0			
																														31	1400	-.3			

Table 15A.--P8, Port Mansfield Entrance Channel near Port Mansfield, Tex.-Continued

Water stage, in feet, above or below (-) mean sea level; Time is Central Standard; Water Year October 1968 to September 1969.

October			November			December			January			February			March			April			May			June			July			August			September		
Day	Time	Stage	Day	Time	Stage	Day	Time	Stage	Day	Time	Stage	Day	Time	Stage	Day	Time	Stage	Day	Time	Stage	Day	Time	Stage	Day	Time	Stage	Day	Time	Stage	Day	Time	Stage	Day	Time	Stage
1	0200	2.0	1	0100	0.6	1	0800	0.0	1	a	a	1	0900	-0.9	1	0700	-0.7	1	0100	0.3	1	a	a	1	0700	1.2	1	a	a	1	0600	0.3	1	1200	-0.5
	1800	-.1		0600	.1		1700	1.8		1800	e1.0		1800	1.4		1600	e1.1		0700	-.4	2	a	a		a	a	2	0800	1.4		1000	-.2		2100	1.0
2	0300	1.8		1300	.8	2	0800	-.8	2	0800	e-.9	2	0900	-.6	2	0800	e-.5		1300	.3	3	a	a	2	0700	1.3		2400	-1.0		1600	.4	2	1300	-.9
	1900	.1		1900	.2		1800	1.4		1700	1.6		1900	1.3		1600	e1.3		1900	-.4	4	a	a	3	a	a	3	1100	1.0		2400	-.4		2200	1.1
3	0300	1.7		2400	.6	3	0800	-1.0	3	0800	-.8	3	1000	e-.7		2100	e1.1	2	0100	.3	5	a	a	4	a	a	4	0100	-.6	2	0600	.4	3	1400	-.8
	1300	1.4	2	0500	.0		1800	1.2		1900	1.6		1600	.9	3	0100	e1.3		0800	-.4	6	a	a	5	a	a		0700	.8		1300	-.3		2400	.9
	2000	.0		1400	1.2	4	a	a	4	0800	e-.8		2400	.4		0800	e-.3		1300	.1	7	a	a	6	0100	-.4		1900	.5		1900	.4	4	1600	-.8
4	0300	1.2		2100	.6		1700	.8		1900	1.1	4	0300	.7		1700	e.9		1900	-.7	8	1500	1.3		0900	1.1	5	0200	-.5	3	0100	-.1	5	0200	1.2
	0700	.8		2400	.9	5	a	a	5	0900	-1.0		0900	-.5	4	0400	.5	3	0300	.6	9	0400	-.6	7	0300	-.1		0700	.4		0500	.3		1600	-.9
	1400	1.6	3	0500	-.2		1900	.9		1900	1.1		1700	1.0		1000	-.8		1000	-.1		1400	1.3		0900	.8		1500	-.2		1400	-.7	6	0300	1.0
	2000	.5		1600	1.5	6	a	a	6	1000	-1.0		2300	.6		1700	.5		1300	.1	10	0400	-.4		1600	.1		2000	.3		2000	.5		1700	-.7
5	0300	1.5	4	0600	-.2		1800	1.0		1900	.9	5	0400	.9		2100	.2		2000	-1.1		1200	.7		2100	.6	6	0200	.0	4	0600	.4	7	0300	1.3
	0800	1.0		1500	1.5	7	a	a	7	a	a		1000	.0	5	0500	.9	4	0500	.7		2000	.2	8	0400	.2		0900	.2		1400	-.9		1800	-.7
	1400	1.9	5	0800	-.5		2200	e.9		2000	.7		1700	1.1		1100	.1		1500	.3	11	0400	.9		0900	.8		1700	-.6	5	0100	.8	8	0400	1.1
	2200	1.0		1700	1.6	8	a	a	8	1100	-.9		2400	.4		1500	.9		2000	-1.2		0600	-.3		1700	-.1	7	0100	.4		1400	-.7		1800	-.8
6	0300	1.4	6	0800	-.6	9	a	a		2000	.3	6	0500	.8		2100	.2	5	0400	.9		1300	.9	9	0100	.8		1700	-.8	6	0100	.9	9	0400	.9
	0900	.6		1700	1.8	10	a	a	9	1400	-.7		1000	.1	6	0400	1.3		2200	-1.4		1900	-.2		1000	.5	8	0200	.6		1700	-1.0		1900	-.6
	1500	1.8	7	0900	e-.4	11	a	a		1900	.4		1700	.8		1000	.5	6	0700	1.0	12	0100	.8		1800	-.5		1700	-1.0	7	0300	.9	10	0300	.8
	2100	.7		1900	-1.8	12	a	a	10	0300	-.2		2300	.0		1600	1.2		2300	-1.4		0600	-.1	10	0100	1.0	9	0300	1.0		1700	-1.2		1100	.5
7	0300	1.5	8	1000	e.1	13	a	a		2000	.8	7	0500	.6		2200	.1	7	1000	1.1		1400	.5		1800	-.8		1800	-1.1	8	0400	.9		1300	.7
	1100	.4		1800	e2.3	14	a	a	11	0200	-.1		1200	.0	7	0500	.7	8	0100	-1.1		1900	-.5	11	0200	.9	10	0500	.9		1800	-1.3		1900	-.4
	1700	1.9	9	1000	e.3	15	a	a		1000	.5		1700	.4		1100	.1		1000	1.3	13	0700	1.0		1900	-.9		1800	-1.1	9	0300	.8	11	0400	.8
8	1100	.2		2200	e2.4	16	a	a		1400	.4	8	0100	-.3		1600	.5	9	0100	-1.2		2000	-.8	12	0500	1.2	11	0500	1.1		1800	-1.4		0900	.3
	1900	1.8	10	1100	.2	17	1700	1.5		1900	.7		1600	.9		2300	-.4		1300	1.1	14	0400	1.2		1900	-1.0		1900	-1.1	10	0500	.9		1600	.9
9	1100	.0		2200	2.1	18	a	a	12	0300	-.7	9	0100	-.8	8	0800	1.4	10	a	a		2000	-.8	13	0600	1.3	12	0500	.9		1900	-1.4		2000	.1
	2000	2.0		2400	1.2		1800	1.4		1600	.8		1400	.8		2300	-.6	11	a	a	15	0300	1.2		2000	-1.1		2200	-1.2	11	0400	.7	12	0400	1.1
10	1100	.0	11	0100	2.1	19	a	a	13	0500	-.6	10	0200	-.6	9	1000	e.9	12	a	a		1900	-.9	14	0600	1.3	13	0800	.8		1900	-1.4		0900	.4
	2200	2.1		1200	-.7		1700	1.6		1400	1.1		1200	1.3	10	0100	-1.2	13	a	a	16	0700	1.4		2000	-1.1	14	a	a	12	0700	.7		1500	1.0
11	1200	.2		2200	.7	20	a	a	14	0600	e-1.1	11	0300	-.8		1200	.9	14	a	a		2100	-1.1	15	0700	1.2	15	0800	.7		2100	-1.4		2200	.2
	2300	2.1	12	1200	-.8		1800	1.8		1500	1.4		1400	1.4		2400	-1.0	15	a	a	17	0700	1.9		2100	-.9		2100	-1.4	13	0600	.6	13	0400	.7
12	1200	.1		2300	.9	21	a	a	15	0700	e-1.1	12	0400	-1.0	11	1200	1.2	16	a	a		2100	-.9	16	0700	1.4	16	0800	1.2		2200	-1.0		1100	.0
	2400	2.1	13	1400	-.5	22	a	a		1700	1.5		1500	1.3	12	0300	-.9	17	a	a	18	0700	1.5		2100	-.8		2100	-1.5	14	0700	.5		1600	1.0
13	1300	.3		2400	.9	23	a	a	16	a	a	13	0400	-1.1		1200	1.4	18	a	a		2300	-1.0	17	0700	1.4	17	0800	0.5		1700	.1		2100	.6
14	0100	2.3	14	1500	e-.2	24	a	a	17	1800	1.7		1700	1.8	13	0400	-1.2	19	a	a	19	0700	1.2		2200	-.6		2200	-1.1		2200	-.8	14	0400	1.0
	1400	.5		2400	e.8	25	a	a	18	0800	e-1.2	14	0500	e.0		1400	1.0	20	a	a		2300	-1.0	18	0800	1.2	18	0600	.2	15	0500	.5		0900	.0
15	0100	2.2	15	1000	e-.6	26	a	a		1800	1.7		1700	e3.1	14	0600	-1.2	21	a	a	20	0900	1.1		2200	-.8		2400	-1.0		1100	.2		1800	1.1
	1500	.4	16	0100	e1.0	27	a	a	19	0900	-1.1	15	0700	e-.3		1800	1.1	22	a	a		2400	-1.0	19	0900	1.0	19	0800	.2		1600	.5	15	0300	.7
16	0200	2.3		0600	e.3	28	a	a		1800	1.2		1600	1.9	15	0700	e-.6	23	a	a	21	1200	1.1		2400	-.7		1300	-.3		2300	-.7		1000	-.6
	1700	.9		1300	e1.0	29	1600	.6	20	0400	1.0	16	0900	e-1.2		2000	e1.5	24	a	a	22	0200	-.5	20	0800	1.0		1700	-.1	16	0500	.4		1800	.9
17	0200	2.1		1800	.6	30	0700	-.9		1000	-.8		1600	.7	16	0700	e-.1	25	a	a		1100	1.0	21	0200	-.6		2400	-1.1		0900	-.1	16	0400	.7
	1700	.9		2300	.9		1500	1.0		1800	1.0		2200	.5		1600	e1.1	26	a	a	23	0100	-.6		0900	.6	20	0600	.2		1700	.6		1200	-.6
18	0100	2.3	17	0700	.2	31	0600	-1.0		2400	.4	17	0200	.9		2000	e.9	27	a	a		1100	.8		2400	-.4		1300	-.4		2300	-.1		2000	1.1
	0800	1.8		1400	1.3		1700	e1.1	21	0400	.7		1000	-.6	17	0100	e1.1	28	a	a	24	0200	-.5	22	0800	.4		2000	.7	17	0500	.5	17	1200	-1.0
	1100	2.0		1900	1.0					1200	-.6		1700	1.1		0900	-.3	29	a	a		1000	.8		1700	-.2		2200	-.4		1200	-.2		2200	1.1
	1800	1.2		2200	1.7					1900	.9		2300	.7		1500	.9	30	a	a	25	0300	-.4		2200	.1	21	0500	.2		1800	e.5	18	1200	-.8
19	0200	2.1	18	0800	.2				22	0100	.4	18	0300	.9		2200	.4					1200	.6	23	0300	-.3		1400	-.9		2400	e.2		2300	1.7
	0800	1.3		1600	1.6					0600	.6		1000	-.7	18	0200	1.0					1900	-.1		0900	.3	22	0500	.1	18	0400	e.5	19	1400	-.2
	1300	1.8	19	0700	-.8					1300	-.3		1600	.5		1000	-.3					2200	.3		1700	-.5		1500	-1.2		1400	-.5		2400	2.2
	1900	1.2		1600	1.6					1800	.6		2000	.0		1400	.2				26	0400	-.1		2300	.2		2200	.1		2100	.5	20	1600	-.4
20	0200	1.9	20	0800	-1.2				23	0100	-.1	19	0500	.8		2000	-.8					1000	.4	24	0900	.4	23	1500	-1.6	19	0600	.6	21	0200	1.7
	0700	1.1		1800	1.3					0700	.5		1100	-.1	19	0200	.0					1800	-.4		1700	-.7	24	0200	.4		1200	-.6		1700	-.4
	1400	2.1	21	a	a					1400	-.1		1700	.6		1000	-.9				27	0200	.4	25	0200	.6		1700	-1.7	20	0100	1.0	22	0100	1.8
	2000	1.5		1800	1.5					2000	.4		2200	.0		1500	-.4					0600	-.1		1800	-1.0	25	0200	.5		1600	-.6		1800	-.4
21	0200	1.9	22	a	a				24	0300	-.4	20	0600	e1.1		2100	-1.1					1000	.2	26	0400	1.0		a	a	21	0200	1.3	23	0200	1.5
	0900	.6		2100	1.2					0900	.8		1100	e.6	20	0400	.5					1800	-1.0		1800	-1.1	26	0300	.7		1600	-1.1		0800	1.2
	1700	2.1	23	a	a					1500	.2		1600	e1.1		2100	-1.2				28	0300	.3	27	0300	1.2		a	a	22	0300	1.4		1000	1.4
22	0900	.1		2200	1.3					2000	.7		2400	.1	21	0500	.2					1200	.1		a	a	27	0600	.9		1700	-1.3		1900	-.2
	1700	2.2	24	a	a				25	0300	-.5	21	0900	1.2		1600	-.3					1900	-1.3	28	0400	1.4		a	a	23	0300	1.2	24	0200	1.3
23	1000	-.4	25	2400	1.2					1300	.8	22	0200	-.2		2000	-1.2				29	0400	.5		a	a	28	0600	.8		1700	-1.4		0700	.9
	1800	2.3	26	1500	-.4				26	0300	-.5		0800	1.1	22	0800	.7					a	a	29	0600	1.5		a	a	24	0400	1.3		1300	1.2
24	1100	-.8		2300	1.0					1800	1.2	23	0200	-1.0		2200	-.9				30	0500	1.2	30	a	a	29	0400	.6		1900	-1.7		2000	.0
	1900	2.4	27	1700	-.2				27	0400	-.2		1300	.7	23	0700	1.3					a	a					a	a	25	0500	1.0	25	0200	1.0
25	1100	-.7		2400	1.1					1400	1.6	24	0100	-.8	24	0100	-.7				31	0600	1.3				30	0600	.5		2000	-1.2		0800	.4
	2100	2.0	28	1800	-.3				28	0600	-.5		1400	.9		1000	.8					a	a					1500	.1	26	0500	1.3		1400	1.2
26	1200	-.8		2200	.1					1500	1.4	25	0200	-1.0	25	0300	-1.1											2200	-1.6		2000	-1.1		2100	.1
	2200	1.8	29	0500	-.5				29	0700	-.8		1500	.9		1000	.5										31	0600	.3	27	0500	1.0	26	0300	.6
27	1300	-.8		2300	e.9					1700	1.2	26	0500	-.9	26	0200	-1.3											1000	.0		0900	.7		0800	.0
	2300	1.5	30	0700	e.2				30	0700	-1.0		1600	e1.3		1200	.4											1500	.3		1500	1.2		1500	1.4
28	1400	-.5		1600	e1.8					1700	1.4	27	0400	e-.8	27	0200	-1.2											2300	-1.1		2300	-.5		2200	.6
29	0100	1.5		1900	e.9				31	0800	-.8		1600	e1.2		1200	.3													28	0600	1.1	27	0200	.8
	1600	-.5		2300	e1.5					1700	1.4	28	0500	e-.7	28	0400	-1.2														0900	.6		0800	-.3
30	0100	.9											1700	e1.2		1300	.5														1400	1.4		1700	1.6
	1700	-.3													29	0500	-1.1														2200	-.3	28	1000	-.3
31	0100	.8														1300	.2													29	0400	.9		1700	1.5
	0700	.2													30	0600	-1.2														1000	.3	29	1000	-.5
	1200	.5														1400	.1														1700	1.3		2100	1.5
	1800	-.2														2100	-.3														2400	.3	30	1100	-.6
															31	0100	-.1													30	0500	1.0		2300	1.5
																0700	-1.0														1000	.2			
																1400	.2														1900	1.4			
																2000	-.3													31	0100	.7			
																															0200	1.0			
																															1100	-.2			
																															1900	1.2			

Table 15B.--P9, Brazos Santiago Pass near Port Isabel, Tex.

LOCATION.-- Lat 26°04'00" long 97°09'11", on concrete pile near landward end of north jetty, 3.4 miles east of Port Isabel, Cameron Co.

RECORDS AVAILABLE.-- September 1968 through September 1969.

GAGE.-- Water-stage recorder. Datum of gage is mean sea level (levels by U. S. Army Corps of Engineers).

EXTREMES.-- 1969 water year: maximum elevation 2.8 feet, Feb. 14; minimum -2.4 feet, June 1.

REMARKS.-- Gage operated by U. S. Army Corps of Engineers; records computed by U. S. Geological Survey.

Water stage, in feet, above or below (-) mean sea level; Time is Central Standard; Water Year October 1967 to September 1968.

October			November			December			January			February			March			April			May			June			July			August			September		
Day	Time	Stage	Day	Time	Stage	Day	Time	Stage	Day	Time	Stage	Day	Time	Stage	Day	Time	Stage	Day	Time	Stage	Day	Time	Stage	Day	Time	Stage	Day	Time	Stage	Day	Time	Stage	Day	Time	Stage
																																	17	0300	1.5
																																		1700	-1.8
																																	18	0200	1.9
																																		1900	-.2
																																	19	0400	1.7
																																		1800	-.2
																																	20	0500	1.4
																																		1300	1.2
																																		2000	.0
																																	21	0500	1.2
																																		0800	1.0
																																		1400	1.4
																																		2100	.5
																																	22	0400	1.5
																																		0900	1.2
																																		1600	1.8
																																		2100	e1.0
																																	23	0300	e1.6
																																		0900	e.9
																																		1600	2.0
																																		2300	1.5
																																	24	0300	1.6
																																		0900	.5
																																		1800	2.0
																																	25	0400	1.6
																																		1000	.2
																																		2100	2.0
																																	26	1100	-.1
																																		2300	2.0
																																	27	1200	-.1
																																	28	0100	2.2
																																		1400	-.1
																																	29	0200	2.1
																																		1500	.1
																																	30	0200	2.1
																																		1700	-.2

Table 15B.--P9, Brazos Santiago Pass near Port Isabel, Tex.-Continued

Water stage, in feet, above or below (-) mean sea level; Time is Central Standard; Water Year October 1968 to September 1969.

October			November			December			January			February			March			April			May			June			July			August			September		
Day	Time	Stage	Day	Time	Stage	Day	Time	Stage	Day	Time	Stage	Day	Time	Stage	Day	Time	Stage	Day	Time	Stage	Day	Time	Stage	Day	Time	Stage	Day	Time	Stage	Day	Time	Stage	Day	Time	Stage
1	0300	1.8	1	0300	0.4	1	0700	0.4	1	0800	-1.1	1	0800	-0.5	1	0800	-0.8	1	0200	0.1	1	0400	1.1	1	0600	0.7	1	0800	1.1	1	0600	0.2	1	1200	-0.6
	1700	-.1		0700	.0		1700	1.8		2000	e.9		1900	1.4		1600	.9		0800	-.5		1300	.6		2100	-2.4		2100	-1.6		1100	-.1		2400	.9
2	0400	1.6		1400	.6	2	0700	-.6	2	0700	-.9	2	0100	1.4		2400	.8		1400	.1		1900	-.9	2	0800	.9	2	0900	1.1		1900	.3	2	1300	-1.0
	1200	1.4		2100	.1		1800	1.3		1900	1.4		0800	-.3	2	0700	-.7		2000	-.5	2	0600	1.3		2100	-2.2		2400	-1.1		2400	-.4	3	0100	.8
	1800	.2	2	0200	.5	3	0600	-1.0	3	0800	-.7		1800	1.5		1800	1.2	2	0300	.1		2000	-1.2	3	0900	1.0	3	0900	.8	2	0600	.3		1400	-.9
3	0300	1.6		0800	-.1		2000	1.4		2000	1.6	3	0400	1.2		2200	.9		0900	-.5	3	0600	1.2		2300	-1.6		2400	-.7		1200	-.3	4	0200	.7
	1300	1.4		1600	.9	4	0900	-1.3	4	0800	-.8		0900	-.2	3	0200	1.2		1500	-.1		2100	-1.3	4	1000	1.0	4	0900	.6		1900	.3		1600	-1.0
	2100	.1		2400	.6		1900	.8		2000	e1.2		1700	e.9		0900	-.4		2000	-.9	4	0800	1.5		2400	-1.2		1900	.3		2400	-.1	5	0300	.9
4	0400	1.1	3	0200	.8	5	0900	-1.5	5	0900	-.9	4	0300	e1.0		1600	.9	3	0500	.4		2200	-1.1	5	0900	1.0	5	0100	-.6	3	0600	.2		1600	-1.1
	0800	.8		0800	-.3		2000	1.0		2200	1.2		0900	-.1	4	0200	.6		1000	-.1	5	0800	1.5	6	0200	-.6		0900	.2		1300	-.6	6	0400	.7
	1300	1.6		1800	1.2	6	0900	-1.1	6	1000	-.9		1800	1.1		1000	-.9		1500	.0		2300	-1.0		1100	.7		1400	-.2	4	0100	.4		1700	-.8
	2100	.4	4	0200	1.0		2000	1.1		2200	1.0		2300	.8		1800	.4		2100	-1.2	6	1000	1.6	7	0200	-.2		2000	.2		1400	-.8	7	0400	1.0
5	0500	1.3		0900	-.2	7	1000	-1.0	7	1000	-1.0	5	0400	1.1		2200	.2	4	0700	.4		2300	-.9		0900	.6	6	0200	-.2	5	0100	.6		1800	-.9
	0900	.9		1800	1.3		2400	e1.0		2000	.7		1000	.2	5	0400	.8		1100	.1	7	1200	1.4		1600	.0		0800	.1		1500	-.8	8	0600	.9
	1600	1.6	5	0900	-.5	8	1100	-.9	8	1200	-.7		1800	1.2		0900	-.1		1500	.2		2400	-.8		2300	.4		1500	-.7	6	0400	.7		1900	-1.0
	2200	1.0		2000	1.3		2300	1.2		2300	.4	6	0100	.8		1600	.7		2200	-1.3	8	1200	1.0	8	0300	.0	7	0400	.2		1700	-1.0	9	0600	.6
6	0300	1.2	6	0900	-.5	9	1200	-.7	9	0600	.3		0500	1.1		2200	.1	5	0700	.6	9	a	a		1000	.5		1600	-1.0	7	0200	.7		1900	-.8
	0900	.5		1900	1.6		2300	1.2		1200	-.7		1100	.5	6	0700	1.2		2100	-1.5		1200	1.0		1700	-.3	8	0100	.5		1600	-1.3	10	0400	.5
	1700	1.5	7	1000	.1	10	1300	-.6		2200	.6		1800	1.1		1100	.5	6	1000	.6	10	a	a		2400	.6		a	a	8	0500	.8		1400	.4
	2400	1.0		2100	1.7		2300	1.2	10	0300	.1		2400	.3		1600	1.1		2300	-1.6	11	a	a	9	1100	.3	9	a	a		1600	-1.4		2100	-.6
7	0200	1.4	8	1100	-.1	11	1300	-.4		0800	.5	7	0600	.9		2400	-.1	7	1000	.7	12	1900	-.8		1700	-.6	10	a	a	9	0400	.6	11	0400	.5
	1100	.3		2300	2.3		2300	.8		1400	.1		1200	.4	7	0400	.6	8	0200	-1.6	13	0600	.8	10	0200	.7	11	a	a		1800	-1.4		0900	.2
	1900	1.7	9	1000	.4	12	1500	e-.2		2000	.8		1800	.7		1100	-.1		1300	.9		1700	-.9		1800	-1.0	12	a	a	10	0500	.6		1500	.6
8	0300	1.5	10	0100	2.2		2400	.8	11	0400	.2	8	0100	.0		1600	.3	9	0200	-1.4		a	a	11	0400	.5	13	a	a		1900	-1.5		2000	-.1
	1100	.1		1300	.2	13	0600	.4		1000	.8		1000	1.3		2300	-.7		1400	.7	14	1100	.6		1800	-1.1	14	a	a	11	0400	.5	12	0500	.7
	2000	1.6		2300	2.2		1200	.9		1900	.9		1300	1.0	8	0900	1.2	10	0300	-1.2		2000	-1.0	12	0500	.8	15	a	a		1900	-1.5		0900	.3
9	0500	1.3	11	1300	-.3		1700	.5	12	0400	-.4		1800	1.2		1200	.7		1400	.8	15	0600	1.0		1900	-1.2	16	0800	.8	12	0800	.4		1800	.7
	1100	-.2		2300	1.0		2200	1.1		1900	1.0	9	0300	-.2		1400	1.1	11	0400	-1.2		1900	-1.3	13	0700	.8		2100	-1.5		2100	-1.5		2200	-.1
	2300	1.8	12	1300	-.8	14	0500	.3	13	0500	-.5		1400	1.1		2400	-.6		1900	.8	16	0600	1.0		2000	-1.3	17	0800	.3	13	0600	.4	13	0500	.5
10	1100	.0		2400	.7		1200	.7		1600	1.2	10	0200	-.3	9	1100	.9	12	0500	-.5		2000	-1.2	14	0600	.8		2200	-1.2		1300	.3		1000	-.2
11	0100	2.0	13	1500	-.5		2300	.5	14	0500	-.9		1500	1.4		2400	-1.4		1300	.7	17	0900	1.4		2000	-1.3	18	0700	.2		2100	-1.1		1800	.7
	1200	.3		2400	.7	15	0700	-.7		1700	1.4	11	0200	-.4	10	1200	.7		1900	.4		2200	-1.0	15	0800	.9		2300	-1.0	14	0700	.4		2400	.4
	2400	1.9	14	1400	-.3		1500	.5	15	0600	-1.0		1500	1.7		2400	-1.0	13	0100	.6	18	0900	1.2		2000	-1.1	19	0700	.0		1400	.3	14	0400	.7
12	1200	.0		2400	.6		2400	.7		1700	1.4	12	0400	-.6	11	1300	1.0		0600	-.4		2300	-1.2	16	0800	1.0		1800	.0		2100	-.9		1200	-.2
13	0100	1.8	15	0500	-.1	16	0700	-.6	16	0700	-1.2		1600	1.6	12	0300	-1.0		1300	.6	19	0800	.9		2100	-1.1		2400	-1.0	15	0600	.5		1800	.7
	1400	.2		1200	e.5		1600	1.0		1800	1.7	13	0600	-.6		1400	1.2		1900	.0		2200	-1.2	17	0800	1.0	20	0600	.1		1100	.2	15	0400	.5
14	0300	2.0		1700	.2	17	0600	-1.2	17	0700	-1.4		1600	1.7	13	0400	-1.5	14	0200	.4	20	0900	.7		2100	-.9		1500	-.4		1500	.4		1100	-.9
	1500	.4	16	0200	1.0		1700	1.3		2000	1.7	14	0600	-.1		1500	.7		0700	-.4		2400	-1.2	18	0800	.9		2100	.2		2200	-.6		2400	.6
15	0200	1.9		0700	.5	18	0700	e-1.5	18	0800	-1.0		2000	2.8	14	0500	-1.4		1400	.1	21	1100	.8		2200	-1.0		2200	-.8	16	0600	.2	16	1200	-.8
	1500	.3		1400	.9		1900	1.1		2100	1.7	15	0700	-.1		1500	.8		1900	-.6		2400	-.7	19	0800	.8		2400	.0		1000	-.1		2300	.8
16	0400	2.0		1900	.7	19	0800	-1.4	19	0900	-1.0		1600	2.1		2200	.8	15	0400	.4	22	1100	.8		2300	-.8	21	0600	.1		1800	.5	17	1200	-1.1
	1800	.8		2400	1.0		1900	1.6		1900	1.2	16	0900	-1.2	15	0400	-.8		1000	-.1		2400	-.7	20	0900	.6		1300	-.9		2400	-.1		2400	.8
17	0300	1.9	17	0700	.2	20	0900	-1.7	20	0200	1.3		1800	1.0		1500	1.2		1500	.2	23	1100	.6		2300	-.7	22	0600	.0	17	0500	.5	18	1200	-.9
	1900	.9		1500	1.2		2100	1.7		1000	-.6		2100	.8	16	0100	1.5		2000	-.6	24	0200	-.5	21	1000	.3		1400	-1.1		1200	-.2	19	0200	1.3
18	0200	2.1		2000	1.0	21	1000	-1.0		1900	1.0	17	0200	1.0		0700	.0	16	0500	.7		1100	.5		2400	-.5	23	0100	.0		1700	e.4		1400	-.5
	0900	1.8	18	0100	1.3		2200	1.8	21	0400	.9		1000	-.5		1500	1.0		1000	.3	25	0200	-.4	22	0800	.2		1500	-1.6		2300	e.1	20	0200	1.8
	1400	1.9		0700	.3	22	1100	-.7		1200	-.4		1800	1.4		2000	.8		1400	.5		1100	.3		1600	-.4	24	0200	.2	18	0400	e.4		1600	-0.6
	1900	1.1		1700	e1.5		2200	1.5		2000	1.0		2200	1.1	17	0200	1.0		2000	-.6		1600	-.1		2100	-.1		1600	-1.8		1200	-.6	21	0200	1.4
19	0200	1.9	19	0800	-.7	23	1300	-1.1		2400	.7	18	0300	1.3		0800	-.3	17	0500	1.3		2200	.1	23	0300	-.4	25	0300	.3		2000	.4		1600	-.6
	0800	1.3		1800	1.4		2300	.7	22	0500	.8		1000	-.5		1600	.7		2100	-.5	26	0300	-.1		0800	.1		1700	-2.0	19	0600	.5	22	0300	1.4
	1500	1.6	20	0900	-1.3	24	1300	-1.2		1200	-.1		1700	.6		2100	.2	18	0400	1.1		1000	.2		1600	-.7	26	0400	.5		1200	-.6		1800	-.6
	2100	1.1		1800	1.4		2300	.4		1900	.6		2200	.3	18	0200	.7		2200	-1.4		1700	-.5		2300	.0		1700	-2.2	20	0300	.8	23	0400	1.2
20	0300	1.8	21	0800	-1.6	25	0700	.3		2400	.1	19	0400	1.0		0900	-.4	19	0800	.4	27	0200	.2	24	0900	.1	27	0600	.7		1400	-.7		1300	1.2
	0900	1.0		2000	1.4		1500	-.2	23	0600	.6		1200	.1		1500	.2		2100	-1.5		0600	-.1		1600	-.8		1900	-2.2	21	0200	1.1		1800	-.3
	1500	1.9	22	1000	-1.7		2200	.6		1300	.1		1800	.7		2100	-.7	20	0800	.5		1000	.1	25	0100	.3	28	0700	.6		1400	-1.2	24	0300	1.2
	2000	1.5		2200	1.2	26	0300	.2		1800	.6		2200	.1	19	0400	-.1		2300	-1.5		1800	-1.0		1700	-1.2		2000	-2.1	22	0300	1.0		0800	.8
21	0200	1.8	23	1000	-1.5		0900	.6		2400	-.2	20	0600	1.0		1000	-.9	21	1200	.5	28	0300	.2	26	0500	.6	29	0500	.4		1600	-1.4		1400	1.1
	0800	.4		2200	1.3		1500	.2	24	1300	1.0		1100	.7		1600	-.6		2300	-1.3		1100	.0		1800	-1.5		2100	-2.0	23	0400	.9		2000	-.1
	1600	1.9	24	1200	-1.2		2200	.7		1400	.6		1400	1.1		2200	-1.2	22	1200	.5		1700	-1.3	27	0500	.8	30	0600	.3		1700	-1.6	25	0300	.8
22	0300	1.6		2300	1.3	27	0600	-.1		2000	1.0		2300	.3	20	0600	.2		2300	-1.1	29	0400	.2		1800	-1.7		2200	-1.7	24	0400	.9		0800	.4
	0800	.1	25	1300	-.9		1800	.7	25	0200	-.1	21	0800	1.1		1400	.0	23	1300	.5		1900	-1.6	28	0600	1.0	31	0700	.2		1700	-1.7		1500	1.0
	1900	2.0	26	0100	1.1	28	0600	-.3		0700	.6		1300	.6		2200	-1.3	24	0100	-1.1	30	0500	.8		1900	-2.0		1100	.0	25	0400	.7		2100	.0
23	0900	-.3		1500	-.5		1300	.7		1900	.8		1500	1.0	21	0800	.1		1300	.3		1900	-1.8	29	0600	1.1		1400	.2		2000	-1.3	26	0300	.5
	2000	2.0		2300	.0	29	0500	-.9	26	0200	-.2		2400	-.1		2300	-1.3	25	0100	-.9	31	0600	.9		1900	-1.8		2300	-1.1	26	0600	1.0		0800	-.1
24	1200	-.6	27	0400	.5		1600	.7		1700	1.2	22	1100	1.2	22	1000	.4		1300	.5		2000	-2.0	30	0800	1.2					2000	-1.3		1600	1.1
	2300	2.2		0900	.8	30	0700	-.7	27	0400	.0	23	0100	-1.0	23	0100	-1.0	26	0400	-.5					2100	-1.7				27	0400	.7	27	0200	.7
25	1100	-.8		1600	.2		1700	1.1		1600	1.5		1400	.8		1400	1.0		1100	-.1											0900	.5		0800	-.4
	2300	1.8		2400	1.4	31	0600	-.8	28	0500	-.4	24	0300	-1.0		2400	-.7	27	0200	-.3											1400	.8		1800	1.2
26	1300	-.8	28	1900	.0		1700	1.4		1700	1.4		1400	.8	24	1200	.8		1200	.7											2200	-.6	28	0200	1.0
	2400	1.5		2200	.4				29	0600	-.5	25	0300	-1.1	25	0300	-1.0	28	0500	-.3										28	0500	.8		1000	-.4
27	1400	-.8	29	0500	-.2					1800	1.2		1400	.7		1200	e.4		1200	.5											0800	.5		1800	1.3
	2400	1.4	30	0100	1.1				30	0600	-.7	26	0400	-1.0	26	0100	-1.4		1900	-.4											1600	1.1	29	1000	-.6
28	1500	-.5		0700	.4					1800	1.4		1600	1.0		1300	.2	29	0100	.4											2200	-.6		2200	1.3
29	0200	1.3		1400	1.7				31	0700	-.6	27	0500	-.9	27	0300	-1.3		0600	-.1											0400	.7	30	1100	-.6
	1600	-.4		1800	1.2					1900	1.5		1600	1.0		1200	.2		1300	.3											0800	.1		2400	1.3
30	0200	.8		2000	1.6							28	0500	-.9	28	0400	-1.3		1900	-.7											1700	1.1			
	1800	-.4											1700	1.0		1400	.2	30	0200	.6										30	0100	.2			
31	0200	.6													29	0400	-1.1		0700	.2											0500	.8			
	0700	.2														1400	.0		1200	.5											1100	.0			
	1200	.4													30	0600	-1.3		1900	-.7											1900	1.2			
	1900	-.2														1500	.0														2400	.6			
																2000	-.3													31	0300	.9			
																2400	-.2														1100	-.2			
															31	0600	-1.0														2100	1.0			
																1500	.0																		
																2000	-.4																		

a No usable record.
b Water stage continuously falling.
c Water stage continuously rising.
e Estimated

Climatological Records

The climate of a region plays a great role in estuarine water quality. The types of climatological data available for a 60-mile-wide band along the Texas coast are shown on Figure 23.

Tabulations of daily precipitation, temperature, and other data are published monthly by the Environmental Science Services Administration (1969). Monthly summaries are published annually (Environmental Science Services Administration, 1970). For the period 1931-60, monthly and annual data are summarized in two U.S. Weather Bureau publications (1958, 1965).

Continuous Streamflow Records and Daily Water-Quality Records

Streams along the Texas coast lie in the flat coastal plain and are incised below sea level. Thus, changes in water stage within bays due to tides often extend many miles upstream. The most downstream sites at which continuous streamflow data are collected are several miles upstream from the estuaries. The locations of these sites are shown on Figure 22. The site numbers shown on the map correspond to station numbers used in the annual publication of water-resources data by the U.S. Geological Survey (1969a).

The streamflow data represent runoff reaching the coastal area but do not describe all of the flow from streams that enter an estuary. Intervening drainage, diversions for irrigation, return flows, and evapotranspiration may all influence streamflow between the measuring site and the estuary.

Analyses of water collected daily from continuous streamflow measuring sites (Figure 22) are given in the annual publication of water-resources data by the U.S. Geological Survey (1969b). These data show the effect of geology and cultural development on runoff from the drainage basins. At times, however, intervening drainage, return flows, and evapotranspiration may alter the water quality between the data-collection site and the estuary.

Miscellaneous Water-Quality and Streamflow Records

The ungaged drainage areas to each estuary range from less than 100 square miles to more than 10,000 square miles. To completely describe the quality and quantity of runoff from the entire area between continuous streamflow stations and the estuary is not feasible. Some representative data (Table 16) are available from a study of the coastal basins (Blakey and Kunze, 1971) and from other data-collection sites (Figure 24).

Most sites (Figure 24) have been assigned a station number in the annual publication of water-resources data by the U.S. Geological Survey (1969a). Other sites have been numbered consecutively for this report.

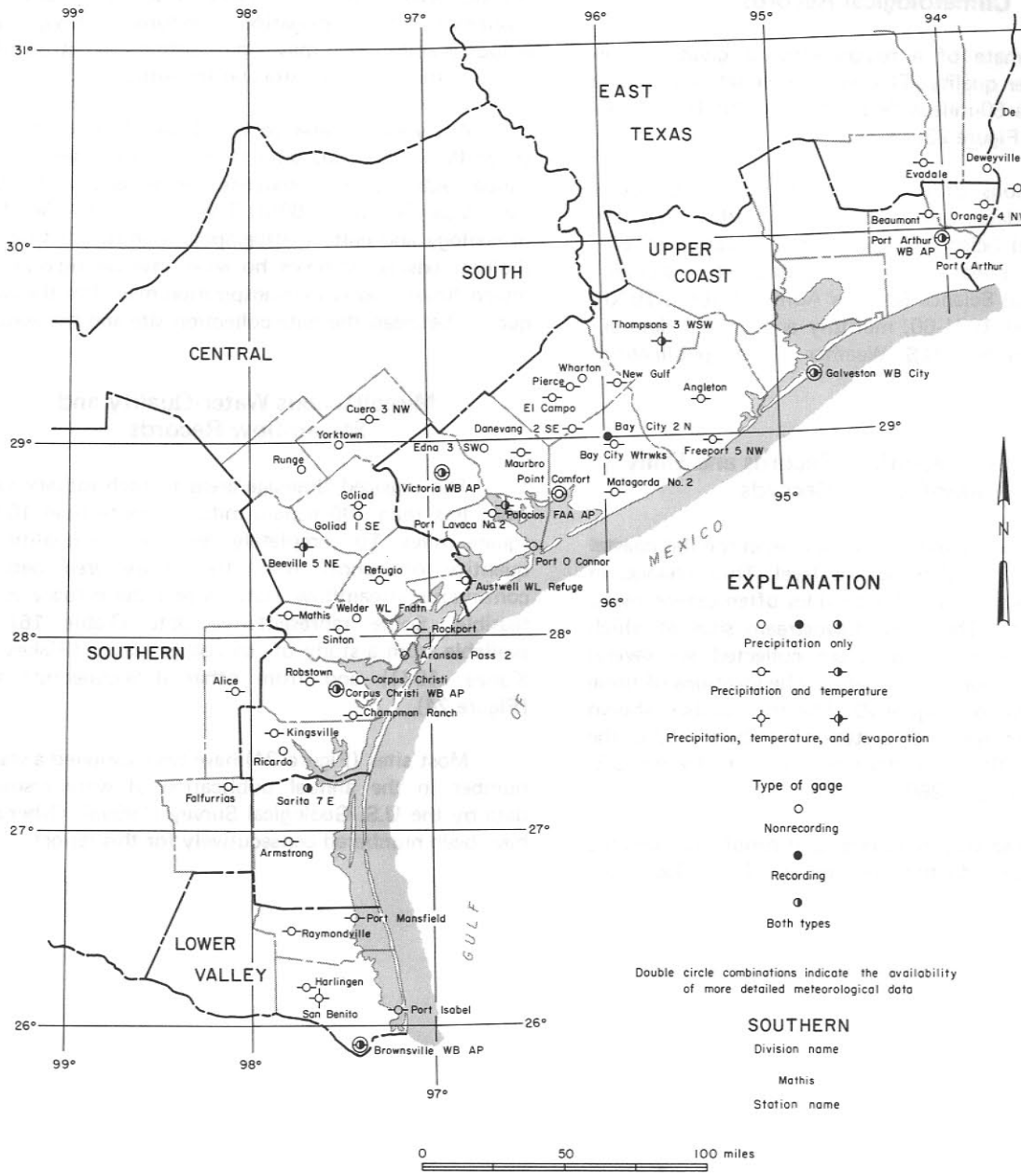

Figure 23
Locations of Selected Climatological Stations

Base From USCOMM- Weather Bureau. Revised July, 1965

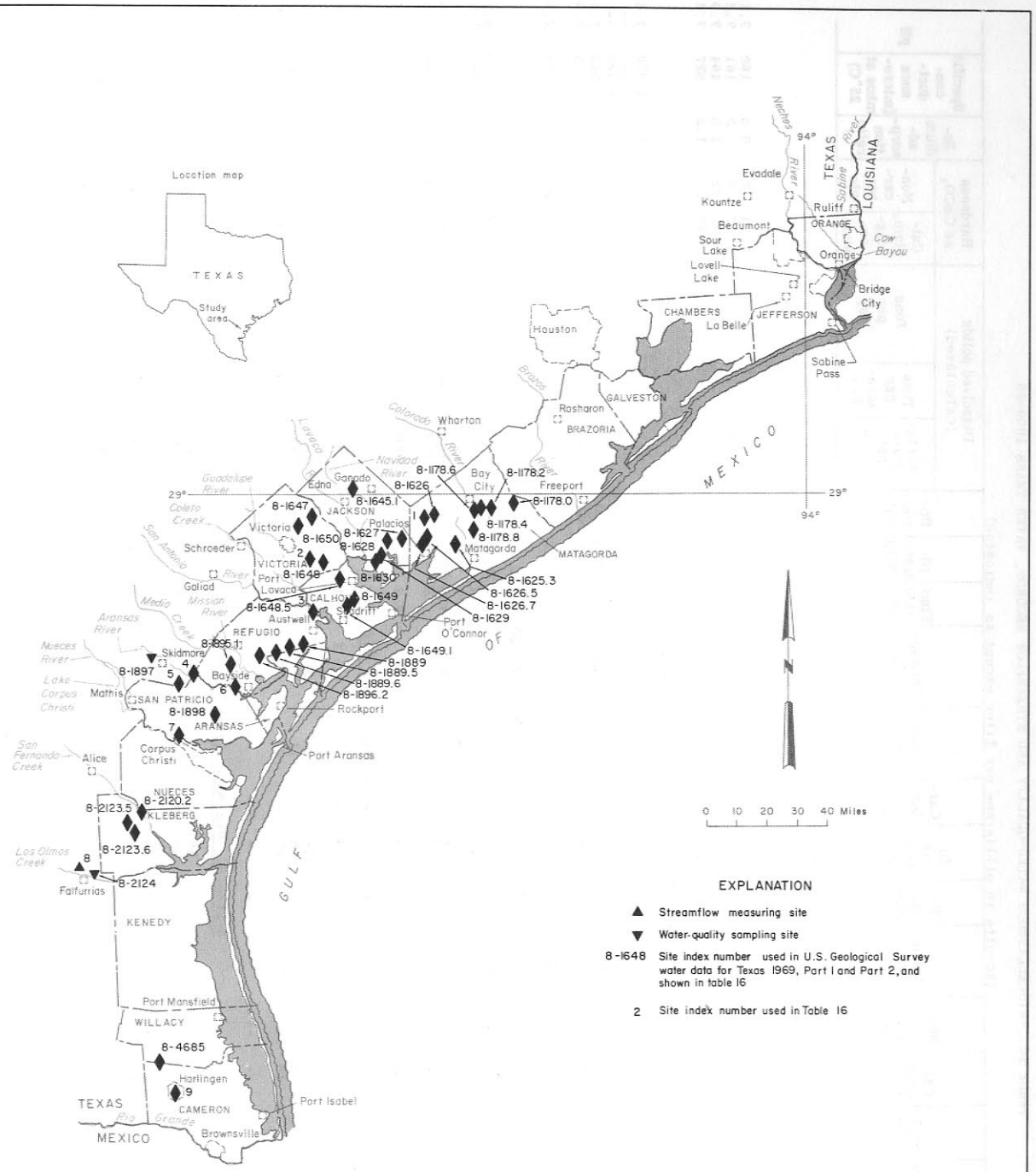

Figure 24

Locations of Miscellaneous Water-Quality and Streamflow Data-Collection Sites

Base from Official State Highway Map of Texas, 1971

TABLE 16. -MISCELLANEOUS WATER-QUALITY AND STREAMFLOW RECORDS, WATER YEARS 1959-69

(Results in milligrams per liter except as indicated)

Date of collection	Discharge (cfs)	Silica (SiO_2)	Iron (Fe)	Calcium (Ca)	Magnesium (Mg)	Sodium (Na)	Potassium (K) a/	Bicarbonate (HCO_3)	Carbonate (CO_3)	Sulfate (SO_4)	Chloride (Cl)	Fluoride (F)	Nitrate (NO_3)	Boron (B)	Dissolved solids (Calculated): Milligrams per liter	Dissolved solids (Calculated): Tons per acre-foot	Dissolved solids (Calculated): Tons per day	Hardness as $CaCO_3$: Calcium, Magnesium	Hardness as $CaCO_3$: Noncarbonate	Sodium adsorption ratio	Specific conductance (micromhos at 25°C)	pH
TRIBUTARIES TO EAST MATAGORDA ESTUARY																						
8-1178.0 Live Oak Bayou near Cedar Lane																						
May 17, 1968	15.5	13		22	4.7	9.0		80	0	7.6	11	1.1	2.5	--	110	0.15		74	9	0.5	189	7.1
June 26	124	13		20	4.1	6.3		76	0	3.6	8.1	.9	.8	--	94	.13		67	4	.3	161	7.2
Aug. 7	9.46	11		50	14	32		196	0	22	46	.9	.4	--	272	.37		182	22	1.0	494	7.9
Sept. 4	22.4	40		50	13	38		193	0	20	56	1.1	.7	--	314	.43		178	20	1.2	527	7.3
8-1178.2 Bucks Bayou near Bay City																						
Nov. 29, 1967	2.60	22		64	26	166	--	334	0	96	178	.7	.0	--	717	.98		266	0	4.4	1,230	7.6
Jan. 22, 1968	164	--		--	--	--	--	--	--	--	--	--	--	--	--	--		--	--	--	--	--
Apr. 16,	1.01	--		--	--	--	--	--	--	153	222	--	--	--	--	--		--	--	--	1,480	--
May 16	24.0	17		26	6.0	15	--	84	0	20	17	1.0	7.5	--	150	.20		90	21	.7	248	7.4
June 27	138	18		22	5.2	14		88	0	11	14	1.0	2.0	--	130	.18		76	4	.7	216	7.0
Aug. 7	15.4	17		60	17	52		232	0	35	74	1.0	.2	--	370	.50		220	30	1.5	649	7.5
8-1178.4 Cottonwood Creek near Bay City																						
Nov. 29, 1967	2.29	22		63	15	152		284	0	20	161	5.8	66	--	645	.88		218	0	4.5	1,110	6.7
Jan. 22, 1968	81.2	13		19	3.9	12		70	0	8.4	14	.1	5.0	--	109	.15		63	6	.7	185	7.3
Apr. 16	4.01	--		--	--	--	--	--	--	28	146	--	--	--	--	--		--	--	--	1,110	--
May 16	21.5	18		28	6.0	35		121	0	13	31	1.9	12	--	205	.28		95	0	1.6	355	7.5
June 27	62.7	20		24	4.7	11		87	0	8.8	14	.9	1.8	--	128	.17		79	8	.5	209	7.5
Aug. 7	8.63	16		54	14	78		234	0	23	86	2.2	22	--	410	.56		192	0	2.4	713	7.6
8-1178.6 Liveoak Slough near Bay City																						
Jan. 22, 1968	78.3	12		19	3.6	6.5		69	0	5.2	9.4	.1	1.2	--	91	.12		62	6	.4	157	7.3
Apr. 16	1.73	--		--	--	--	--	--	--	26	46	--	--	--	--	--		--	--	--	482	--
May 16	8.24	2.4		44	8.0	20		126	9	26	26	.9	2.2	--	200	.27		143	24	.7	358	8.5
June 26	124	14		32	5.2	11		113	0	11	12	.9	1.2	--	143	.19		101	9	.5	245	7.3
Aug. 7	8.29	10		48	14	34		187	0	25	50	.4	.2	--	274	.37		178	24	1.1	485	7.9
Sept. 4	38.7	--		--	--	--	--	--	--	--	--	--	--	--	--	--		--	--	--	--	--
8-1178.8 Big Boggy Creek near Wadsworth																						
Jan. 16, 1968	1.52	7.0		11	3.8	9.1		38	0	10	14	.1	1.6	--	76	.10		43	12	.6	142	7.0
Jan. 22	211	7.3		6.5	2.1	6.9		30	0	5.0	5.5	.4	1.4	--	50	.07		25	0	.6	87	6.9
Apr. 17	.37	--		--	--	--	--	--	--	15	20	--	--	--	--	--		--	--	--	240	--
May 17	10.8	16		18	4.6	10		70	0	7.0	12	1.1	2.0	--	105	.14		64	6	.5	179	6.9
June 26	135	16		16	3.9	6.2		58	0	4.6	10	.9	.8	--	87	.12		56	8	.4	145	7.3
Aug. 7	20.6	10		46	14	28		170	0	22	49	.9	.2	--	254	.35		172	33	.9	465	7.3
Mar. 13, 1969	.58	--		--	--	--	--	--	--	--	31	--	2.4	--	--	--		--	--	--	286	--

See footnotes at end of table.

TABLE 16.-MISCELLANEOUS WATER-QUALITY AND STREAMFLOW RECORDS, WATER YEARS 1959-69--Continued

(Results in milligrams per liter except as indicated)

Date of collection	Discharge (cfs)	Silica (SiO_2)	Iron (Fe)	Calcium (Ca)	Magnesium (Mg)	Sodium (Na)	Potassium (K) a/	Bicarbonate (HCO_3)	Carbonate (CO_3)	Sulfate (SO_4)	Chloride (Cl)	Fluoride (F)	Nitrate (NO_3)	Boron (B)	Dissolved solids (Calculated) Milligrams per liter	Dissolved solids (Calculated) Tons per acre-foot	Dissolved solids (Calculated) Tons per day	Hardness as $CaCO_3$ Calcium, Magnesium	Hardness as $CaCO_3$ Noncarbonate	Sodium adsorption ratio	Specific conductance (micromhos at 25°C)	pH
TRIBUTARIES TO LAVACA-TRES PALACIOS ESTUARY																						
8-1625.3 Little Robbins Slough near Matagorda																						
Mar. 13, 1969	0.69	--		--	--	--	--	--	--	--	202	--	1.8	--	--	--		--	--	--	1,040	--
July 22	b20	--		--	--	--	--	--	--	--	70	--	.4	--	--	--		--	--	--	512	--
Aug. 19	21.2	--		--	--	--	--	--	--	--	111	--	.2	--	--	--		--	--	--	773	--
8-1626 Tres Palacios Creek near Midfield																						
Sept. 12, 1967	38.1	40		48	15	60	5.0	247	0	12	72	0.6	.8	--	347	0.47		182	0	1.9	615	7.7
Feb. 6, 1968	28.3	12		47	12	80		185	0	16	119	.6	3.0	--	381	.52		167	16	2.7	701	7.8
May 2	50.9	16		42	11	35		167	0	15	50	.5	1.4	--	253	.34		150	13	1.2	453	7.4
July 24	101	19		44	12	40		182	0	15	56	.4	.4	--	276	.38		159	10	1.4	493	7.3
Mar. 13, 1969	24.2	--		--	--	--	--	--	--	--	96	--	4.6	--	--	--		--	--	--	644	--
July 22	b60	--		--	--	--	--	--	--	--	89	--	.3	--	--	--		--	--	--	683	--
Aug. 19	8.57	--		--	--	--	--	--	--	--	128	--	.1	--	--	--		--	--	--	904	--
1 Juanita Creek near Midfield																						
Feb. 21, 1968	b20	9.6		36	10	129	4.4	153	0	11	195	.5	2.5	0.15	473	.64		132	6	4.9	905	7.5
8-1626.5 Cashes Creek near Blessing																						
Mar. 13, 1969	1.21	--		--	--	--	--	--	--	--	144	--	1.8	--	--	--		--	--	--	897	--
July 22	4.68	--		--	--	--	--	--	--	--	104	--	.4	--	--	--		--	--	--	745	--
Aug. 19	.09	--		--	--	--	--	--	--	--	170	--	.5	--	--	--		--	--	--	1,100	--
8-1626.7 Turtle Creek near Palacios																						
Mar. 12, 1969	.57	--		--	--	--	--	--	--	--	81	--	.0	--	--	--		--	--	--	506	--
July 22	b15	--		--	--	--	--	--	--	--	99	--	.3	--	--	--		--	--	--	659	--
Aug 19	1.18	--		--	--	--	--	--	--	--	146	--	.3	--	--	--		--	--	--	996	--
8-1627 East Carancahua Creek near Blessing																						
Sept. 12, 1967	12.0	46		43	19	101	5.0	285	0	12	115	.8	.5	--	482	.66		186	0	3.2	800	7.6
Feb. 6, 1968	11.7	10		32	12	39		143	0	17	54	.4	1.3	--	236	.32		129	12	1.5	425	7.7
May 21	36.2	20		28	8.6	38		133	0	11	46	.4	.8	--	218	.30		105	0	1.6	380	7.5
July 24	73.8	20		30	10	36		145	0	9.6	45	.4	.4	--	222	.30		116	0	1.5	387	7.9
8-1628 West Carancahua Creek near LaWard																						
Sept. 12, 1967	11.0	50		70	19	67	7.4	284	0	13	113	.5	.8	--	481	.65		252	20	1.8	798	7.6
Feb. 6, 1968	1.87	9.6		31	6.8	38	--	121	0	11	53	.4	1.2	--	211	.29		105	6	1.6	388	7.4
Feb. 21	8.8	9.0		24	5.2	25	6.2	94	0	12	36	.6	2.4	.04	167	.23		81	4	1.2	289	7.0
May 21	7.97	23		32	6.8	20	--	137	0	6.6	21	.6	1.0	--	178	.24		108	0	.8	296	7.6
July 24	61.1	20		30	7.0	21	--	115	0	6.2	34	.3	.3	--	176	.24		104	9	.9	306	7.3

See footnotes at end of table.

TABLE 16.-MISCELLANEOUS WATER-QUALITY AND STREAMFLOW RECORDS, WATER YEARS 1959-69--Continued

(Results in milligrams per liter except as indicated)

Date of collection	Discharge (cfs)	Silica (SiO_2)	Iron (Fe)	Calcium (Ca)	Magnesium (Mg)	Sodium (Na)	Potassium (K) a/	Bicarbonate (HCO_3)	Carbonate (CO_3)	Sulfate (SO_4)	Chloride (Cl)	Fluoride (F)	Nitrate (NO_3)	Boron (B)	Dissolved solids (Calculated): Milligrams per liter	Dissolved solids (Calculated): Tons per acre-foot	Dissolved solids (Calculated): Tons per day	Hardness as $CaCO_3$: Calcium, Magnesium	Hardness as $CaCO_3$: Noncarbonate	Sodium adsorption ratio	Specific conductance (micromhos at 25°C)	pH
TRIBUTARIES TO LAVACA-TRES PALACIOS ESTUARY--continued																						
8-1629 Kellers Creek near LaWard																						
Sept. 13, 1967	0.32	67		40	13	43	6.4	223	0	5.2	43	0.5	0.5	--	329	0.45		154	0	1.5	480	7.7
Feb. 6, 1968	.17		.6	18	4.0	9.5	--	70	3	4.4	10	.3	.2	--	84	.11		61	0	.5	165	8.4
May 21	.25	12		27	6.2	18	--	125	0	4.0	16	.4	1.8	--	146	.20		93	0	.8	266	7.1
July 24	.60	13		21	4.6	21	--	98	0	2.4	24	.4	.4	--	135	.18		71	0	1.1	244	7.5
8-1630 Huisache Creek near Lolita																						
Sept. 13, 1967	.05	15		34	7.6	124	6.5	211	0	21	135	1.3	6.2	--	455	.62		116	0	5.0	835	7.6
Feb. 6, 1968	.21	--		--	--	--	--	--	--	--	--	--	--	--	--	--		--	--	--	--	--
May 21	.86	16		16	3.8	13	--	80	0	1.0	9.7	.6	1.4	--	100	.14		56	0	.8	172	7.5
July 24	1.33	15		16	4.2	12	--	78	0	2.6	10	.9	.8	--	100	.14		57	0	.7	170	7.0
8-1645.1 West Mustang Creek near Ganado																						
Aug. 24, 1967	1160	30		32	6.1	25	7.3	108	0	9.6	48	.3	1.0	--	212	.29		105	16	1.1	351	6.9
Sept. 12	61.8	46		60	12	46	5.5	200	0	16	88	.4	.5	--	372	.51		199	35	1.4	609	7.8
Sept. 24	3940	15		13	2.7	7.1	3.5	51	0	4.0	11	.2	.2	--	82	.11		44	2	.5	125	7.0
Oct. 25	34.4	19		25	4.2	14	4.8	93	0	7.6	22	.2	--	--	143	.19		80	3	.7	234	7.2
Nov. 21	4.53	--		--	--	--	--	--	--	--	--	--	--	--	--	--		--	--	--	--	--
Dec. 29	.38	15		41	6.6	30	--	116	0	24	49	--	7.2	--	230	.31		129	34	1.1	416	7.4
8-1647 Arenosa Creek near Inez																						
Oct. 27, 1960	--	5.3		3.2	1.3	2.3	1.7	16	0	.2	4.0	.1	.2	--	26	.04		13	0	.3	40	6.2
Sept. 13, 1961	--	7.9		6.1	1.4	6.7	3.4	30	0	2.4	8.2	.1	.0	--	51	.07		21	0	.6	78	6.1
Apr. 21, 1965	40.1	13		27	7.0	52	--	127	0	22	57	.5	1.8	--	242	.33		96	0	2.3	436	6.7
June 29	4.24	24		34	9.0	60	--	168	0	11	73	.4	.8	--	295	.40		122	0	2.4	524	6.6
Nov. 15	12.4	9.6		16	5.4	20	--	88	0	7.2	18	.3	.5	--	120	.16		62	0	1.1	220	6.3
Jan. 26, 1966	40.0	7.0		7.7	2.9	9.9	3.5	39	0	8.6	10	.2	.8	--	70	.10		31	0	.8	116	6.3
Mar. 9	.82	15		46	9.0	47	4.6	200	0	3.8	64	.3	.2	--	288	.39		152	0	1.7	523	7.2
May 11	91.7	16		13	2.5	10	3.5	58	0	3.6	11	.2	1.0	--	90	.12		43	0	.7	141	6.7
Dec. 7	.01	38		84	18	95	4.1	438	0	14	84	.4	.2	--	553	.75		284	0	2.5	925	7.5
Oct. 25, 1967	12.6	26		28	6.4	40	4.0	138	0	5.6	49	.2	1.8	--	229	.31		96	0	1.8	385	7.5
Nov. 21	.93	21		47	9.9	62	--	210	0	5.2	81	.4	.7	--	330	.45		158	0	2.1	588	7.5
Dec. 28	.13	29		72	15	96	--	322	0	4.0	128	.4	.7	--	503	.68		241	0	2.7	887	7.7
Jan. 1, 1968	--	--		22	4.7	--	--	98	0	--	29	--	--	--	--	--		74	0	--	305	7.6
Feb. 19	250	7.0		8.0	2.1	7.8	2.9	28	0	6.0	10	.3	2.6	0.04	61	.08		29	6	.6	92	7.1
Apr. 1	8.75	17		58	14	113	--	294	0	31	121	.4	3.5	--	503	.68		202	0	3.5	895	7.5
May 13	2860	4.6		5.0	1.5	3.5	--	24	0	.4	3.7	.1	1.0	--	32	.04		19	0	.3	60	6.4
June 21	306	12		13	3.8	23	--	68	0	7.0	23	.2	1.3	--	116	.16		48	0	1.4	203	6.7
July 24	18.2	25		39	9.8	67	--	196	0	11	78	.3	.7	--	327	.44		138	0	2.5	577	7.2
March 12, 1969	6.30	--		--	--	--	--	--	--	--	64	--	1.7	--	--	--		--	--	--	482	--
July 22	3.2	--		--	--	--	--	--	--	--	146	--	.6	--	--	--		--	--	--	932	--
Aug. 19	1.16	--		--	--	--	--	--	--	--	192	--	.0	--	--	--		--	--	--	1,220	--

See footnotes at end of table.

TABLE 16.-MISCELLANEOUS WATER-QUALITY AND STREAMFLOW RECORDS, WATER YEARS 1959-69--Continued

(Results in milligrams per liter except as indicated)

Date of collection	Discharge (cfs)	Silica (SiO_2)	Iron (Fe)	Calcium (Ca)	Magnesium (Mg)	Sodium (Na)	Potassium (K) a/	Bicarbonate (HCO_3)	Carbonate (CO_3)	Sulfate (SO_4)	Chloride (Cl)	Fluoride (F)	Nitrate (NO_3)	Boron (B)	Dissolved solids (Calculated): Milligrams per liter	Dissolved solids (Calculated): Tons per acre-foot	Dissolved solids (Calculated): Tons per day	Hardness as $CaCO_3$: Calcium, Magnesium	Hardness as $CaCO_3$: Noncarbonate	Sodium adsorption ratio	Specific conductance (micromhos at 25°C)	pH
TRIBUTARIES TO LAVACA-TRES PALACIOS ESTUARY--continued																						
8-1650 Garcitas Creek near Inez																						
Apr. 20, 1965	1.10	5.2		32	7.8	72	--	154	0	23	83	0.5	0.2	--	300	0.41		112	0	3.0	549	7.3
May 21	43.3	14		15	2.3	15	--	66	0	4.2	14	.2	.5	--	97	.13		47	0	1.0	157	7.0
Nov. 15	7.65	17		21	3.8	15	--	87	0	5.6	15	.4	1.5	--	122	.17		68	0	.8	206	6.4
Jan 26, 1966	38.4	8.6		7.2	1.8	8.6	2.5	32	0	6.2	9.2	.2	.2	--	60	.08		25	0	.7	97	6.3
May 11	37.2	--		--	--	--	--	90	0	11	--	--	--	--	--	--		77	3	--	204	6.9
June 17	.25	23		64	8.3	36	2.1	220	0	32	44	.4	.2	--	318	.43		194	13	1.1	536	7.5
Oct. 25, 1967	6.79	23		54	5.5	24	2.4	164	0	32	29	.3	.8	--	252	.34		157	23	.8	410	7.5
Nov. 21	1.81	17		49	4.8	26	--	152	0	23	35	.3	.3	--	230	.31		142	17	.9	397	7.3
Dec. 28	.31	19		58	8.0	35	--	171	0	47	45	.3	.1	--	296	.40		178	38	1.1	501	7.9
Jan. 31, 1968	6.84	--		42	4.8	--	--	135	0	--	27	--	--	--	--	--		125	14	--	368	7.5
Apr. 9	3.83	16		66	8.2	47	--	206	0	43	60	.3	.4	--	342	.47		198	29	1.5	579	7.3
May 13	971	6.8		7.8	1.5	1.9	--	29	0	.6	2.9	.1	1.3	--	37	.05		26	2	.2	67	6.7
June 21	151	10		14	2.5	8.7	--	54	0	4.8	9.6	.2	1.0	--	78	.11		45	1	.6	134	6.6
July 24	5.70	26		64	6.6	25	--	206	0	30	29	.3	.4	--	282	.38		187	18	.8	465	7.3
2 Lone Tree Creek near Dacosta																						
Feb. 19, 1968	38.4	9.6		13	2.6	13	3.9	44	0	8.6	13	.6	9.0	0.07	95	.13		43	7	.9	138	7.0
8-1648 Placedo Creek near Placedo																						
Sept. 13, 1967	.56	27		71	11	226	6.8	198	0	12	385	.7	2.8	--	839	1.14		222	60	6.6	1,530	7.3
Feb. 6, 1968	1.11	18		150	22	271		229	0	36	585	.3	3.3	--	1,200	1.63		464	277	5.5	2,270	7.5
May 21	8.89	15		61	8.7	97		129	0	13	197	.2	2.0	--	457	.62		188	82	3.1	876	7.3
July 25	1.59	26		194	28	360		273	0	26	800	.4	2.2	--	1,570	2.14		599	376	6.4	2,900	7.5
8-168.5 Chocolate Bayou near Port Lavaca																						
Sept. 13, 1967	1.97	34		30	4.5	25	7.2	113	0	.4	41	.6	1.5	--	200	.27		94	1	1.1	321	7.3
Feb. 7, 1968	.75	--		--	--	--	--	--	--	--	--	--	--	--	--	--		--	--	--	--	--
Feb. 19	45.6	15		18	3.2	12	4.3	42	0	13	12	.5	28	.05	127	.17		58	24	.7	190	7.0
May 22	8.04	24		20	3.3	12		72	0	1.2	19	.2	2.3	--	117	.16		63	4	.7	198	6.8
July 25	2.27	--		--	--	--	--	--	--	--	--	--	--	--	--	--		--	--	--	--	--
8-1649 East Coloma Creek near Port Lavaca																						
March 12, 1969	.26	--		--	--	--	--	--	--	--	2,500	--	.2	--	c4,700	6.39		--	--	--	8,640	--
July 22	b20	--		--	--	--	--	--	--	--	92	--	.4	--	--	--		--	--	--	714	--
Aug 20	10.2	--		--	--	--	--	--	--	--	144	--	.4	--	--	--		--	--	--	1,050	--
8-1649.1 West Coloma Creek near Seadrift																						
March 12, 1969	.35	--		--	--	--	--	--	--	--	2,050	--	1.6	--	3,920	5.33		--	--	--	7,210	--
July 23	b20	--		--	--	--	--	--	--	--	102	--	.2	--	--	--		--	--	--	771	--
Aug. 20	21.1	--		--	--	--	--	--	--	--	130	--	.0	--	--	--		--	--	--	945	--

See footnotes at end of table.

TABLE 16.-MISCELLANEOUS WATER-QUALITY AND STREAMFLOW RECORDS, WATER YEARS 1959-69--Continued

(Results in milligrams per liter except as indicated)

Date of collection	Discharge (cfs)	Silica (SiO_2)	Iron (Fe)	Calcium (Ca)	Magnesium (Mg)	Sodium (Na)	Potassium (K) a/	Bicarbonate (HCO_3)	Carbonate (CO_3)	Sulfate (SO_4)	Chloride (Cl)	Fluoride (F)	Nitrate (NO_3)	Boron (B)	Dissolved solids (Calculated): Milligrams per liter	Dissolved solids (Calculated): Tons per acre-foot	Dissolved solids (Calculated): Tons per day	Hardness as $CaCO_3$: Calcium, Magnesium	Hardness as $CaCO_3$: Noncarbonate	Sodium adsorption ratio	Specific conductance (micromhos at 25°C)	pH
TRIBUTARY TO GUADALUPE ESTUARY																						
3 Guadalupe River near Tivoli																						
Oct. 1, 1967	23,300	11	--	--	--	--	--	122	0	11	63	--	--	--	--	--		108	8	--	231	7.5
TRIBUTARIES TO MISSION-ARANSAS ESTUARY																						
8-1889 Artesian Creek near Tivoli																						
Sept. 14, 1967	12.0	46		39	3.9	18	7.4	148	0	19	9.8	0.5	3.0	--	220	0.30		113	0	0.7	305	7.3
Feb. 7, 1968	.80	12		36	4.5	53		148	0	37	43	.4	2.4	--	261	.35		108	0	2.2	449	7.8
May 22	34.7	30		30	2.6	6.6		108	0	.6	6.4	.1	1.8	--	131	.18		86	0	.3	204	7.2
July 25	.69	18		34	3.4	24		124	0	23	15	.3	3.7	--	182	.25		99	0	1.0	293	7.1
8-1889.5 Salt Creek near Refugio																						
Sept. 14, 1967	8.41	49		24	4.2	10	6.2	106	0	.4	8.2	.4	1.5	--	156	.21		77	0	.5	198	7.1
Feb. 7, 1968	.11	3.2		35	5.4	23		130	0	5.4	32	.1	2.8	--	171	.23		110	3	1.0	328	7.3
May 22	18.1	--		--	--	--	--	72	0	12	--	--	--	--	--	--		56	0	--	164	6.8
July 25	5.89	23		16	3.3	7.2		68	0	.8	7.9	.1	1.5	--	93	.13		53	0	.4	140	7.1
8-1889.6 Copano Creek near Refugio																						
Sept. 14, 1967	20.9	35		12	2.6	21	6.1	66	0	5.2	23	.5	1.8	--	139	.19		41	0	1.4	204	7.0
Feb. 7, 1968	3.28	8.2		16	3.8	43		73	0	24	43	.2	2.6	--	177	.24		56	0	2.5	314	6.7
May 22	132	--		--	--	--	--	40	0	--	41	--	--	--	--	--		34	1	--	215	6.5
July 26	15.0	17		12	2.7	18		51	0	6.6	21	.1	2.0	--	104	.14		41	0	1.2	172	6.7
8-1895.1 Sous Creek near Woodsboro																						
Sept. 15, 1967	1.26	2.1		25	3.8	14	6.8	89	0	5.8	25	.4	1.2	--	147	.20		78	5	.7	239	7.0
Feb. 7, 1968	.12	17		200	70	553		250	0	179	1,130	.2	4.3	--	2,280	3.10		787	582	8.6	3,440	7.2
May 22	16.4	17		28	4.7	24		95	0	10	36	.1	2.4	--	169	.23		89	11	1.1	292	7.1
July 26	2.73	17		48	7.9	46		150	0	18	77	.2	1.5	--	290	.39		152	30	1.6	518	7.2
8-1896.2 Melon Creek near Refugio																						
Sept. 24, 1967	10.2	22		22	3.3	21	4.6	98	0	.8	25	.4	1.5	--	149	.20		68	0	1.1	244	7.2
Feb. 7, 1968	4.94	10		25	4.2	33		107	0	9.6	36	.1	2.4	--	173	.24		80	0	1.6	311	6.9
May 22	96.8	14		10	2.3	12		42	0	.8	17	.1	2.2	--	79	.11		34	0	.9	144	6.7
July 26	34.8	--		--	--	--	--	60	0	--	17	--	--	--	--	--		46	0	--	163	6.7
8-1897 Aransas River near Skidmore																						
Nov. 28, 1961	.30	9.8		27	7.3	518	--	564	0	37	508	2.0	1.5	--	1,390	1.89		98	0	23	2,440	7.9
Jan. 3, 1962	.53	4.4		25	6.4	431	--	462	14	33	415	1.6	.2	--	1,160	1.58		89	0	20	2,090	8.3
Jan. 30	b.4	1.6		24	7.8	511	--	490	28	39	500	1.8	6.7	--	1,360	1.85		92	0	23	2,450	8.5
Sept. 26	1.56	16		49	6.6	191	--	344	0	15	188	.6	.5	--	c675	.92		150	0	6.8	1,110	7.2
Jan. 10, 1963	b.7	81		36	5.3	124	--	218	0	15	132	.5	1.2	--	429	.58		112	0	5.1	792	7.0
Mar. 21	.45	3.6		22	7.7	440	--	490	0	30	430	1.4	1.8	--	1,180	1.60		86	0	21	2,100	8.0
Oct.9	30	14		31	4.5	62	--	182	0	6.0	52	.3	1.8	--	261	.35		96	0	2.8	482	6.6
Dec. 18	2.17	8.8		25	.6	64	--	148	0	5.8	52	.3	2.2	--	232	.32		65	0	3.4	430	6.8

See footnotes at end of table.

TABLE 16.-MISCELLANEOUS WATER-QUALITY AND STREAMFLOW RECORDS, WATER YEARS 1959-69--Continued

(Results in milligrams per liter except as indicated)

Date of collection	Discharge (cfs)	Silica (SiO_2)	Iron (Fe)	Calcium (Ca)	Magnesium (Mg)	Sodium (Na)	Potassium (K) a/	Bicarbonate (HCO_3)	Carbonate (CO_3)	Sulfate (SO_4)	Chloride (Cl)	Fluoride (F)	Nitrate (NO_3)	Boron (B)	Dissolved solids (Calculated): Milligrams per liter	Dissolved solids (Calculated): Tons per acre-foot	Dissolved solids (Calculated): Tons per day	Hardness as $CaCO_3$: Calcium, Magnesium	Hardness as $CaCO_3$: Noncarbonate	Sodium adsorption ratio	Specific conductance (micromhos at 25°C)	pH
TRIBUTARIES TO MISSION-ARANSAS ESTUARY--continued																						
8-1897 Aransas River near Skidmore--continued																						
Feb. 26, 1964	3.75	6.1		16	8.0	354	9.7	393	0	28	355	1.2	3.0	--	986	1.34		73	0	18	1,800	7.9
July 20	201	8.8		20	2.0	22	--	90	0	3.6	20	.2	.2	--	121	.16		58	0	1.3	221	6.6
July 20	130	9.4		21	2.8	57	--	131	0	7.6	51	.2	.2	--	213	.29		64	0	3.1	377	6.7
July 20	75.3	10		23	2.6	93	--	156	0	11	91	.3	1.5	--	309	.42		68	0	4.9	565	6.7
July 21	20.8	12		19	4.0	109	--	172	0	9.4	104	.4	2.8	--	346	.47		64	0	5.9	637	7.9
Nov. 24	b.08	.8		32	8.0	405	--	484	0	40	392	1.1	.5	--	1,120	1.52		113	0	17	1,950	7.7
Feb. 2, 1965	.3	11		13	7.7	245	--	301	0	22	230	.9	.5	--	678	.92		64	0	13	1,230	7.6
Apr. 13	5.11	16		30	5.3	115	--	236	0	7.8	102	.4	.2	--	393	.53		97	0	5.1	723	7.0
May 11	451	6.4		34	2.0	16	--	129	0	5.4	10	.2	2.2	--	139	.19		93	0	.7	255	7.0
May 13	15.8	2.6		23	3.0	102	--	170	0	13	96	.4	2.8	--	327	.44		70	0	5.3	614	7.0
May 21	51.8	13		27	2.1	13	--	111	0	3.6	5.0	.1	2.5	--	121	.16		76	0	.6	206	6.5
Jan. 11, 1966	.80	10		32	4.6	156	7.9	247	0	22	150	.4	12	--	516	.70		99	0	6.8	939	7.2
Feb. 15	3.37	2.2		23	5.4	290	8.5	336	0	26	290	.7	13	--	824	1.12		80	0	14	1,530	7.4
Apr. 21	3.03	6.2		30	7.7	567	13	604	0	34	558	1.4	1.8	--	1,520	2.07		100	0	24	2,700	7.4
Apr. 22	24.8	11		20	1.5	30	4.6	93	0	7.0	28	.3	1.5	--	150	.20		56	0	1.7	269	6.5
Apr. 25	5,430	19		22	1.5	14	4.4	89	0	4.0	12	.2	1.8	--	123	.17		61	0	.8	202	6.7
Apr. 26	397	9.1		29	1.8	7.2	5.8	107	0	.6	4.6	.2	.5	--	112	.15		80	0	.3	201	6.7
May 6	2,020	8.9		20	1.1	3.8	4.4	78	0	.0	2.3	.1	.2	--	79	.11		54	0	.2	135	7.0
May 7	259	11		24	1.7	8.0	5.2	96	0	2.8	5.3	.2	.2	--	105	.14		67	0	.4	177	7.3
Feb. 3, 1967	.93	2.7		18	5.9	470	13	508	0	30	460	1.6	6.6	--	1,260	1.71		70	0	24	2,250	8.1
Mar. 8	.67	5.2		18	7.5	562	16	604	0	38	543	2.1	4.0	--	1,490	2.03		76	0	28	2,670	7.7
Apr. 12	.25	18		25	7.4	677	18	698	0	40	670	--	5.8	--	1,800	2.45		93	0	31	3,140	7.7
May 17	3.64	21		20	7.1	556	17	614	0	40	550	3.5	2.2	--	1,520	2.07		79	0	27	2,670	7.8
July 26	1.65	11		22	2.4	15	6.4	98	0	3.2	14	.3	.2	--	122	.17		65	0	.8	207	7.4
Aug. 30	1.81	16		32	2.6	31	6.1	145	0	3.0	23	.4	1.8	--	187	.25		91	0	1.4	307	7.7
Sept. 25	59.8	18		38	3.2	45	6.0	178	0	5.2	41	.5	1.8	--	247	.34		108	0	1.9	420	7.4
Sept. 26	37.3	19		46	3.8	74	6.5	216	7	7.0	71	.7	1.5	--	342	.47		130	0	2.8	577	8.3
Oct. 5	14.2	29		66	6.5	175	7.6	370	0	17	182	1.2	2.0	--	668	.91		191	0	5.5	1,150	7.9
Oct. 19	17.6	20		47	4.4	70	5.8	208	0	11	77	.5	2.2	--	340	.46		136	0	2.6	588	8.0
Nov.8	6.06	28		73	8.2	189	--	382	0	23	204	1.1	.2	--	714	.97		216	0	5.6	1,230	7.6
Jan. 16, 1968	1.89	--		57	9.6	--	--	534	0	--	455	--	--	--	--	--		182	0	--	2.230	7.7
Jan. 25	3.21	--		--	--	--	--	264	0	--	215	--	--	--	--	--		128	0	--	1,160	7.4
Mar. 28	1.44	--		--	--	--	--	432	0	--	382	--	--	--	--	--		151	0	--	1,900	7.9
June 6	22.2	--		--	--	--	--	92	2	--	12	--	--	--	--	--		77	0	--	203	7.1
July 11	3.26	--		--	--	--	--	184	0	--	68	--	--	--	--	--		126	0	--	534	7.1
4 Aransas River near Papalote																						
Nov. 28, 1961	.07	32		131	46	229		225	0	74	532	.4	1.2	--	1,160	1.58		516	332	4.4	2,080	7.5
Jan. 3, 1962	.11	38		136	46	239		244	0	81	540	.5	.2	--	1,200	1.63		528	328	4.5	2,200	7.4

See footnotes at end of table.

TABLE 16.-MISCELLANEOUS WATER-QUALITY AND STREAMFLOW RECORDS, WATER YEARS 1959-69--Continued

(Results in milligrams per liter except as indicated)

Date of collection	Discharge (cfs)	Silica (SiO_2)	Iron (Fe)	Calcium (Ca)	Magnesium (Mg)	Sodium (Na)	Potassium (K) a/	Bicarbonate (HCO_3)	Carbonate (CO_3)	Sulfate (SO_4)	Chloride (Cl)	Fluoride (F)	Nitrate (NO_3)	Boron (B)	Dissolved solids (Calculated) Milligrams per liter	Dissolved solids (Calculated) Tons per acre-foot	Dissolved solids (Calculated) Tons per day	Hardness as $CaCO_3$ Calcium, Magnesium	Hardness as $CaCO_3$ Noncarbonate	Sodium adsorption ratio	Specific conductance (micromhos at 25°C)	pH
TRIBUTARIES TO MISSION-ARANSAS ESTUARY--continued																						
5 Papalote Creek near Skidmore																						
May 3, 1959	--	30		80	9.5	25		313	0	6.4	20	0.3	0.2	--	325	0.44		238	0	0.7	553	7.1
6 Aransas River near Sinton																						
Mar. 14, 1959	--	11		40	8.2	89		125	0	16	146	.2	3.0	--	374	.51		134	31	3.4	720	6.9
Sept. 14, 1961	--	15		18	2.6	13		77	0	4.6	10	.4	2.0	--	104	.14		56	0	.8	173	6.4
8-1897.1 Chiltipin Creek above sewage outfall at Sinton																						
Sept. 18, 1967	2.81	18		2,160	346	21,400	92	104	0	264	38,500	--	--	--	62,800	87.29		6,810	6,730	--	88,600	6.6
Feb. 7, 1968	3.15	--		2,300	382	--	--	126	0	--	41,500	--	--	--	--	--		7,310	7,210	--	79,900	7.1
May 22	24.1	--		310	48	--	--	68	0	--	5,080	--	--	--	--	--		971	916	--	14,300	6.9
July 26	3.08	--		--	--	--	--	118	0	--	32,200	--	--	--	--	--		6,050	5,950	--	58,900	6.8
8-1897.2 Chiltipin Creek below sewage outfall at Sinton																						
Sept. 14, 1961	--	25		56	12	469		74	0	8.8	805	0.3	2.5	--	1,410	1.92		189	128	15	2,660	6.3
Sept. 18, 1967	3.67	19		1,530	238	15,000	71	169	0	168	26,400	--	--	--	43,500	60.03		4,780	4,590	--	65,100	6.6
Feb. 7, 1968	4.07	--		1,080	174	--	--	190	0	--	18,900	--	--	--	--	--		3,410	3,250	--	43,900	7.4
May 22	25.0	--		325	52	--	--	70	0	--	5,350	--	--	--	--	--		1,020	968	--	14,900	7.0
July 26	4.20	--		--	--	--	--	126	0	--	24,000	--	--	--	--	--		4,850	4,750	--	47,500	6.7
Oct. 1	4.61	--		1,440	236	--	--	174	0	140	25,200	--	--	--	--	--		4,560	4,420	--	65,000	6.6
Oct. 3	4.41	19		1,400	216	13,200		170	0	176	23,200	--	--	--	38,300	52.85		4,380	4,240	--	60,700	7.7
Nov. 26	4.24	22		1,950	308	19,500		188	0	185	34,200	--	--	--	56,300	77.69		6,130	5,980	--	84,300	7.1
Dec. 31	3.02	21		1,210	192	12,300		230	0	142	21,400	--	--	--	35,400	48.85		3,810	3,620	--	56,300	7.0
Feb. 7, 1969	3.43	--		1,520	234	--	--	296	0	128	26,400	--	--	--	--	--		4,760	4,510	--	67,600	6.9
TRIBUTARY TO NUECES ESTUARY																						
7 Nueces River near Calallen																						
Sept. 27, 1967	--	9.9		31	1.6	8.0	4.6	104	0	13	3.8	.3	.8	0.06	124	.17		84	0	.4	198	7.1
Sept. 28	100,000	11		29	1.4	8.5	4.9	95	0	13	5.2	.3	1.0	.08	122	.17		78	0	.4	195	7.2
Oct. 2	26,300	12		34	2.0	12	5.3	119	0	13	7.0	.3	1.0	.08	146	.20		93	0	.5	237	7.3
TRIBUTARIES TO LAGUNA MADRE ESTUARY																						
8-2120.2 San Fernando Creek at Kingsville																						
Sept. 14, 1961	--	18		36	7.6	399	--	256	0	274	348	.9	1.0	--	1,210	1.65		122	0	16	2,130	6.9
Nov. 1	4.23	17		80	34	748	--	362	0	596	740	1.1	.5	--	2,390	3.25		340	43	18	3,870	6.7
Nov. 7	b1	18		78	34	666	--	361	0	462	710	1.1	.2	--	2,150	2.92		334	38	16	3,520	6.8
Dec. 4	1.86	15		72	18	705	--	502	0	275	768	1.2	1.0	--	2,100	2.86		254	0	19	3,530	7.6
Jan. 10, 1962	.13	9.0		62	20	790	--	432	0	314	900	1.2	.5	--	2,310	3.14		237	0	22	3,850	7.4
Feb. 1	b.3	2.3		64	19	777	--	437	0	326	870	1.2	.0	--	2,270	3.09		238	0	22	3,900	7.6
Sept. 10	b.05	17		56	19	270	--	368	0	128	260	.1	2.0	--	934	1.27		218	0	7.9	1,630	6.9
Sept. 11	1,270	12		31	3.5	17	--	126	0	8.8	10	--	2.0	--	146	.20		92	0	.8	261	7.2
July 21, 1964	170	14		30	3.7	62	--	147	0	31	50	.4	.2	--	263	.36		90	0	2.8	461	6.6
July 21	170	14		31	4.5	52	--	146	0	28	42	.4	.2	--	244	.33		96	0	2.3	427	6.4
Nov. 24	1.89	16		196	23	746	--	430	0	844	690	--	.5	--	2,730	3.71		584	231	13	4,010	7.2
Apr. 1, 1965	110	15		48	5.8	76	--	152	0	56	86	.3	4.0	--	366	.50		144	20	2.8	650	7.1
Apr. 2	55.5	12		42	5.1	75	--	127	0	52	90	.3	2.2	--	341	.46		126	22	2.9	606	6.8
May 2, 1966	1,400	11		42	3.1	11	6.9	160	0	6.8	6.3	.1	3.0	--	169	.23		118	0	.4	302	6.9
Sept. 6, 1967	164	16		30	3.1	63	7.0	218	0	15	22	.8	3.0	--	267	.36		88	0	2.9	439	7.8

See footnotes at end of table.

TABLE 16.-MISCELLANEOUS WATER-QUALITY AND STREAMFLOW RECORDS, WATER YEARS 1959-69--Continued

(Results in milligrams per liter except as indicated)

Date of collection	Discharge (cfs)	Silica (SiO_2)	Iron (Fe)	Calcium (Ca)	Magnesium (Mg)	Sodium (Na)	Potassium (K) a/	Bicarbonate (HCO_3)	Carbonate (CO_3)	Sulfate (SO_4)	Chloride (Cl)	Fluoride (F)	Nitrate (NO_3)	Boron (B)	Dissolved solids (Calculated): Milligrams per liter	Dissolved solids (Calculated): Tons per acre-foot	Dissolved solids (Calculated): Tons per day	Hardness as $CaCO_3$: Calcium, Magnesium	Hardness as $CaCO_3$: Noncarbonate	Sodium adsorption ratio	Specific conductance (micromhos at 25°C)	pH
TRIBUTARIES TO LAGUNA MADRE ESTUARY--continued																						
8-2120.2 San Fernando Creek at Kingsville--continued																						
Oct. 4, 1967	65	14		66	14	138	12	190	0	110	195	0.3	2.5	--	645	0.88		222	66	4.0	1,110	7.4
Oct. 10	16.8	19		72	10	188	14	306	0	122	195	1.0	4.8	--	776	1.06		220	0	5.5	1,290	8.2
Nov. 14	5.68	45		190	18	406	--	156	0	620	460	1.2	5.4	--	1,820	2.48		548	420	7.6	2,770	7.2
Dec. 20	3.13	39		143	17	679	--	266	0	576	770	--	.5	--	2,360	3.21		427	209	14	3,690	6.9
Feb. 1, 1968	3.73	--		66	6.2	--	--	652	0	--	482	--	--	--	--	--		190	0	--	2,900	7.2
May 10	733	14		40	6.4	56	--	192	0	28	40	1.7	2.0	--	282	.38		126	0	2.2	475	7.8
8-2123.5 Santa Gertrudis Creek near Kingsville																						
Nov. 1, 1961	.01	15		400	251	2,790	--	257	0	1,470	4,500	--	--	--	9,680	13.16		2,030	1,820	27	14,300	7.6
Nov. 6	b.05	16		440	263	2,900	--	314	0	1,540	4,700	--	--	--	10,000	13.60		2,180	1,920	27	14,700	7.0
Dec. 4	b.03	15		430	300	2,880	--	296	0	1,570	4,750	.6	--	--	10,100	13.74		2,310	2,060	26	15,200	6.8
Jan. 10, 1962	b.02	15		430	264	2,970	--	273	0	1,580	4,780	--	--	--	10,200	13.87		2,160	1,940	28	14,800	6.9
Feb. 1	b.01	--		--	--	--	--	149	0	--	5,620	--	--	--	--	--		2,640	2,520	--	17,400	7.6
Sept. 10	b.1	24		128	50	778	--	252	0	678	925	--	.2	--	2,710	3.69		525	318	15	3,740	7.0
July 21, 1964	b.05	15		640	424	3,880	--	228	0	1,850	6,850	--	--	--	13,800	18.77		3,340	3,150	--	19,700	6.7
Apr. 1, 1965	.01	24		1,300	925	7,960	--	400	0	3,840	14,200	--	--	--	28,400	38.62		6,920	6,720	--	39,600	7.0
May 2, 1966	2.94	--		--	--	--	--	--	--	--	--	--	--	--	--	--		--	--	--	13,500	--
Sept. 5, 1967	6.14	11		131	79	732	16	124	0	408	1,250	--	3.0	--	2,690	3.66		652	550	12	4,590	7.1
Oct. 4	21.0	24		123	52	415	20	161	0	288	730	--	4.2	--	1,740	2.37		521	389	7.9	3,020	7.3
Oct. 10	1.95	17		345	216	1,760	27	242	0	960	3,150	--	--	--	6,590	8.96		1,750	1,550	--	10,800	7.7
Nov. 14	.70	3.8		348	240	1,990	--	274	0	1,120	3,400	--	--	--	7,240	9.85		1,860	1,630	--	11,700	7.6
Dec. 21	.47	3.5		462	344	3,010	--	312	0	1,670	5,050	--	--	--	10,700	14.55		2,570	2,310	--	16,500	7.6
Feb. 1, 1968	.43	--		468	368	--	--	280	0	--	5,400	--	--	--	--	--		2,680	2,450	--	16,900	7.8
May 10	66.0	--		--	--	--	--	--	--	--	--	--	--	--	--	--		--	--	--	--	--
8-2123.6 Escondido Creek at Kingsville																						
Nov. 7, 1961	--	9.8		300	65	371	--	140	0	160	1,090	.4	4.5	--	2,070	2.82		1,020	902	5.0	3,790	6.5
Feb. 2, 1962	--	.8		148	49	556	--	216	0	522	750	.4	.0	--	2,130	2.90		571	394	10	3,490	7.2
May 2, 1966	0	--		--	--	--	--	--	--	--	--	--	--	--	--	--		--	--	--	--	--
Oct. 4, 1967	83.5	15		26	5.5	33	12	102	0	31	41	.2	1.8	--	216	.29		87	4	1.5	373	7.3
Oct. 10	28.6	15		36	7.7	50	13	123	0	43	70	.3	2.2	--	297	.40		121	21	2.0	513	7.6
Nov. 14	.03	4.9		238	68	467	--	252	0	286	980	2.7	2.7	--	2,170	2.95		874	667	6.9	3,780	7.7
Dec. 12	.32	5.4		328	121	839	--	215	0	516	1,720	--	1.8	--	3,640	4.95		1,320	1,140	10	6,100	7.5
Feb. 1, 1968	.10	--		490	188	--	--	274	0	--	2,560	--	--	--	--	--		2,000	1,770	--	8,720	7.5
May 10	112	--		--	--	--	--	78	0	--	81	--	--	--	--	--		116	52	--	467	7.0

See footnotes at end of table.

TABLE 16.-MISCELLANEOUS WATER-QUALITY AND STREAMFLOW RECORDS, WATER YEARS 1959-69--Continued

(Results in milligrams per liter except as indicated)

Date of collection	Discharge (cfs)	Silica (SiO_2)	Iron (Fe)	Calcium (Ca)	Magnesium (Mg)	Sodium (Na)	Potassium (K) a/	Bicarbonate (HCO_3)	Carbonate (CO_3)	Sulfate (SO_4)	Chloride (Cl)	Fluoride (F)	Nitrate (NO_3)	Boron (B)	Dissolved solids (Calculated) Milligrams per liter	Dissolved solids (Calculated) Tons per acre-foot	Dissolved solids (Calculated) Tons per day	Hardness as $CaCO_3$ Calcium, Magnesium	Hardness as $CaCO_3$ Noncarbonate	Sodium adsorption ratio	Specific conductance (micromhos at 25°C)	pH
TRIBUTARIES TO LAGUNA MADRE ESTUARY--continued																						
8-2124 Los Olmos Creek near Falfurrias																						
Sept. 24, 1967	6,030	6.0		11	1.4	2.0	5.3	46	0	0.8	2.3	0.1	1.0	--	53	0.07		33	0	0.2	87	6.9
Sept. 29	13.8	13		28	4.2	52	8.8	105	0	30	67	.2	1.9	--	256	.35		87	1	2.4	447	7.0
8 Palo Blanco Creek at State Highway 285, near Falfurrias																						
Sept. 23, 1967	16,600	--		--	--	--	--	--	--	--	--	--	--	--	--	--		--	--	--	--	--
8-4685 North Floodway near Sebastian																						
Sept. 26, 1967	59,100	11		42	5.0	29	3.6	112	0	61	24	.3	2.8	--	234	.32		125	34	1.1	383	7.6
Arroyo Colorado at Highway 77 in Harlingen																						
Sept. 26, 1967	55,200	9.7		43	5.7	33	3.4	115	0	69	26	.3	2.8	--	250	.34		131	36	1.3	414	7.7
Sept. 27	54,800	9.4		46	6.0	31	3.4	120	0	68	25	.3	4.2	--	252	.34		139	41	1.1	417	7.7
Sept. 28	50,000	9.3		50	6.4	30	3.4	123	0	76	23	.3	6.8	--	265	.36		151	50	1.1	436	7.9
Sept. 29	31,000	10		52	6.7	30	3.6	129	0	78	25	.3	4.9	--	274	.37		157	52	1.0	448	7.9

a. Included in sodium-ion concentration where no leader shown.

b. Estimated.

c. Residue on evaporation at 180°C.

REFERENCES CITED

American Public Health Association, American Water Works Association, Water Pollution Control Federation, 1966, Standard methods for the examination of water and wastewater: Am. Public Health Assoc., second printing, 769 p.

Blakey, J. F. and Kunze, H. L., 1971, Reconnaissance of the chemical quality of surface waters of the coastal basins of Texas: Texas Water Devel. Board Rept. 130, 49 p.

Environmental Science Services Administration, 1969, Climatological data Texas—Sept. 1969: U.S. Dept. of Commerce, vol. 74, no. 9.

_____1970, Climatological data Texas—Annual Summary 1969: U.S. Dept. of Commerce, vol. 74, no. 13.

Grozier, R. U., Hahl, D. C., Hulme, A. E., and Schroeder, E. E., 1968, Floods from Hurricane Beulah in South Texas and Northeastern Mexico, Sept.-Oct., 1967: Texas Water Devel. Board Rept. 83.

Hahl, D. C. and Ratzlaff, Karl W., 1970, Chemical and physical characteristics of water in estuaries of Texas, Sept. 1967-Sept. 1968: Texas Water Devel. Board Rept. 117, 91 p.

Lauff, H., ed., 1967, Estuaries: Washington, D. C., Am. Assoc. Adv. Sci., 757 p.

U.S. Geological Survey, 1969a, Water resources data for Texas, 1968—Part 1, Surface Water Records: U.S. Geol. Survey rept.

_____1969b, Water resources data for Texas, 1968—Part 2, Water Quality Records: U.S. Geol. Survey rept.

_____1970a, Water resources data for Texas, 1969—Part 1, Water Quality Records: U.S. Geol. Survey rept.

U.S. Weather Bureau, 1958, Climatic Summary of the United States—Supplement for 1931 through 1952, Texas: Climatography of the United States No. 11-36, U.S. Dept. of Commerce.

_____1965, Climatic Summary of the United States—Supplement for 1951 through 1960, Texas: Climatography of the United States No. 86-36, U.S. Dept. of Commerce.