


**EXPLANATION**




0 to 5



5 to 15



15 to 50



Over 50

Estimated potential areas of discharge of fresh to moderately saline water, in gallons per minute

Area boundary. Dashed where approximate




Figure 14  
Estimated Potential Discharge of Wells